



Wi-Fi 6/ 6E TRIPLE BAND EMBEDDED ANTENNA

**Part Numbers: 2118907-1, 2118907-2
2118907-3, 2118907-4, 2118907-5
2118907-6, 2118907-7, 2118907-8
2118907-9**

FEATURES & BENEFITS

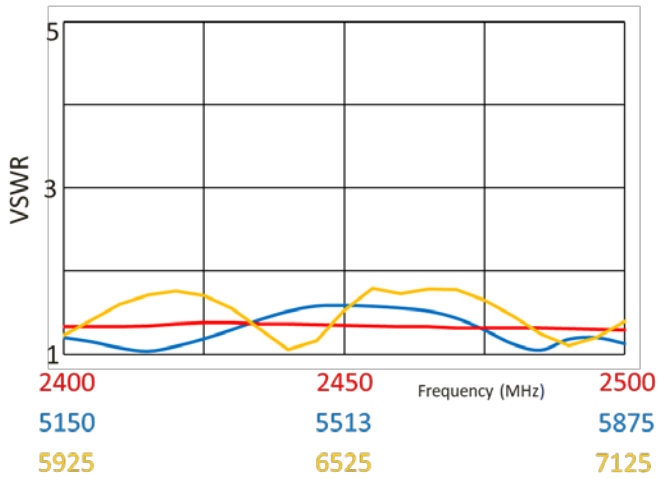
- Wi-Fi 6, also including WiFi 6E new 6GHz band, Bluetooth, ZigBee
- Flexible PCB antenna assembly
- Adhesive backing on the flexible PCB simplifies mounting within the device
- Global Frequency coverage
- Different cable length and connector options available

SPECIFICATIONS (Shown as 2118907-1 : Others can vary with different cable lengths.)

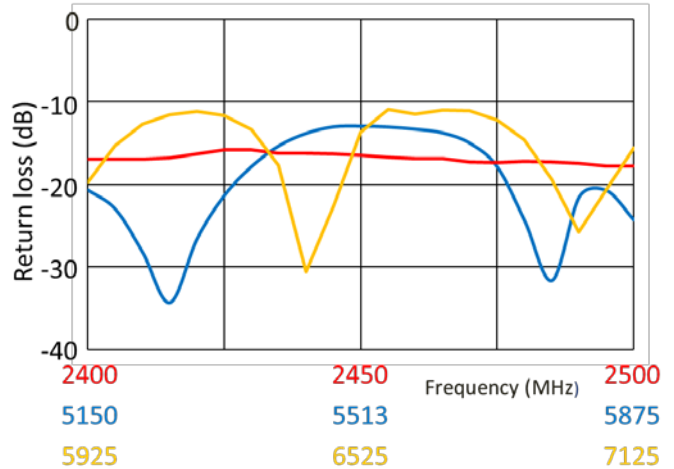
Frequency Range (MHz)	2400-2500	5150-5875	5925-7125
VSWR	< 1.4:1	< 1.6:1	< 1.9:1
Average Efficiency	82%	73%	75%
Peak Gain	3.0 dBi	3.1 dBi	3.5 dBi
Average Gain	-0.9dBi	-1.4dBi	-1.4dBi
Power Handling	10-Watt cw		
Feed Point Impedance	50 ohms unbalanced		
Polarization	Linear		
Size	29.60 mm x 41.24 mm x 0.34 mm		
Weight	< 3.3 g		
Mounting	Adhesive Tape		
Mating Connector	MHF and MHF4-type Refer to page 5		
Cable (Coaxial)	1.37mm and 1.13mm Dia. Refer to page 5		
Operating Temperature	-40 to +85°C		
Storage Temperature	-40 to +85°C		
Hazardous Materials	A certificate of conformance is available from the product page on TE website.		

RF DATA (Shown as 2118907-1 : Others can vary with different cable lengths.)

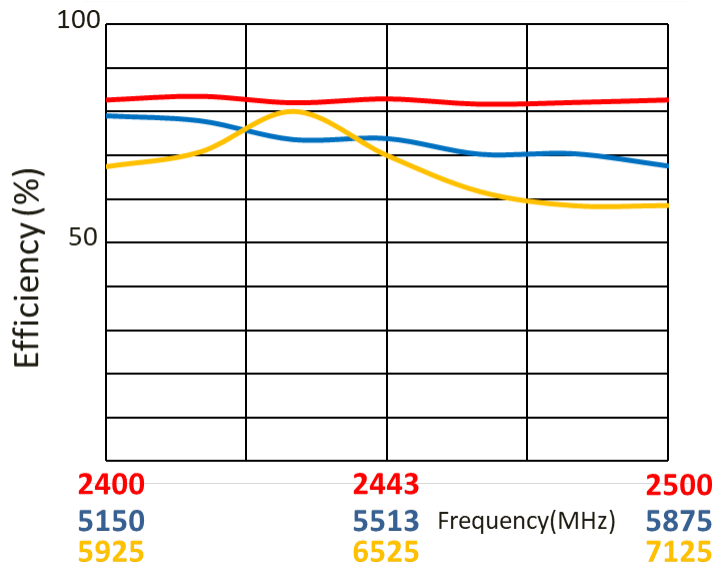
VSWR



Return Loss



Efficiency

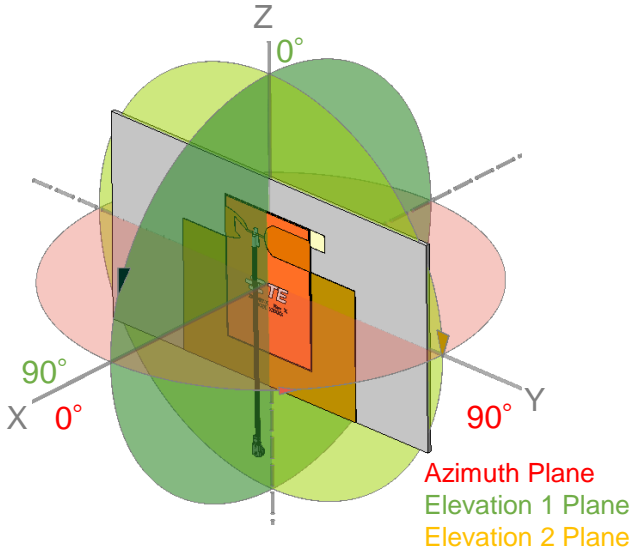


Data measured in free space and on plastic device enclosure

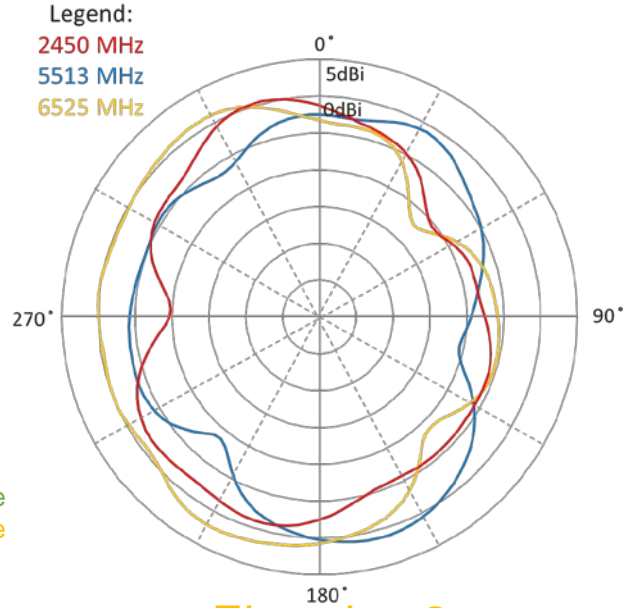
RADIATION PATTERN

(Shown as 2118907-1 : Others can vary with different cable lengths.)

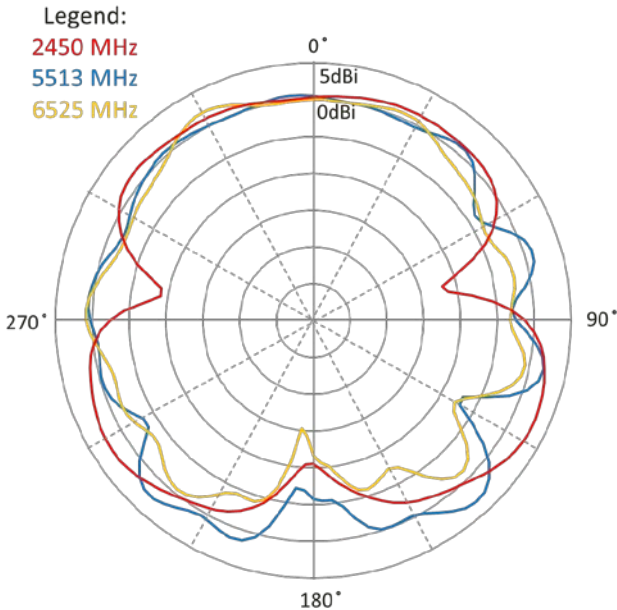
Test setup



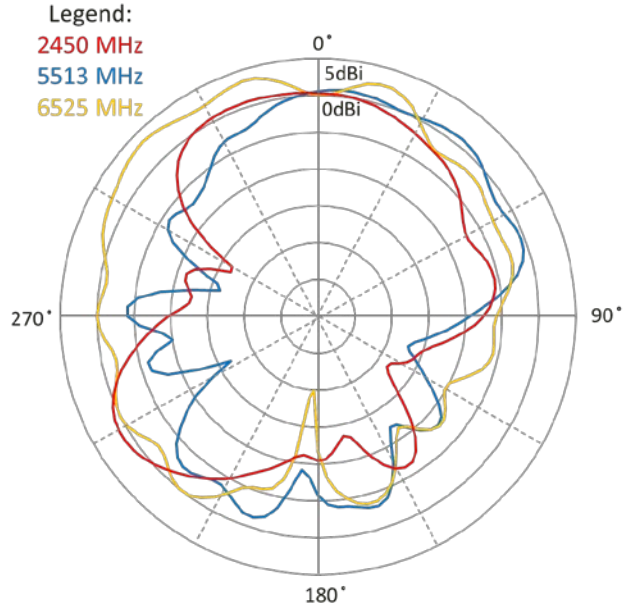
Azimuth



Elevation 1

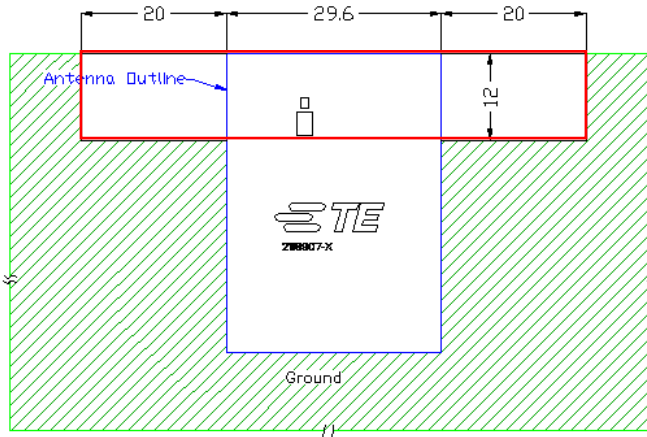


Elevation 2



Data measured in free space and on plastic device enclosure

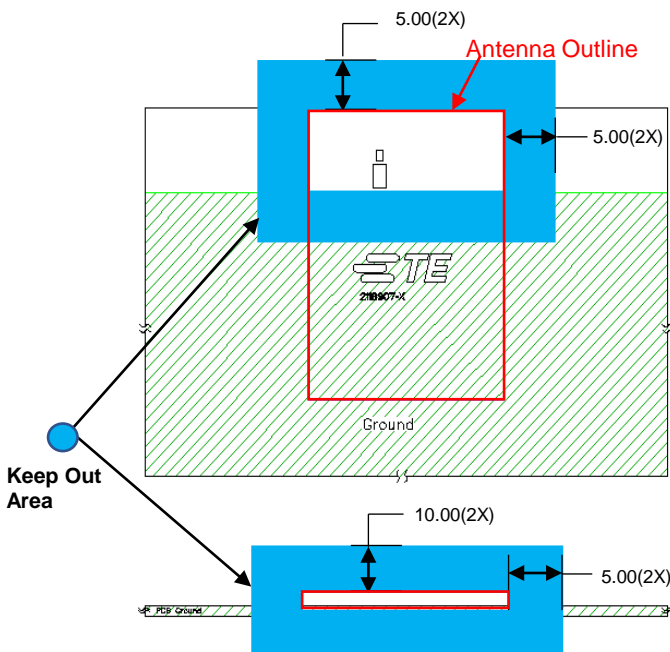
MOUNTING GUIDE



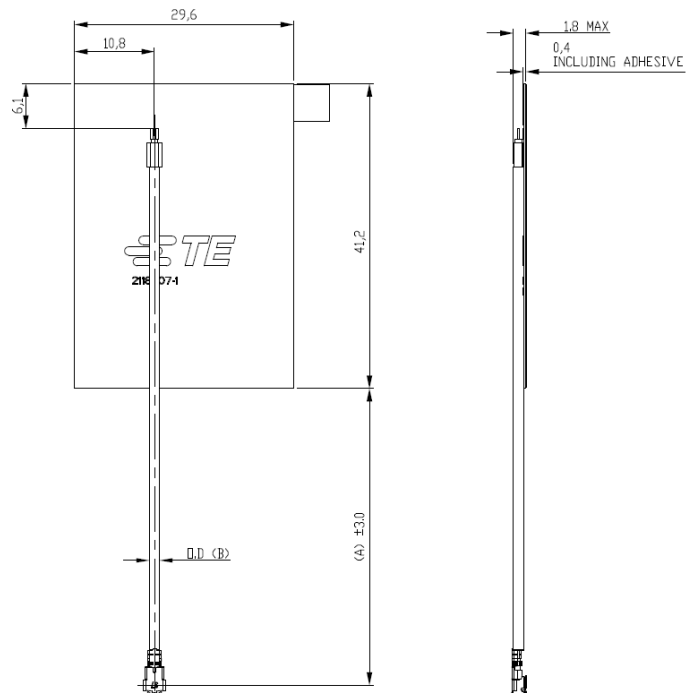
- NOTES: 1. No copper allowed in designated area on all PCB layers –
 2. For more information please call TE.

Dimensions: mm
 Diagram is not to scale

KEEP OUT AREA



DIMENSIONS



Dimensions: mm
 Diagram is not to scale