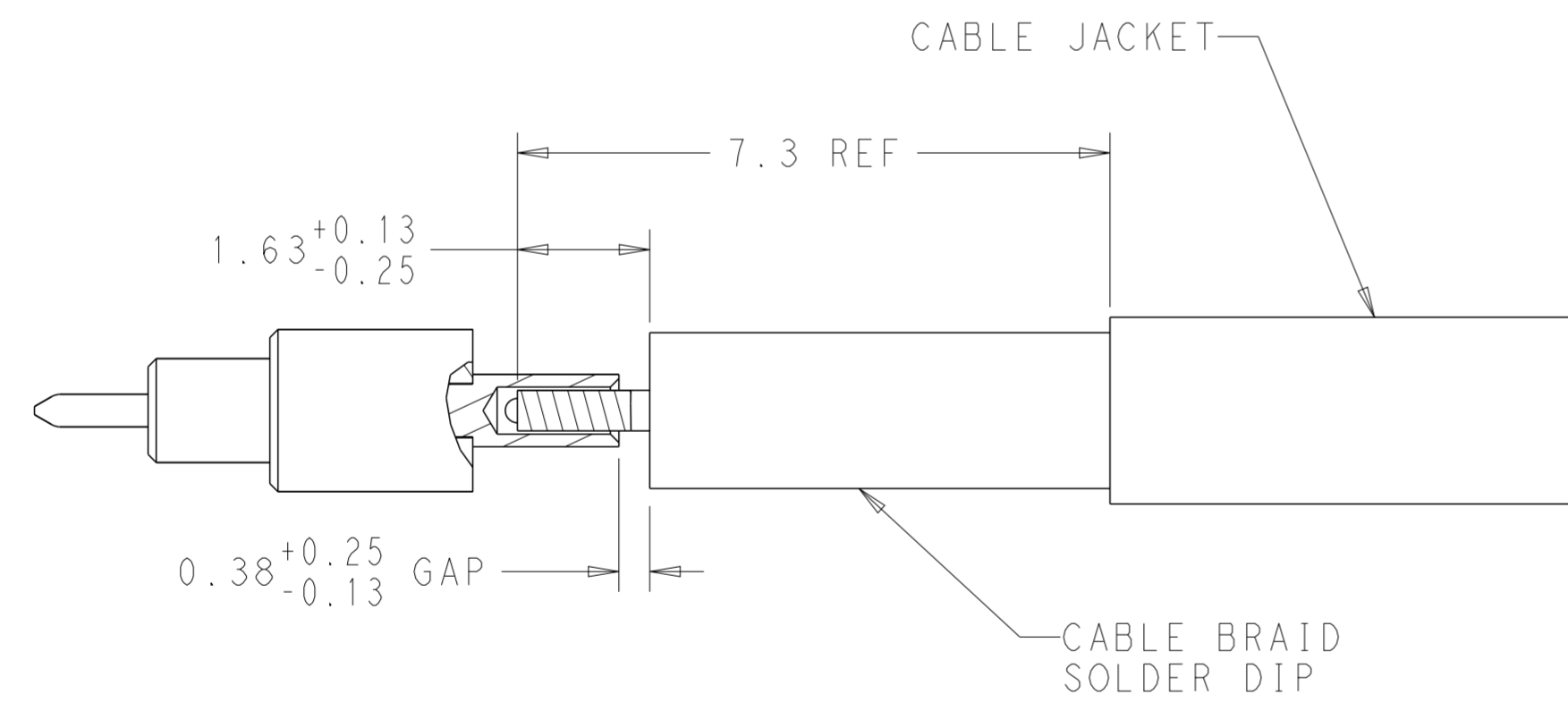
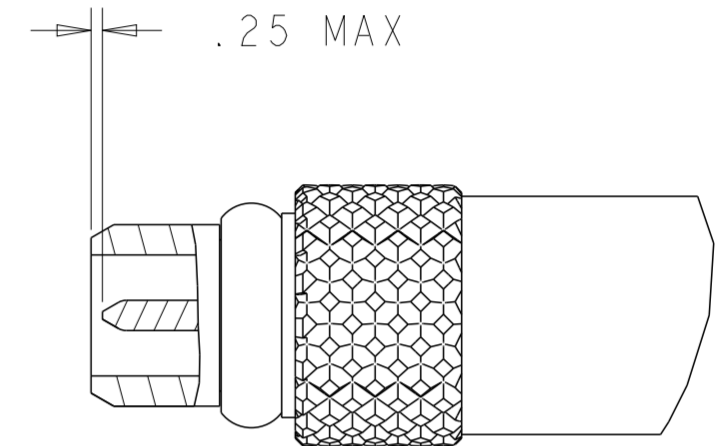
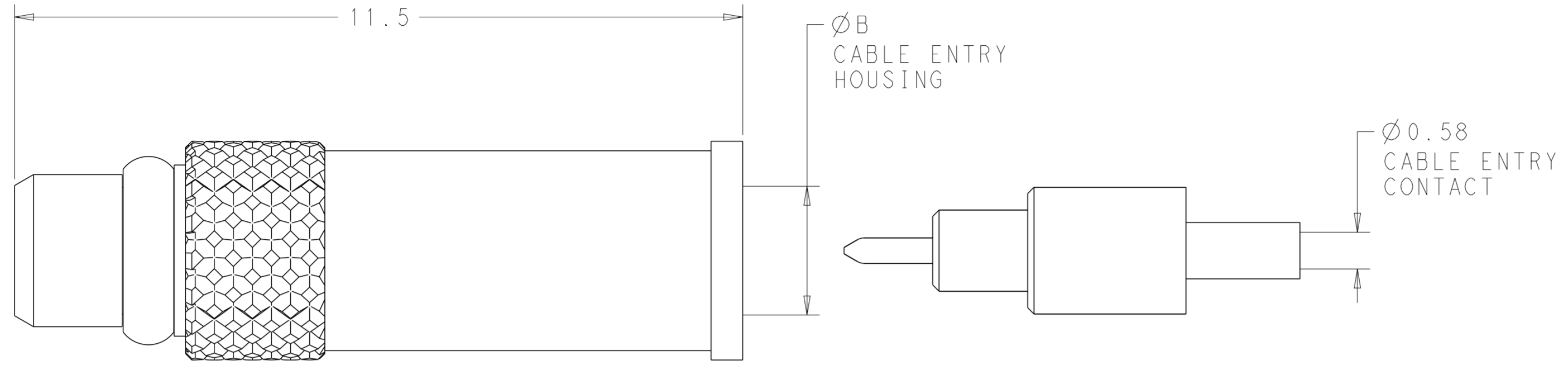


THIS DRAWING IS UNPUBLISHED. RELEASED FOR PUBLICATION
 © COPYRIGHT - BY - ALL RIGHTS RESERVED.

REVISIONS				
P	LTR	DESCRIPTION	DATE	APVD
B		REV PER ECO 18-000314	1-9-18	CT DW



DETAIL A: CABLE TERMINATION.

1. REMOVE JACKET AND SOLDER DIP BRIAAD.
2. STRIP CABLE TO DIMENSION SHOWN IN DETAIL A.
3. SOLDER CENTER CONTACT TO CABLE CENTER CONDUCTOR. GAP CONTACT .038 REF FROM CABLE DIELECTRIC/BRAID STRIP. REF TE SOLDER GAUGE P/N 91362-1.
4. SOLDER CABLE BRAID INSIDE HOUSING.

COMPONENT	MATERIAL	FINISH
HOUSING	BRASS PER ASTM B16	GOLD PLATE PER ASTM B488
CENTER CONTACT		
RETAINING RING	BERYLIUM COPPER PER ASTM B196 C17300, COND. H	
DIELECTRIC	PTFE PER ASTM D1710	N/A

CC- 0.51 NOM BRD- 1.98 NOM	2.11	2221735-2
CC- 0.5 NOM BRD- 1.92 NOM	2.03	2221735-1
CABLE	DIM B	PART NUMBER

THIS DRAWING IS A CONTROLLED DOCUMENT.

DWN: D. WILSON 02MAY2013
 CHK: C. C. THOMAS 5-20-13
 APVD: D. WILSON 5-20-13

STE TE Connectivity

NAME: MMCX CABLE PLUG FOR ALPEN A24 FLEX CABLE

SIZE: A2 CAGE CODE: 00779 DRAWING NO: C-2221735 RESTRICTED TO: B

MATERIAL: - DIMENSIONS: mm TOLERANCES UNLESS OTHERWISE SPECIFIED: 0 PLC ±, 1 PLC ±0.1, 2 PLC ±0.05, 3 PLC ±0.013, 4 PLC ±0.0001 ANGLES ±, FINISH -

WEIGHT: - APPLICATION SPEC: - PRODUCT SPEC: -

CUSTOMER DRAWING SCALE: 6:1 SHEET: 1 OF 1 REV: B