
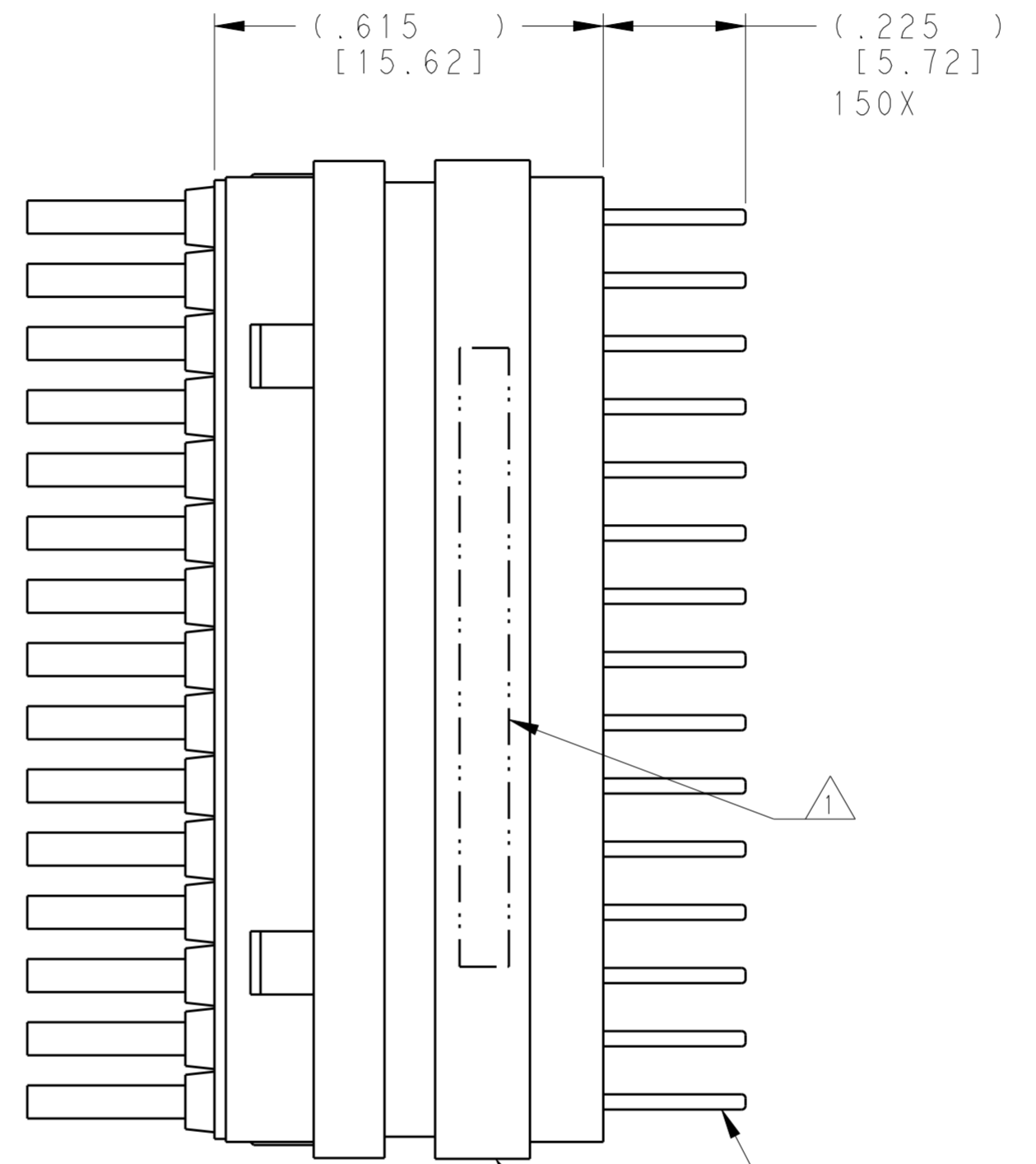
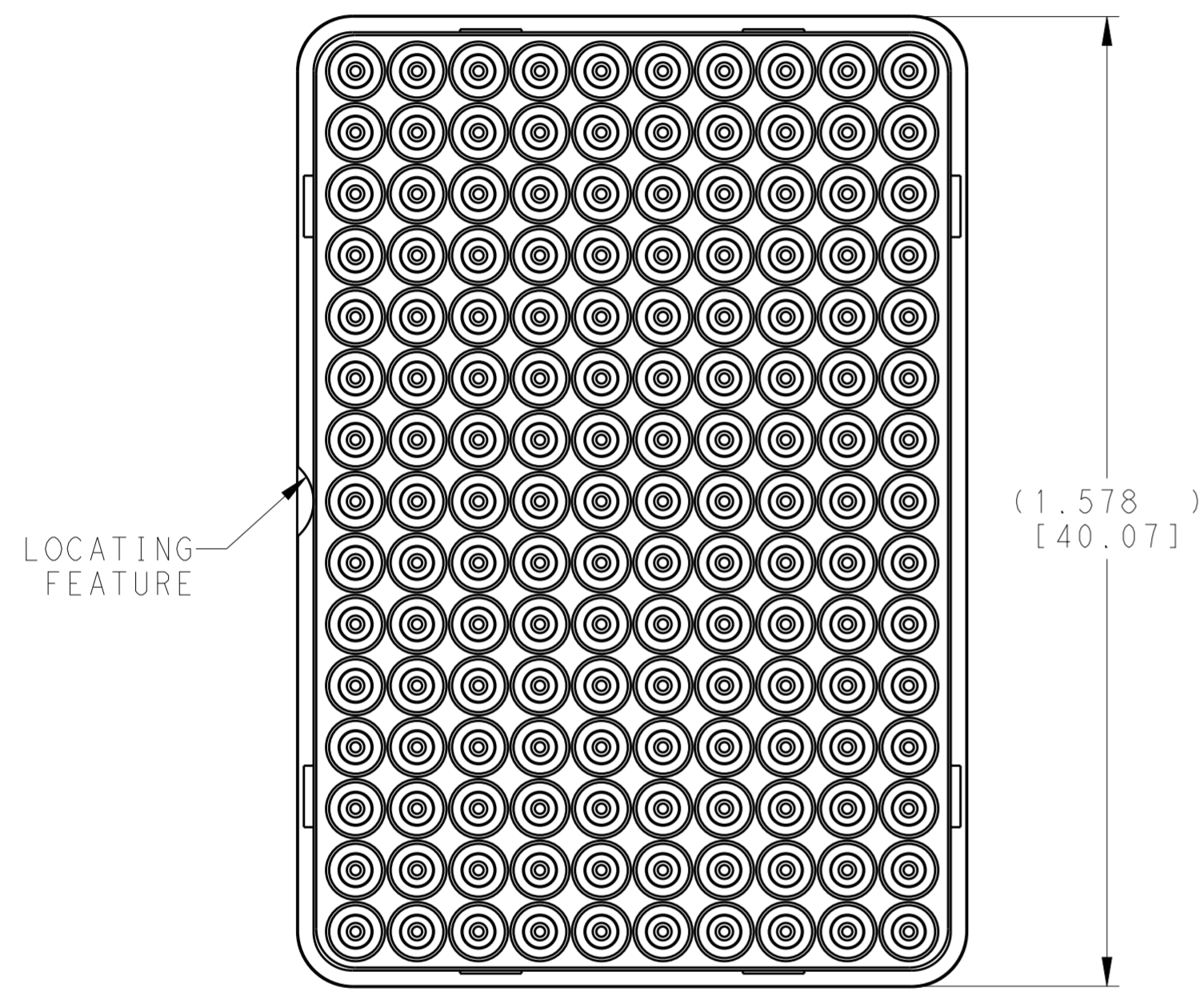


THIS DRAWING IS UNPUBLISHED. RELEASED FOR PUBLICATION  
 © COPYRIGHT - BY - ALL RIGHTS RESERVED.

REVISIONS					
P	LTR	DESCRIPTION	DATE	DWN	APVD
A		RELEASED PER ECO 14-002110	2-21-14	CT	WB
B		REVISED PER ECO-14-014157	140CT14	MGM	CT



MATING FACE

SIZE 22 SOCKET CONTACT  
 (TE P/N 445814-2)  
 QTY = 150

150 POSN. INSERT

2221823-1  
 PART NO.

1 2221823-1 ASSY AND DATE CODE MARKED ON LEDGE, ANY SIDE.

THIS DRAWING IS A CONTROLLED DOCUMENT.		DWN C.C. THOMAS 15 JAN 2014	TE Connectivity	
DIMENSIONS: INCHES [mm]		CHK W. BERNHART 1-15-14		
TOLERANCES UNLESS OTHERWISE SPECIFIED:		APVD W. BERNHART 1-15-14	NAME INSERT ASSEMBLY, 150 POSITION, ARINC 600	
0 PLC ± 1 PLC ± 2 PLC ± 3 PLC ± 4 PLC ± ANGLES ± FINISH ±		PRODUCT SPEC -	SIZE A200779	
MATERIAL -		APPLICATION SPEC -	DRAWING NO C-2221823	RESTRICTED TO -
-		WEIGHT -	SCALE 4:1	SHEET 1 OF 1
-		CUSTOMER DRAWING	REV B	