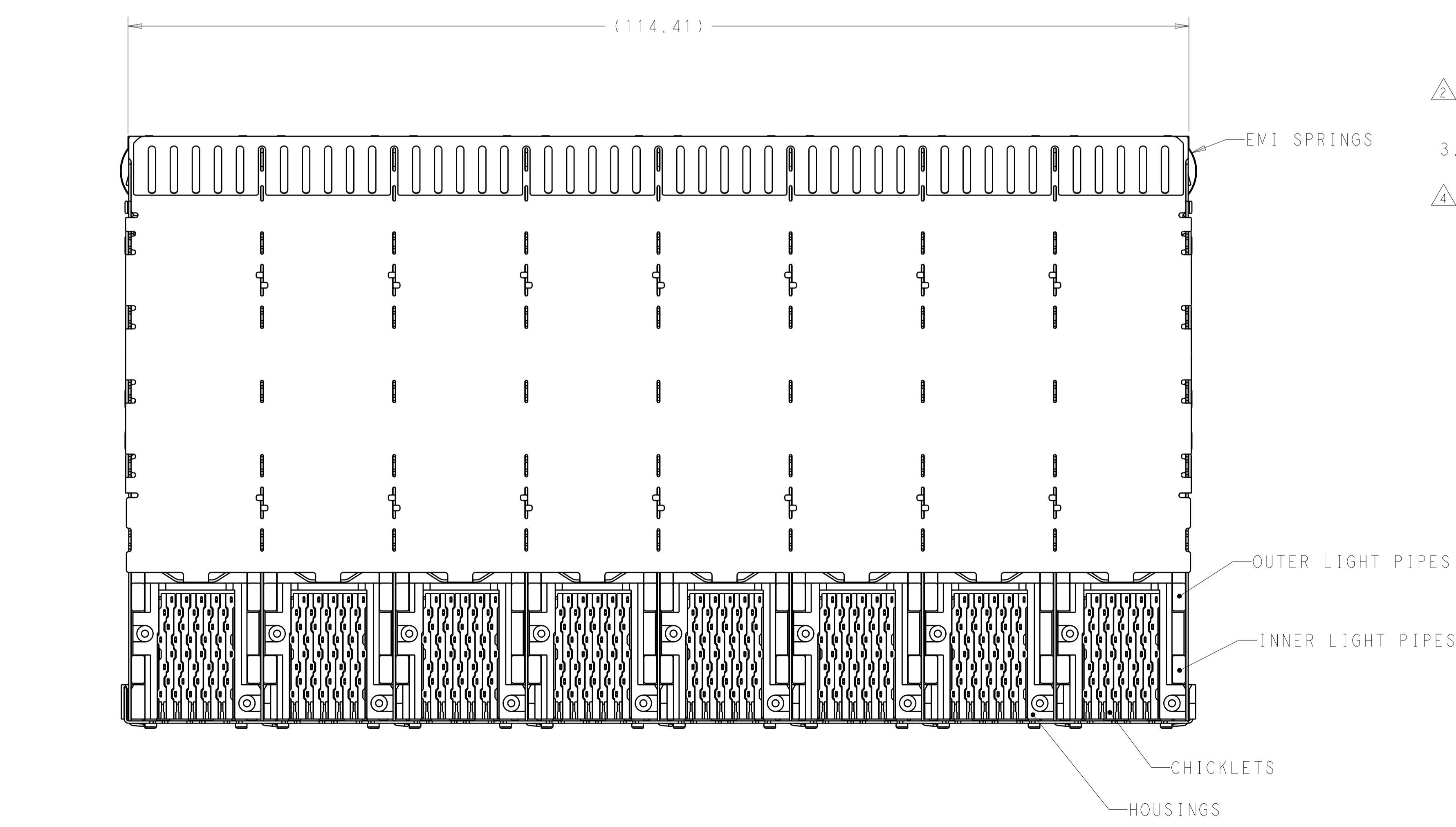
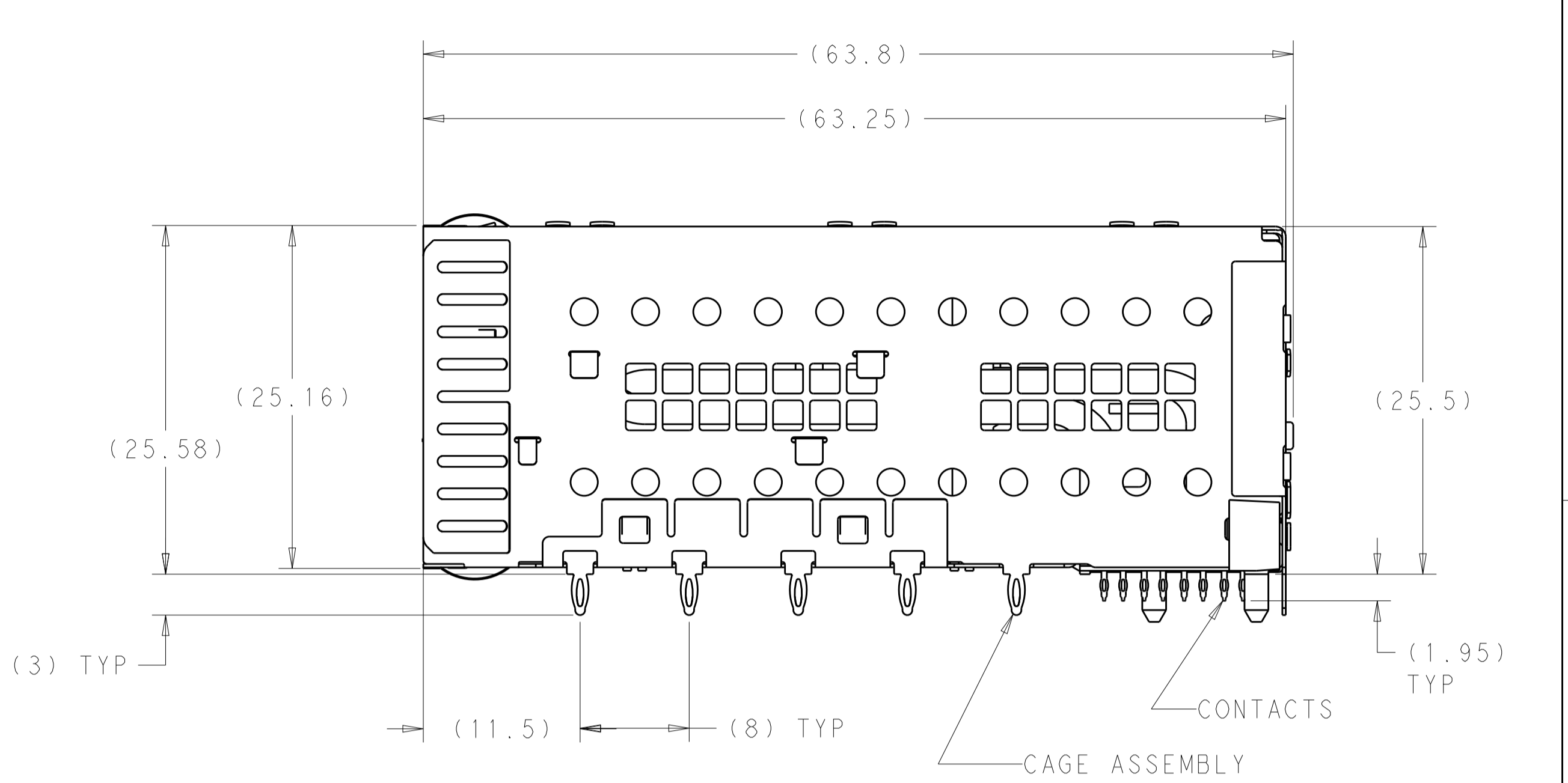
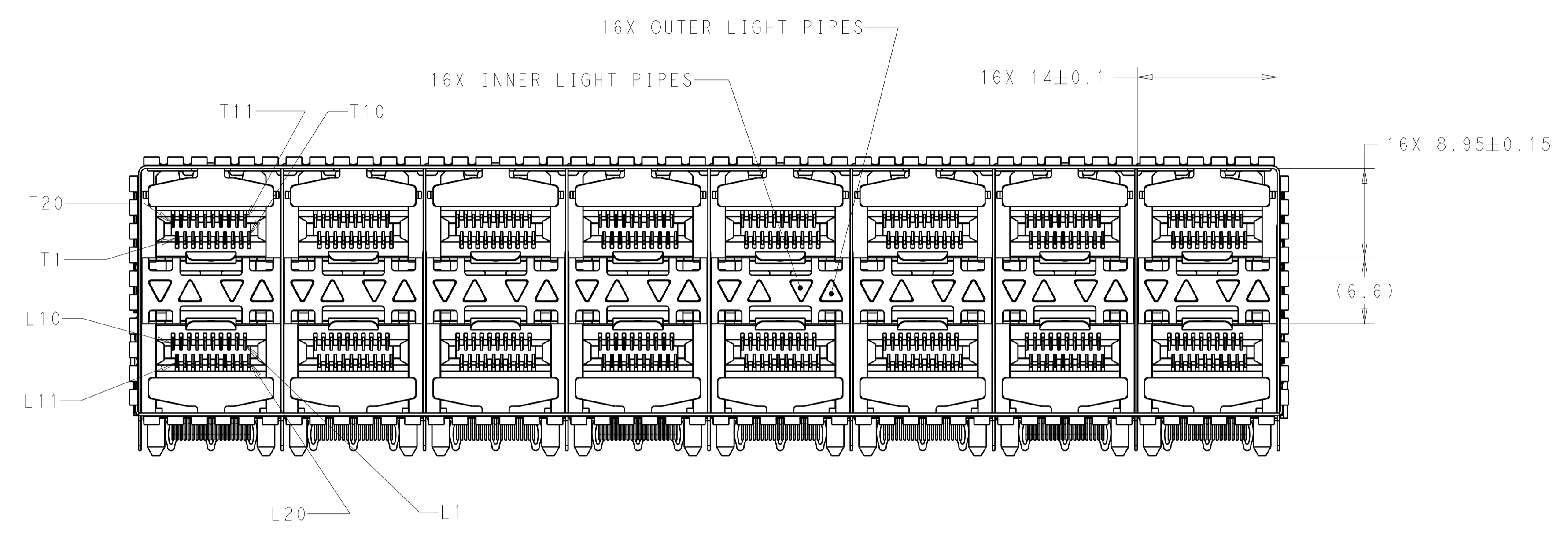


LOC	DIST	REVISIONS					
GP	00	P	LTN	DESCRIPTION	DATE	DWN	APVD
		A		INITIAL RELEASE	20JUN2014	BMM	PAR
		B		REVISED PER ECO-15-017919	02APL2016	AP	PR




- △ MATERIALS:
CAGE ASSEMBLY- NICKEL SILVER ALLOY PER ASTM B 122.
EMI SPRINGS- COPPER ALLOY.
HOUSING- BLACK LCP, UL 94V-0 RATED.
CHICKLET- BLACK LCP, UL 94V-0 RATED.
LIGHT PIPE- POLYCARBONATE, CLEAR.
CONTACT- COPPER ALLOY.
- △ DATUM AND BASIC DIMENSIONS ESTABLISHED BY CUSTOMER.
- 3. MINIMUM PCB THICKNESS OF 1.5.
- △ CONTACT FINISH- CONFORMS TO THE REQUIREMENTS OF TYCO ELECTRONICS PRODUCT SPECIFICATION 108-2331, BASED ON EIA/ECA-364-1000.01A, (CONTROLLED ENVIRONMENT APPLICATIONS) ON MATING INTERFACE, TIN ON NEEDLE EYE.
- △ FOR HOLE SIZE AND PLATINGS, SEE APPLICATION SPEC 114-13219.
- △ THE ENTIRE AREA OF THE CONNECTOR FOOTPRINT, INDICATED BY THE DASHED LINE, TO BE CONSIDERED THE KEEPCUT AREA FOR COMPONENTS AND SIGNAL TRACES, TOP SIDE ONLY. TOP SIDE TRACES ALLOWED WITHIN CONNECTOR HOLE PATTERN.
- △ LIGHT PIPE PAD LAYOUT IS FOR 0805 LOW PROFILE LED PACKAGE WITH A HEIGHT OF 0.8mm.
- △ EMI SPRING FINISH: 0.8µm MINIMUM MATTE TIN OVER 0.8µm MINIMUM NICKEL, NONPLATED EDGES PERMISSIBLE.

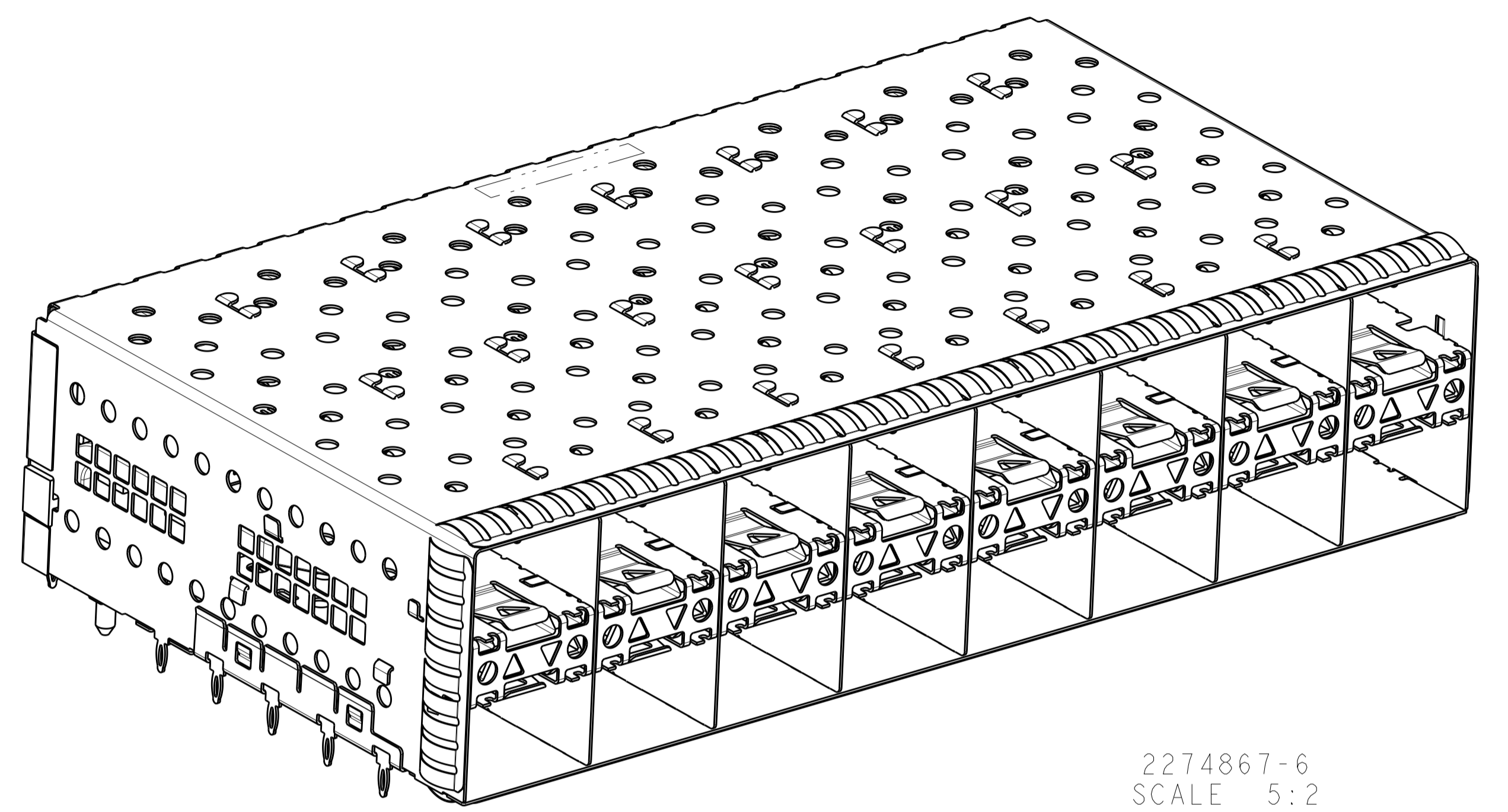
FINISH	DESCRIPTION	PART NUMBER
△	NO LIGHT PIPES	2274867-8
	OUTER 2 LIGHT PIPES	2274867-7
	INNER 2 LIGHT PIPES	2274867-6
	4 LIGHT PIPES	2274867-5

THIS DRAWING IS A CONTROLLED DOCUMENT. DIMENSIONING AND TOLERANCING PER ASME Y14.5M-2009.		DWN B. MATTHEWS 20JUN2014	TE Connectivity
TOLERANCES UNLESS OTHERWISE SPECIFIED:		CHK P. RECCE 20JUN2014	
DIMENSIONS:	mm	APVD P. RECCE 20JUN2014	NAME CAGE AND PT CONNECTOR ASSEMBLY, THERMALLY ENHANCED WITH EMI SPRINGS, PRESS FIT, 2X8, STACKED SFP+
0 PLC	±	PRODUCT SPEC	108-2331
1 PLC	±0.10	APPLICATION SPEC	114-13219
2 PLC	±0.10	SIZE	CAGE CODE DRAWING NO
3 PLC	±0.10	WEIGHT	A100779C=2274867
4 PLC	±0.10	CUSTOMER DRAWING	SCALE 3:1 SHEET 1 OF 4 REV B
ANGLES	±		
MATERIAL	FINISH		


LOC	DIST	REVISIONS					
GP	00	P	LYN	DESCRIPTION	DATE	OWN	APVD
		-		SEE SHEET 1			




2274867-5
SCALE 5:2



2274867-6
SCALE 5:2



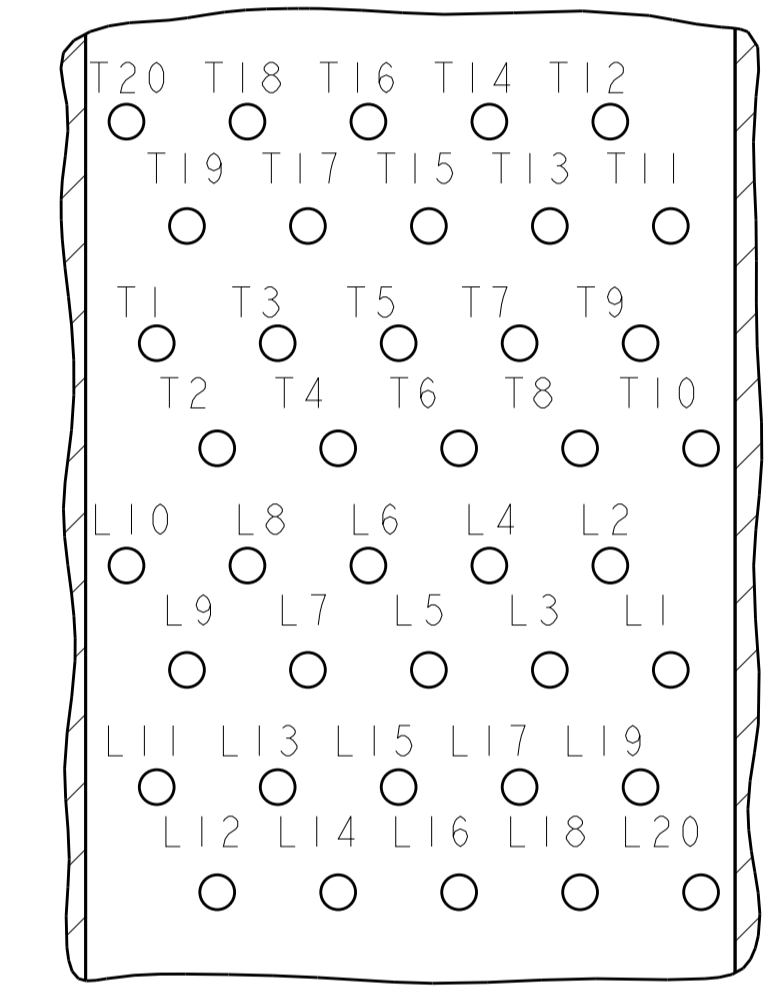
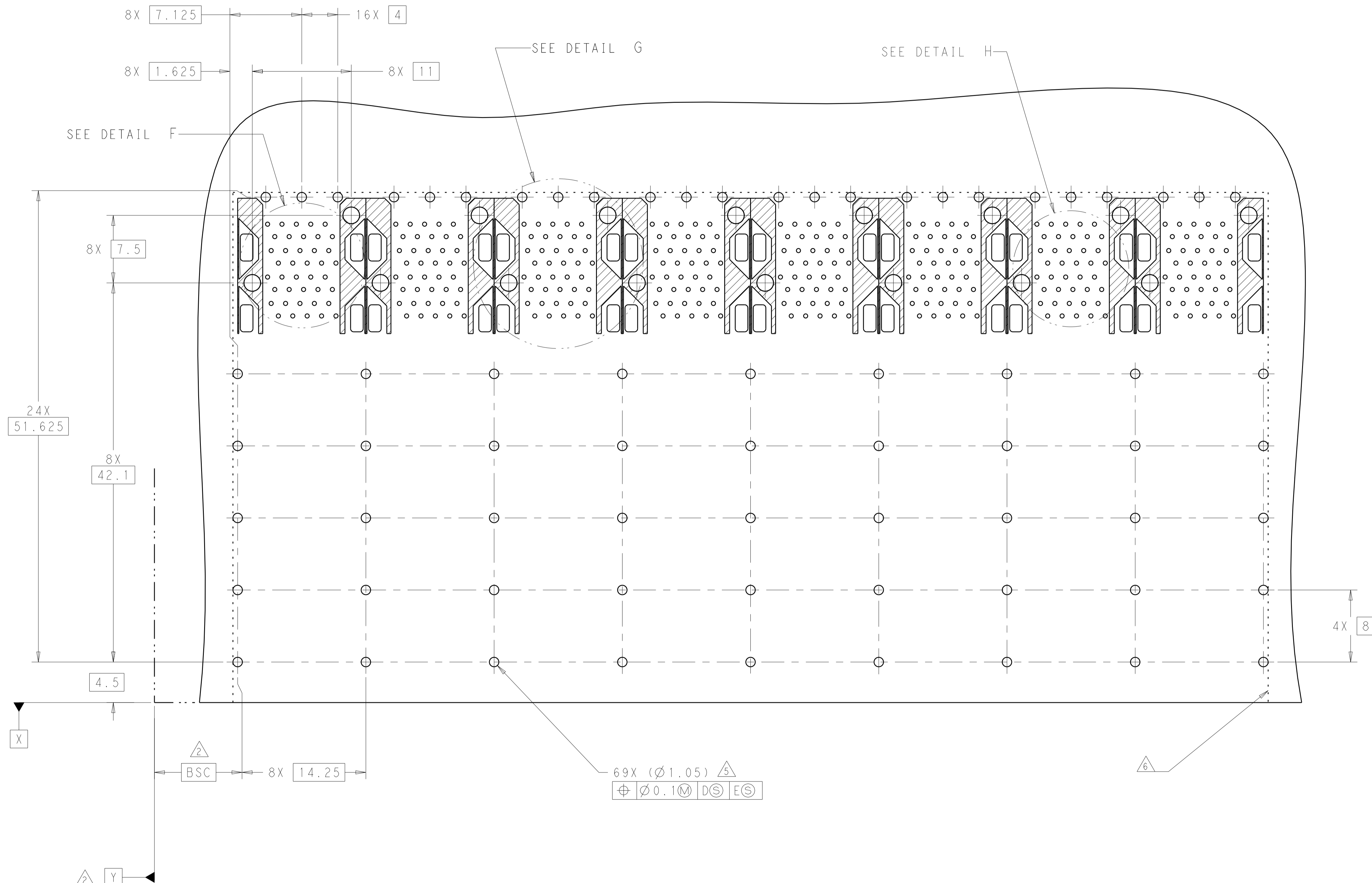
2274867-7
SCALE 5:2



2274867-8
SCALE 5:2

THIS DRAWING IS A CONTROLLED DOCUMENT. DIMENSIONING AND TOLERANCING PER ASME Y14.5M-2009.		OWN: B. MATTHEWS 20JUN2014	TE Connectivity
		CHK: P. RECCE 20JUN2014	
DIMENSIONS: mm		APVD: P. RECCE 20JUN2014	NAME: CAGE AND PT CONNECTOR ASSEMBLY, THERMALLY ENHANCED WITH EMI SPRINGS, PRESS FIT, 2X8, STACKED SFP+
TOLERANCES UNLESS OTHERWISE SPECIFIED: 0 PLC ±.10 1 PLC ±0.10 2 PLC ±0.10 3 PLC ±0.10 4 PLC ±0.10 ANGLES ±.10		PRODUCT SPEC: 108-2331 APPLICATION SPEC: 114-13219	
MATERIAL FINISH		WEIGHT	SIZE: A100779C=2274867 CUSTOMER DRAWING
		SCALE: 3:1	SHEET 2 OF 4 REV B

LOC	DIST	REVISIONS					
GP	00	P	LTH	DESCRIPTION	DATE	DWN	APVD
		-	-	SEE SHEET 1	-	-	-



DETAIL H
 CONNECTOR PIN-OUT
 COMPONENT SIDE OF BOARD
 8X INDIVIDUALLY
 SCALE 10:1

RECOMENDED PCB LAYOUT
 COMPONENT SIDE OF THE BOARD
 SCALE 4:1

THIS DRAWING IS A CONTROLLED DOCUMENT. DIMENSIONING AND TOLERANCING PER ASME Y14.5M-2009		DWN B. MATTHEWS 20JUN2014	TE Connectivity
TOLERANCES UNLESS OTHERWISE SPECIFIED:		CHK P. RECCE 20JUN2014	
DIMENSIONS:	mm	APVD P. RECCE 20JUN2014	NAME CAGE AND PT CONNECTOR ASSEMBLY, THERMALLY ENHANCED WITH EMI SPRINGS, PRESS FIT, 2X8, STACKED SFP+
0 PLC	±	PRODUCT SPEC	SIZE 108-2331
1 PLC	±0.10	APPLICATION SPEC	RESTRICTED TO
2 PLC	±0.10	114-13219	A100779C=2274867
3 PLC	±0.10	WEIGHT	SCALE 3:1 SHEET 3 OF 4 REV B
4 PLC	±0.10	CUSTOMER DRAWING	
ANGLES	±		
FINISH			