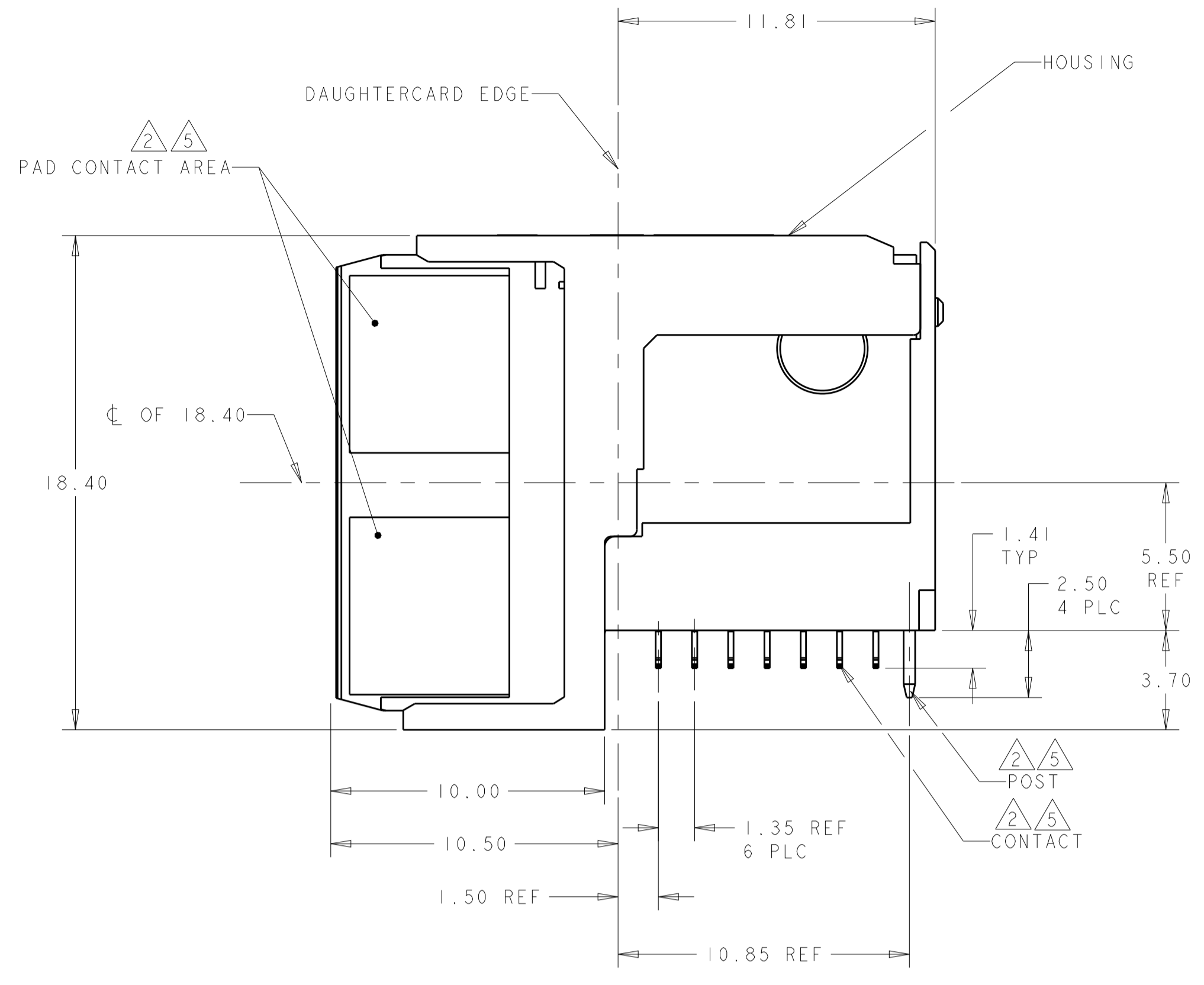
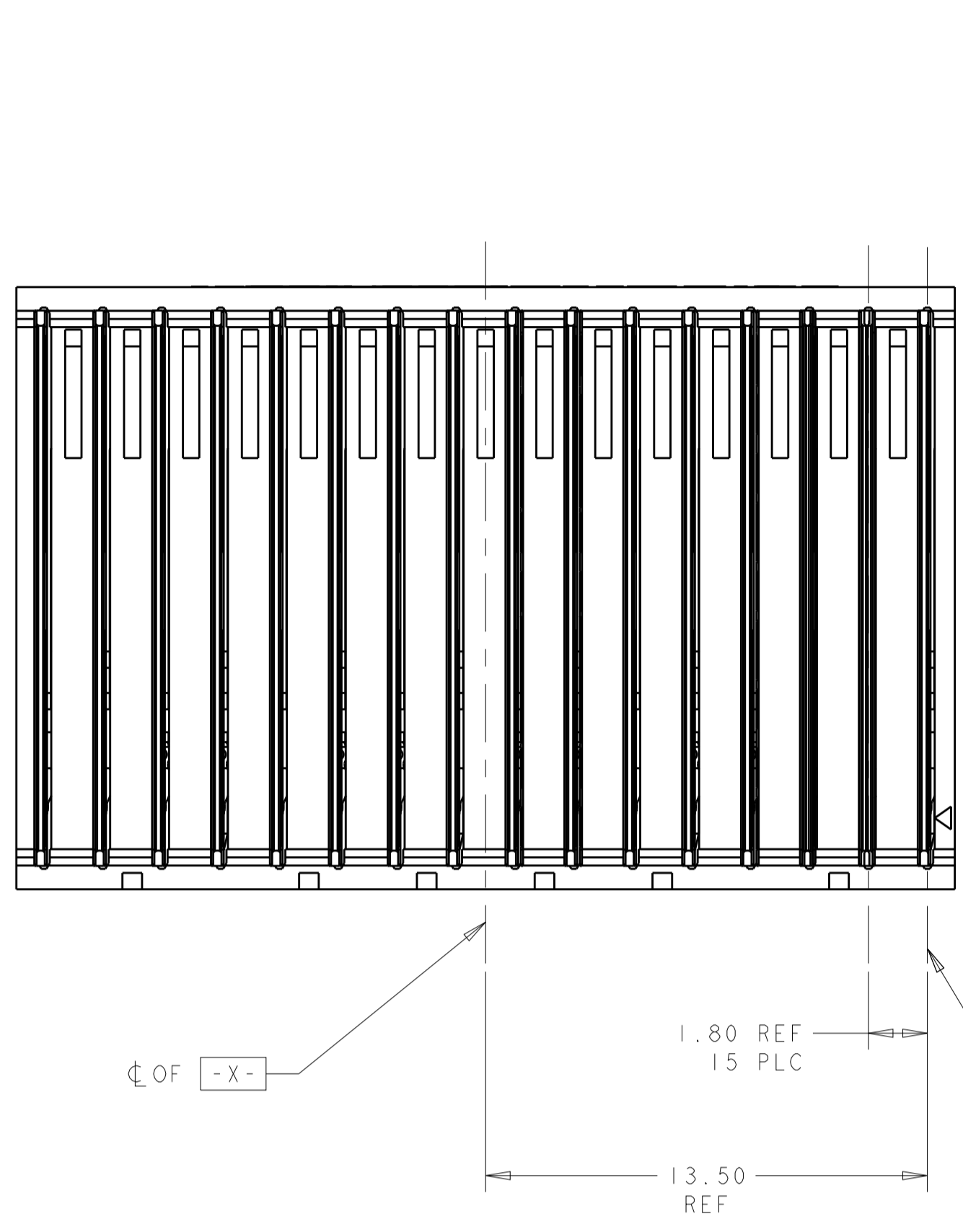


REVISIONS				
P.	LTN.	DESCRIPTION	DATE	OWN. APPROV.
B		REV PER ECO 15-013696	9-23-15	CT DH



- 1 HOUSING: LCP, UL94V0, COLOR: BLACK.  
CONTACT: PHOSPHOR BRONZE.  
POST: BRASS WIRE
- 2 CONTACT: 1.27µm MIN GOLD IN PAD CONTACT AREA, 1.27µm MIN TIN-LEAD ON PCB TAIL OVER 1.27µm MIN. NICKEL OVER ALL.  
POST: 1.27µm MIN NICKEL PLATED.
- 3 PLATED THROUGH HOLE PER 114-13056, FIGURE 4
- 4 SEE TABLE 1 FOR INTERCONNECTIONS TO BACKPLANE CONNECTOR.
- 5 CONTACT: 1.27µm MIN GOLD IN PAD CONTACT AREA, 1.27µm MIN TIN ON PCB TAIL OVER 1.27µm MIN. NICKEL OVER ALL.  
POST: 1.27µm MIN NICKEL PLATED.

TABLE 1  
INTERCONNECTIONS WITH BACKPLANE CONNECTOR 2102736-1

TYPICAL INTERCONNECTIONS FOR COLUMN (WAFER): 7, 9, 11, 13, 15		
CONTACT USAGE	DAUGHTERCARD CONNECTOR PIN	BACKPLANE CONNECTOR PIN
SIGNAL PAIR	ax	ax
	bx	bx
SIGNAL PAIR	dx	ex
	ex	fx
SIGNAL	gx	ix
GROUPS	cx, dx, gx, (ALL COMMONED)	cx, dx, gx, hx

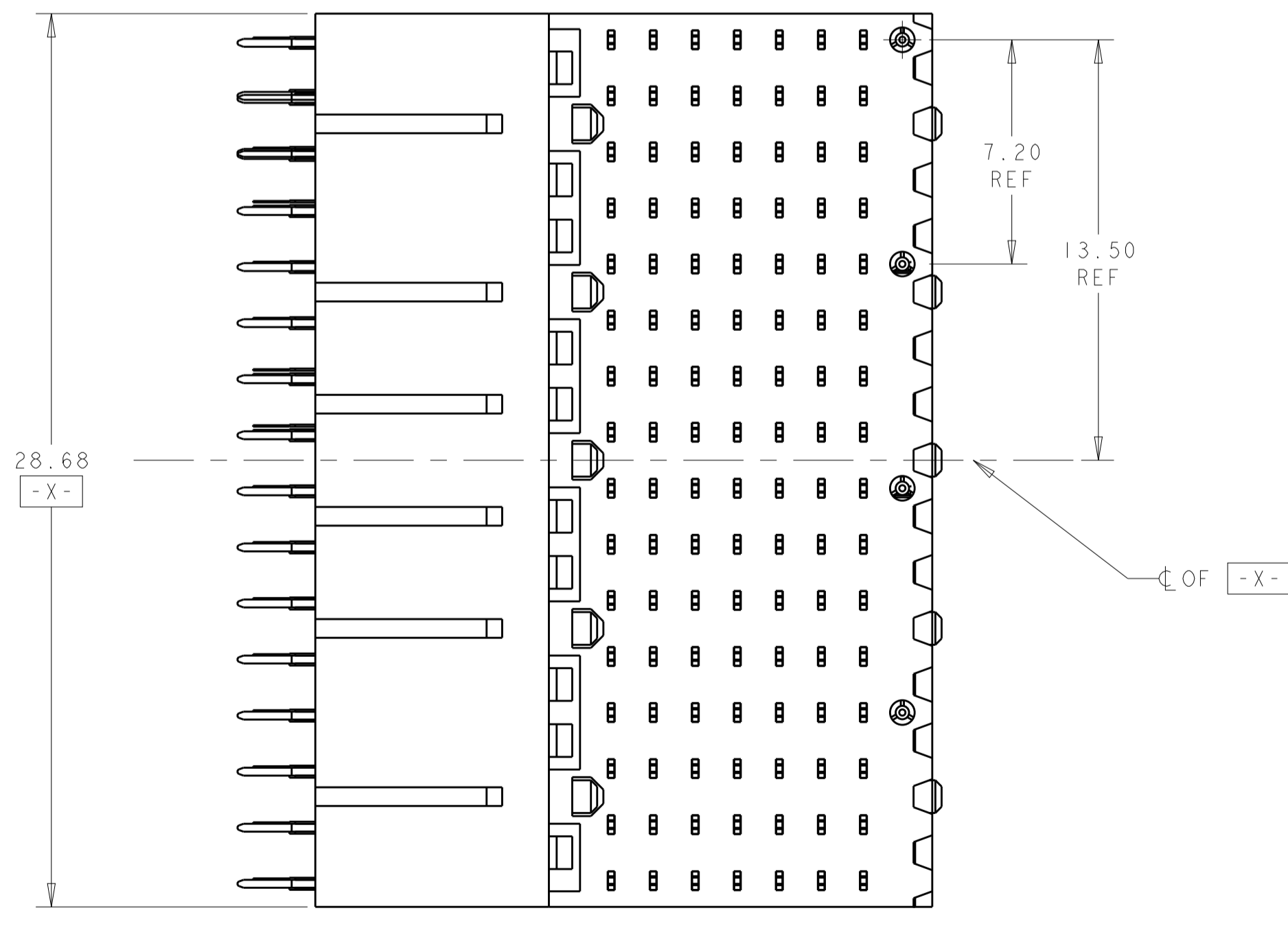
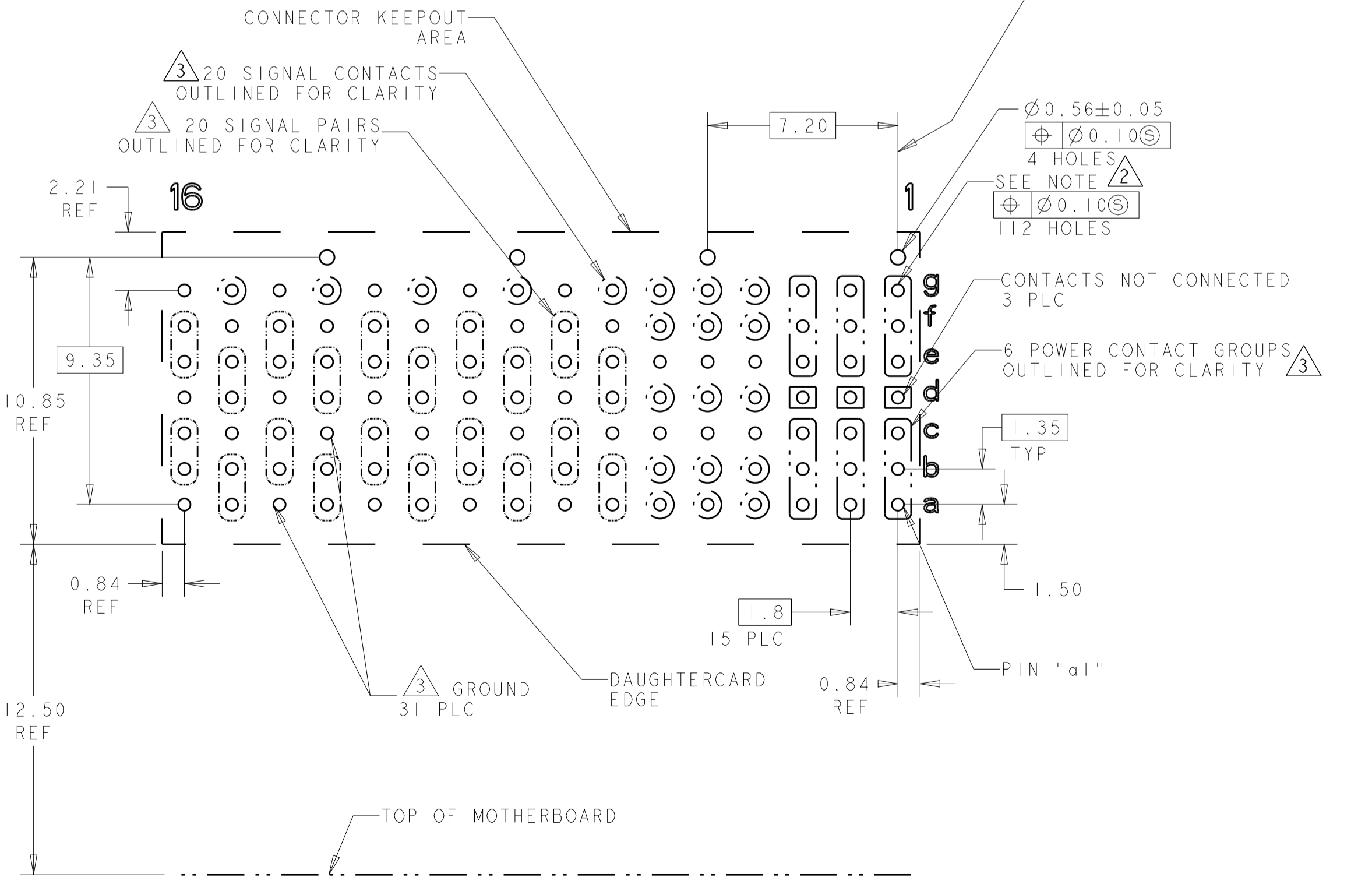
TYPICAL INTERCONNECTIONS FOR COLUMN (WAFER): 8, 10, 12, 14, 16		
CONTACT USAGE	DAUGHTERCARD CONNECTOR PIN	BACKPLANE CONNECTOR PIN
SIGNAL PAIR	bx	cx
	cx	dx
SIGNAL PAIR	ex	gx
	fx	hx
GROUPS	ax, dx, gx (ALL COMMONED)	ax, bx, ex, fx, ix

TYPICAL INTERCONNECTIONS FOR COLUMN (WAFER): 4, 5, 6		
CONTACT USAGE	DAUGHTERCARD CONNECTOR PIN	BACKPLANE CONNECTOR PIN
SIGNAL	ax	bx
SIGNAL	bx	cx
SIGNAL	dx	ex
SIGNAL	fx	gx
SIGNAL	gx	hx
GROUPS	cx, ex (ALL COMMONED)	ax, dx, fx, ix

TYPICAL INTERCONNECTIONS FOR COLUMN (WAFER): 1, 2, 3		
CONTACT USAGE	DAUGHTERCARD CONNECTOR PIN	BACKPLANE CONNECTOR PIN
POWER	ax, bx, cx	ax, bx, cx, dx
POWER	ex, fx, gx	fx, gx, hx, ix
NOT CONNECTED	dx	ex

NOTE: "x" DESIGNATES THE COLUMN NUMBER

5	2286250-2
2	2286250-1
PLATING	PART NO



PC BOARD LAYOUT (CONNECTOR SIDE)  
SCALE 6:1

THIS DRAWING IS A CONTROLLED DOCUMENT.		OWN: C.C. THOMAS 4-8-15	TE Connectivity NAME: RIGHT-ANGLE PLUG ASSY, 7 ROW, 20.3mm MULTI-GIG RT2R, DIFFERENTIAL, SIGNAL-ENDED AND POWER, CENTER CONN. PRODUCT SPEC: 108-2072 APPLICATION SPEC: 114-13056 WEIGHT: - Customer Drawing
DIMENSIONS: mm		CHK: D. HOANG 4-8-15	
TOLERANCES UNLESS OTHERWISE SPECIFIED:		APVD: D. HOANG 4-8-15	SIZE: A1
0 PLC	±	PRODUCT SPEC	RESTRICTED TO
1 PLC	±0.5	APPLICATION SPEC	
2 PLC	±0.13	114-13056	
3 PLC	±	WEIGHT	
4 PLC	±	SCALE: 5:1	
ANGLES	±1°	SHEET 1 OF 1	
FINISH	5	REV B	