

Single Turn Trimmer

Model 22



Features:

- 3 mm square
- Sealed single turn
- Cermet
- Surface mount
- Cross Slot option

Model Styles Available

J Hook	22A
Side Adjust	22S
J Hook with Cross Slot	22AC
Side Adjust with Cross Slot	22SC

Electrical

Standard Resistance Range	10 ohms to 2 Megohms
Standard Resistance Tolerance	±20%
Residual Resistance, Maximum	1% or 3 ohms Max., whichever is greater
Resistance Taper	Linear
Maximum Operating Voltage	200 Vdc Max. or rms not to exceed power rating
Rated Power	0.125 Watts at 70°C derating to 0 at 125°C
Dielectric Strength	500 Vrms
Actual Electrical Travel, Nominal	220°
Insulation Resistance	100 Megohms Min.
Contact Resistance Variation	3% or 3 ohms Max., whichever is greater
Resolution	Essentially infinite

Environmental

Seal	85°C Fluorinert (No Leaks)
Temperature Coefficient	±100 ppm/°C (<100 Ohms = ±150 ppm/°C)
Operating Temperature Range	-55°C to +125°C
Thermal Shock	Five cycles -55°C to +125°C (2% ΔRt, 1% ΔVR)
Moisture Resistance	Ten 24 hour cycles (3% ΔRt)
Shock	6ms sawtooth, 100 G's (1% ΔRt, 1% ΔVR)
Vibration	20 G's, 10 to 2,000 Hz (1% ΔRt, 1% ΔVR)
High Temperature Exposure	250 hours at 125°C (2% ΔRt, 2% ΔVR)
Rotational Life	100 cycles (3% ΔRt)
Load Life	1,000 hours at 70°C & 0.125 Watts (3% ΔRt, 1% ΔVR)
Resistance to Solder Heat	250°C for 10 seconds
RoHS	Please refer to TT Electronics Website
REACH	Please refer to TT Electronics Website

General Note
TT Electronics reserves the right to make changes in product specification without notice or liability. All information is subject to TT Electronics' own data and is considered accurate at time of going to print.

TT Electronics | BI Technologies
Circulo de la Amistad #102 PIMSA IV Mexicali B.C. Mexico C.P 21210
Ph: + 1 (714) 447-2345
www.ttelectronics.com/bi-technologies

Single Turn Trimmer

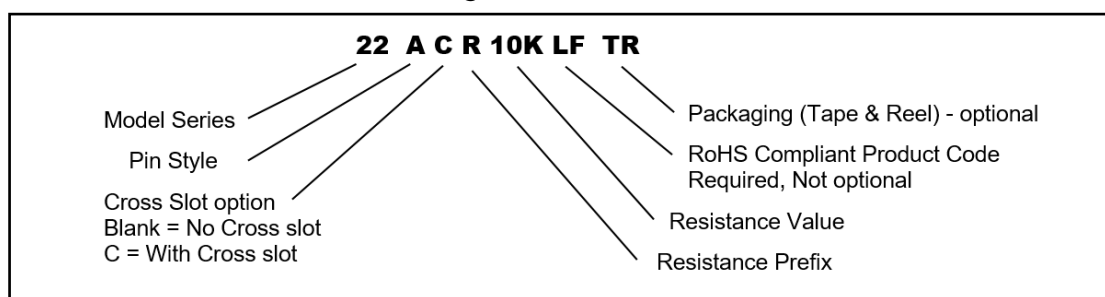
Model 22



Mechanical

Mechanical Stop	Solid
Mechanical Rotation	250° nominal
Stop Strength	1.3 in. oz Min (300 g-cm)
Torque	0.65 in. oz. Max. (150 g-cm)
Weight	0.002 oz. nominal (0.14 grams)
Wiper Position	Approximately 50% of Rt

Ordering Information



Packaging Information

Standard (no code): Boxes. Capacity = 100 units.

Option (TR code): Tape & Reel. All units oriented with #2 (slider) pin adjacent to sprocket holes.

	Pin Style	A	S
Tape	Width =	12 mm	16 mm
	Sprocket =	4 mm pitch	4 mm pitch
	Capacity =	1000 units	200 units
Reel	Diameter =	7" (178 mm)	10" (254 mm)

Circuit Diagram



Standard Resistance Values, Ohms

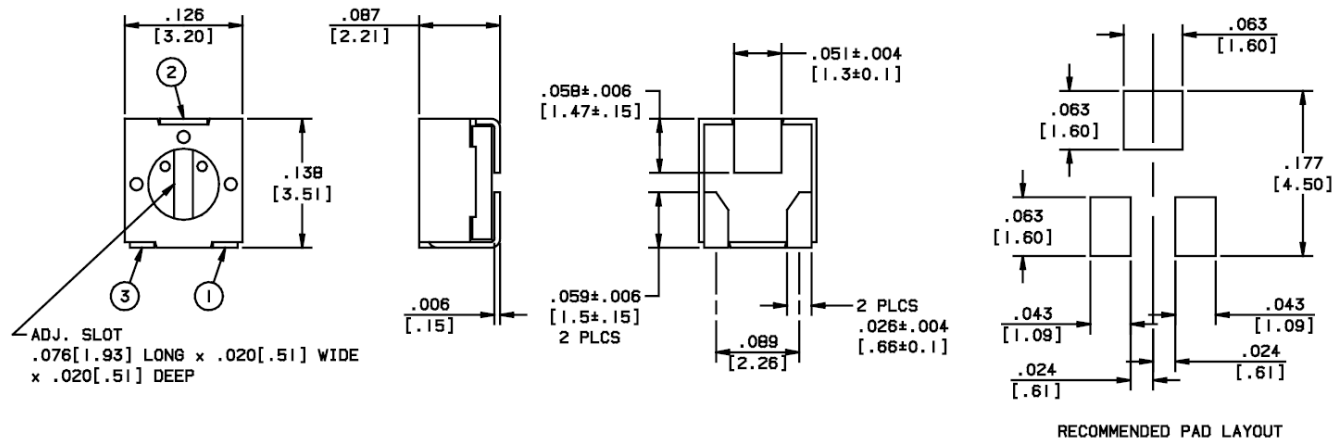
10	100	1K	10K	100K	1 Meg
20	200	2K	20K	200K	2 Meg
50	500	5K	50K	500K	

General Note

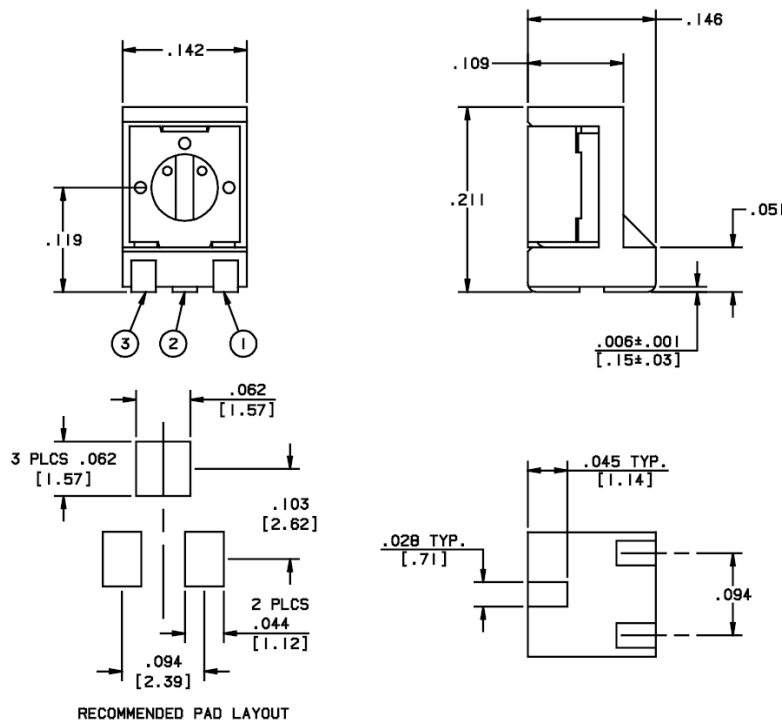
TT Electronics reserves the right to make changes in product specification without notice or liability. All information is subject to TT Electronics' own data and is considered accurate at time of going to print.

Outline Drawings

Model 22A— Top Adjust



Model 22S—Side Adjust



General Note
 TT Electronics reserves the right to make changes in product specification without notice or liability. All information is subject to TT Electronics' own data and is considered accurate at time of going to print.