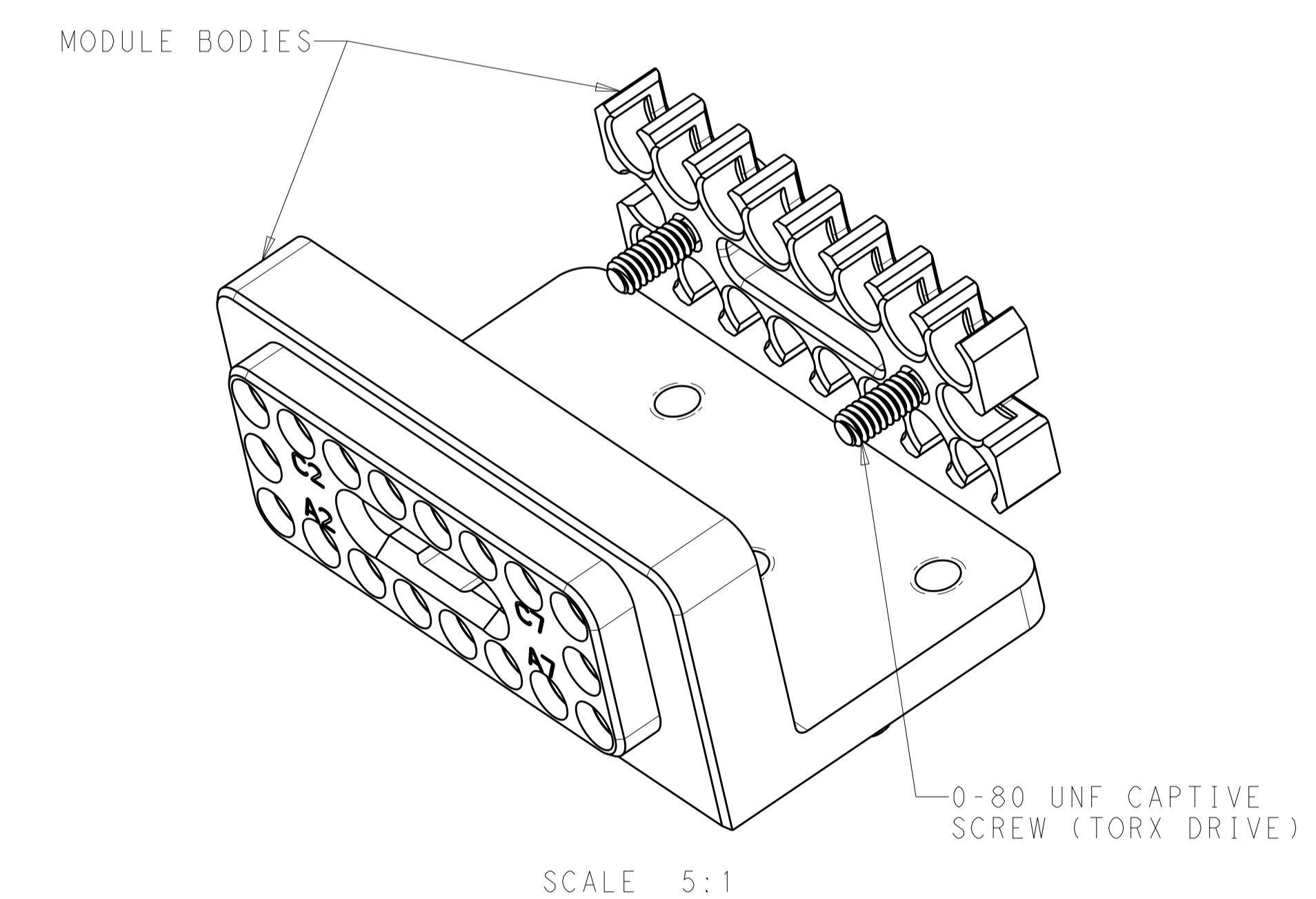
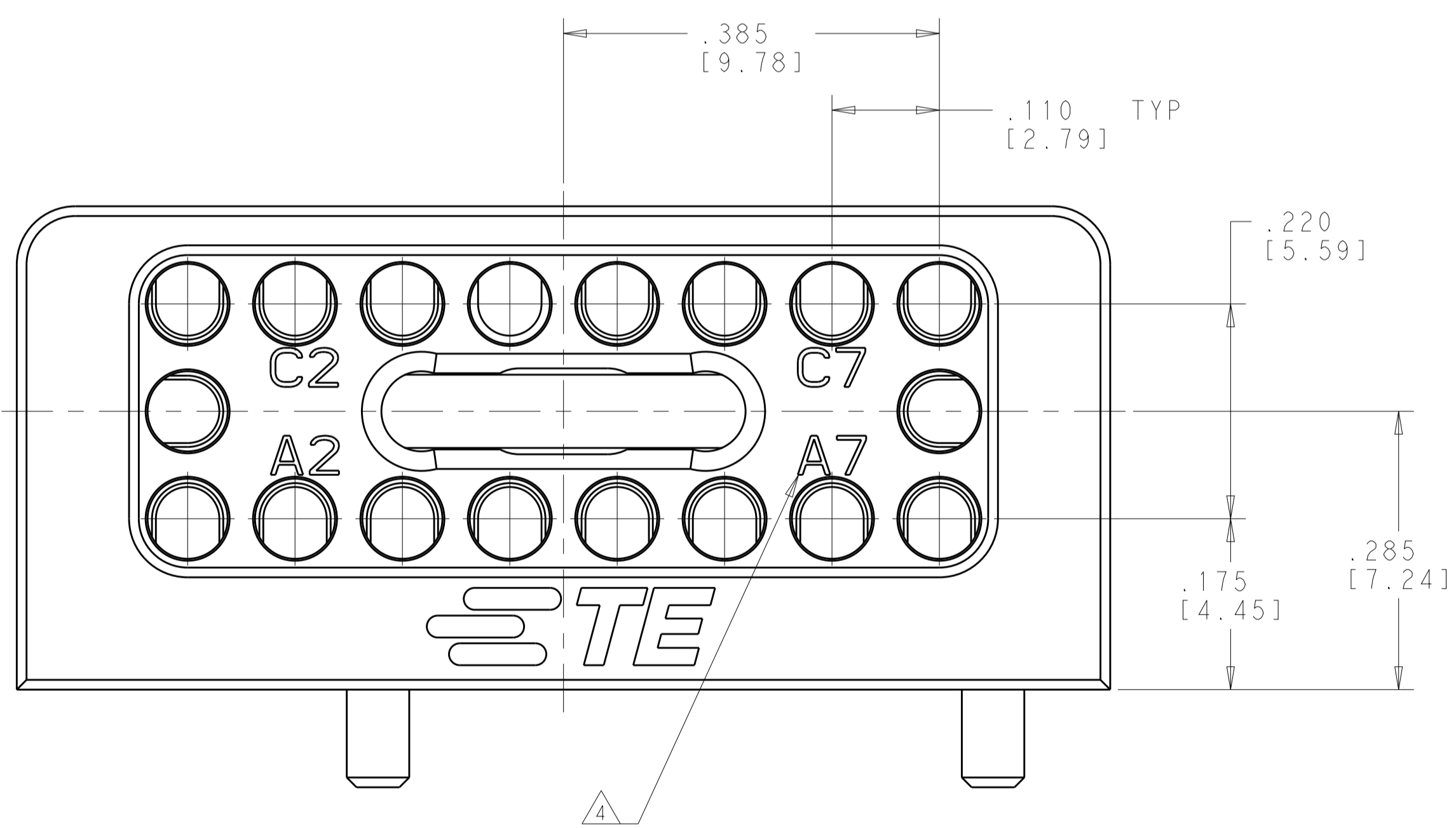
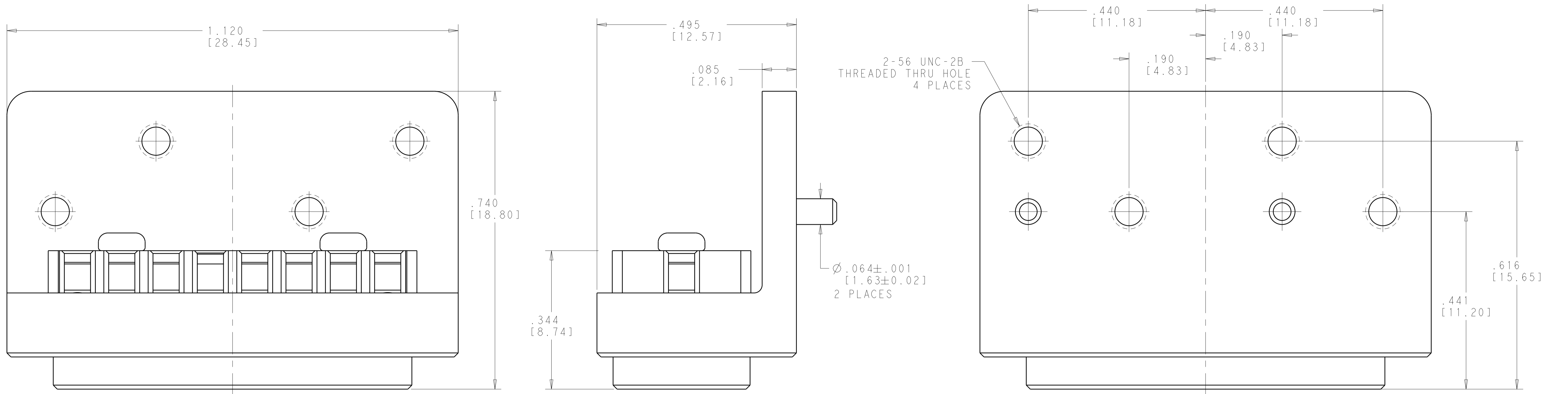


REVISIONS				
P.	LTR.	DESCRIPTION	DATE	APPROV.
B		REV PER ECO 19-004877	4-2-19	CT FB

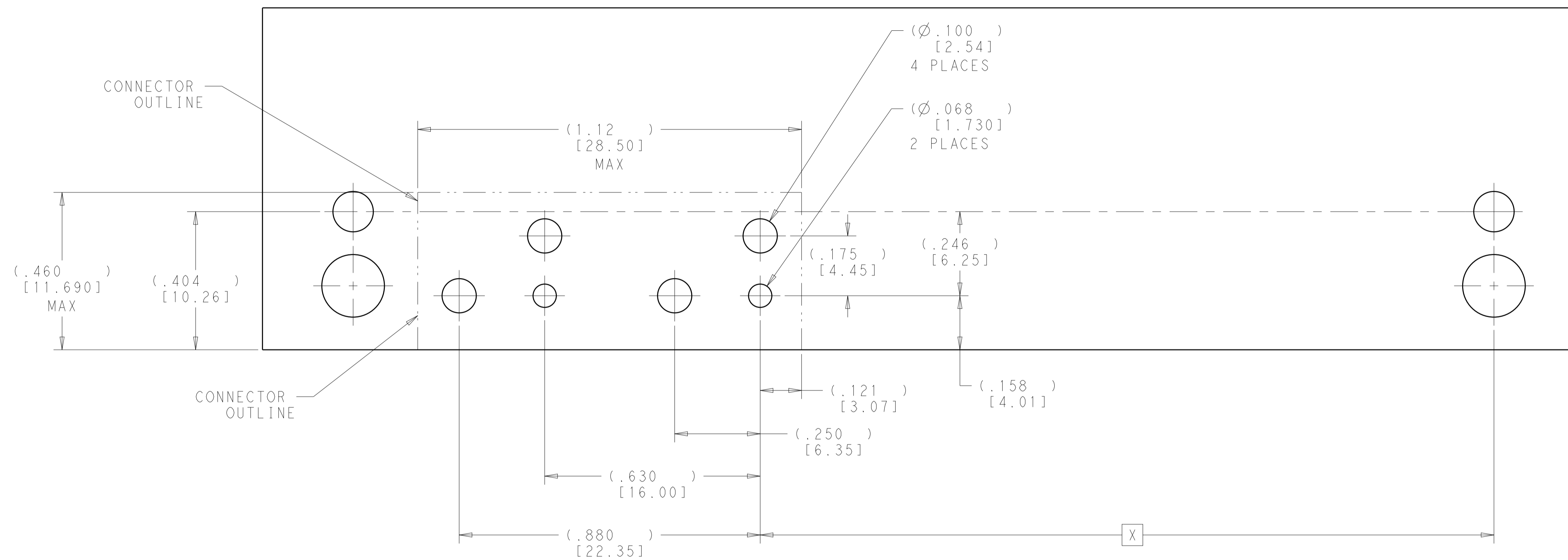


- 1 MATERIAL:
MODULE BODIES - SEE TABLE
SCREWS - 300 SERIES STAINLESS STEEL
- 2 FINISH:
MODULE BODIES - SEE TABLE
SCREWS - PASSIVATED
- 3. SHIPPED IN KIT FORM.
- 4 CIRCUIT IDENTIFICATION MARKING
- 5 P3 MODULE LOCATION CAN BE MOVED -.129[3.28] TO POSITION P3 = 3.702[94.03] TO ALLOW FOR USE OF A FULL MULTIGIG CONNECTOR IN P4. THE BACKPLANE MODULE POSITION MUST ALSO BE ADJUSTED ACCORDINGLY.

CLEAR CHROMATE CONVERSION COATING	ALUMINUM ALLOY 7075	2322335-2
PASSIVATED	STAINLESS STEEL PER UNS S30300	2322335-1
MODULE FINISH 2	MODULE MATERIAL 1	PART NUMBER

THIS DRAWING IS A CONTROLLED DOCUMENT.		DWN: R. MILLER 30JUN2017 CHK: D. WILSON 30JUN2017 APVD: K. DOWNHOWER 11APR2018	TE TE Connectivity
DIMENSIONS: INCHES/mm	TOLERANCES UNLESS OTHERWISE SPECIFIED: 0 PLC ± 1 PLC ± 2 PLC ± 3 PLC ±.005[0.13] 4 PLC ± ANGLES ±	NAME: 18 POSITION NanoRF MODULE, PCB MOUNT - DAUGHTERCARD VITA PRODUCT SPEC: 108-163006 APPLICATION SPEC: 408-163016	SIZE: A CAGE CODE: 00779 DRAWING NO: C=2322335
MATERIAL 1	FINISH 2	WEIGHT	RESTRICTED TO
CUSTOMER DRAWING		SCALE 8:1	SHEET 1 OF 2 REV B

REVISIONS				
P.	LTN.	DESCRIPTION	DATE	APVD.
-	-	SEE SHEET 1	-	-



DESIGNED FOR VITA 67.2 PCB LAYOUT
(VIEW FROM TOP SIDE)

P2	2.145[54.48]
\triangle P3	3.831[97.31]
P4	4.965[126.11]
P5	6.099[154.91]
P6	7.233[183.71]
POSITION	DIM "X"

THIS DRAWING IS A CONTROLLED DOCUMENT.		DWN R. MILLER 30 JUN 2017	 TE Connectivity
DIMENSIONS: INCHES/mm		CHK D. WILSON 30 JUN 2017	
	TOLERANCES UNLESS OTHERWISE SPECIFIED:	APVD K. DOWNHOWER 11 APR 2018	NAME 18 POSITION NanoRF MODULE, PCB MOUNT - DAUGHTERCARD VITA
	0 PLC ± 1 PLC ± 2 PLC ± 3 PLC ±.005(0.13) 4 PLC ± ANGLES ±	PRODUCT SPEC 108-163006 APPLICATION SPEC 408-163016	SIZE A 00779
MATERIAL	FINISH	WEIGHT	SCALE 4:1 SHEET 2 OF 2 REV B
CUSTOMER DRAWING		C=2322335	