



HDMI 2.0 CONNECTORS

MIL-DTL-38999 Series III Type Connectors



233-360 Panel mount couplers with accessory threads

N



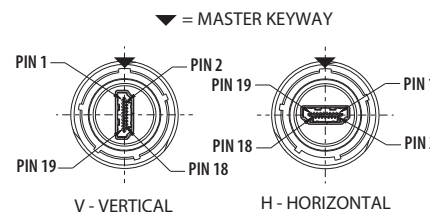
Part Number Development						
Sample Part Number	233-360	NF	00	-17	N	H
Basic Number	233-360					
Finish	See Material and Finish table					
Connector Style ¹	See Connector Style table					
Shell Size	17					
Alternate Key Position ¹	A, B, C, D, E, N = Normal per MIL-DTL-38999					
HDMI Orientation	H = Horizontal V = Vertical					
Shrink Boot	T = Part No. 770-028 (Omit for None)					

Material and Finish	
NF	Aluminum/Cadmium, Olive Drab
ME	Aluminum/Electroless Nickel
MT	Aluminum/Nickel PTFE
ZR	Aluminum/Black Zinc-Nickel
AB	Marine Bronze
XM	Composite/Electroless Nickel

Additional material / finish options available consult factory

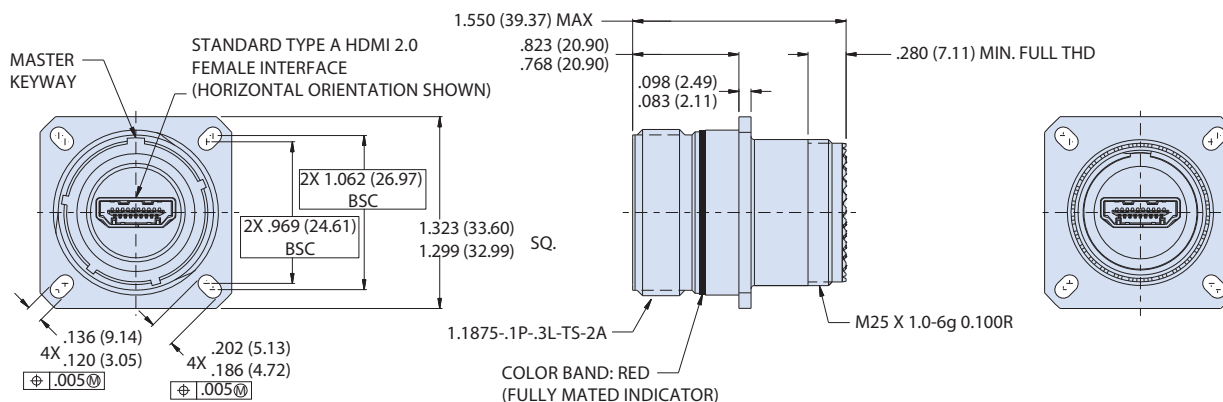
Connector Style	
00	Wall mount receptacle with slotted holes
D0	Wall mount receptacle with thru-holes
CM	Wall mount receptacle with metric clinch nuts
CS	Wall mount receptacle with standard clinch nuts
07	Rear panel mount, jam nut receptacle
05	Inline receptacle

HDMI 2 FEMALE ORIENTATION OPTIONS (PARTIAL FRONT VIEWS SHOWN)



All external dimensions, features, etc. compliant with D38999/20, /24, &/26. Consult factory for additional information.

00 - WALL MOUNT RECEPTACLE WITH SLOTTED THRU-HOLES



NOTES

- See Section A for alternate key/keyway positions and panel cutout dimensions
- Meets IP67 in unmated condition, IP68 mated
- HDMI Type A female port, front and back
- Front panel mount only
- Material and Finish
 - Shell, jam nut: see material finish table
 - Seals: silicone based elastomer
 - Hardware: stainless steel/passivated
- HDMI:
 - Housing: thermoplastic/NA
- Shell: copper alloy nickel plated
- Terminal: copper alloy/gold plated
- HDMI performance: design meets HDMI 2.0 protocol requirement including 18Gbps of bandwidth and supports 4K resolution and 60Hz



HDMI 2.0 CONNECTORS

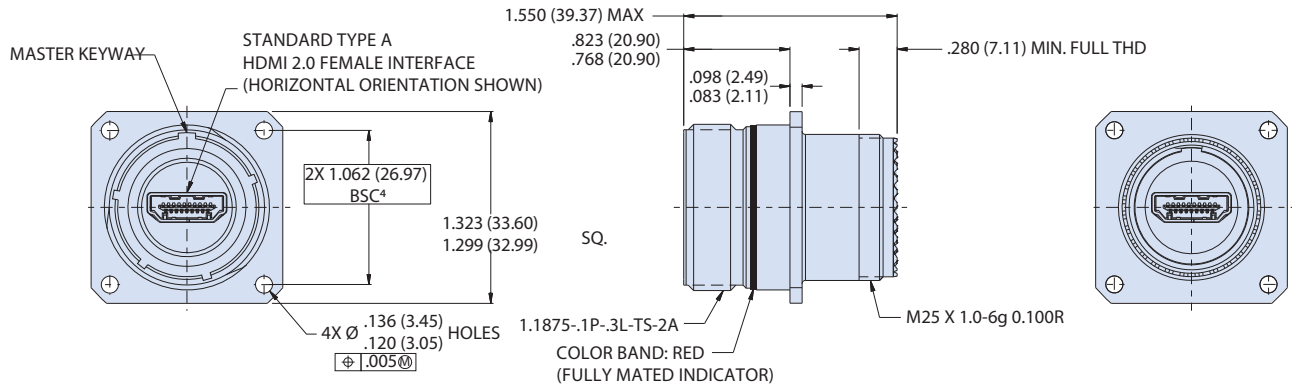
MIL-DTL-38999 Series III Type Connectors



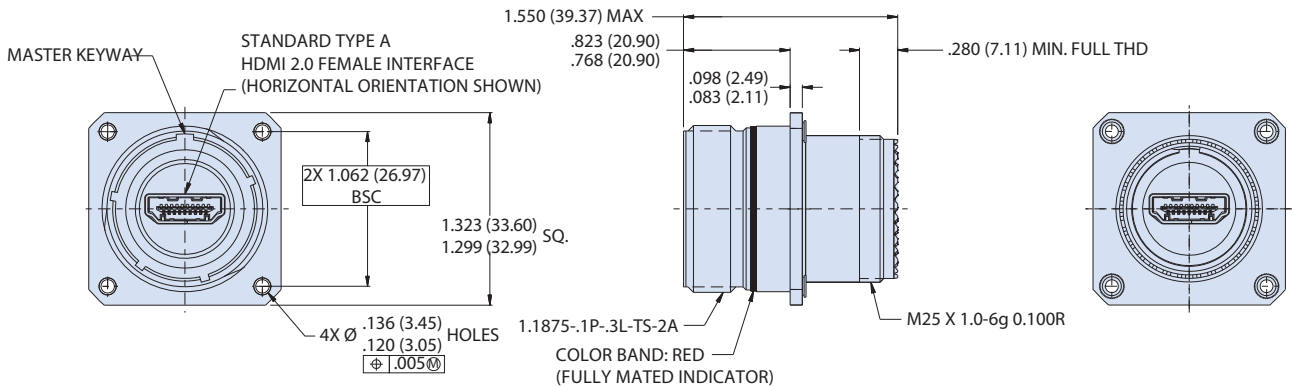
233-360 Panel mount couplers with accessory threads



DO - WALL MOUNT RECEPTACLE WITH ROUND THRU-HOLES



CM - WALL MOUNT RECEPTACLE WITH METRIC CLINCH NUTS



CS - WALL MOUNT RECEPTACLE WITH STANDARD CLINCH NUTS

