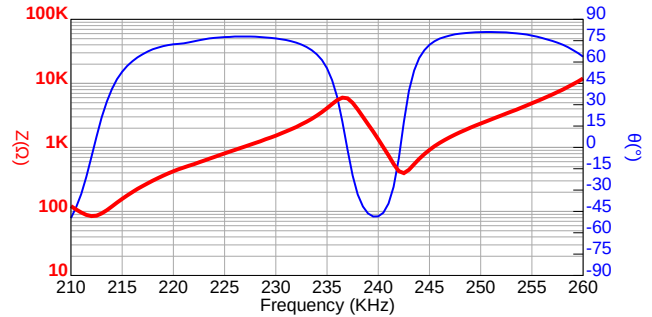




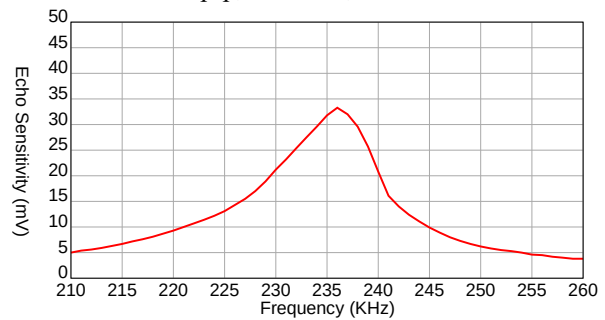
Impedance/Phase Angle vs. Frequency

Tested under 1Vrms Oscillation Level



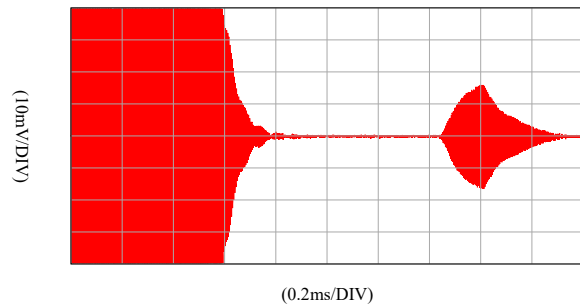
Echo Sensitivity vs. Frequency

Tested under 20Vp-p, 40 bursts, 25cm

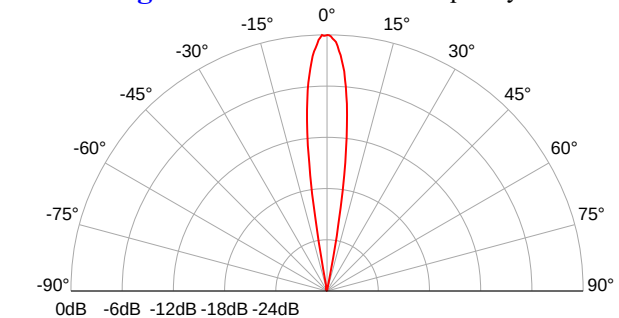


Echo Sensitivity/Ringing

Tested under 20Vp-p, 40 bursts, 25cm, 236KHz



Beam Angle: Tested at 235.0KHz Frequency



Specification

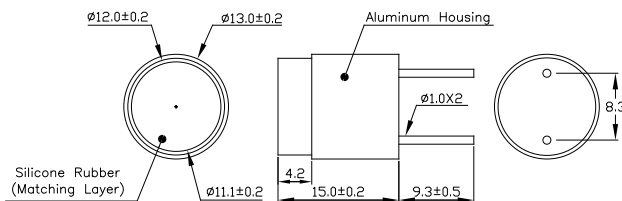
| | |
|---|-----------------|
| 235SR130 | Transceiver |
| Center Frequency | 235.0±10.0KHz |
| Bandwidth Echo Sensitivity-6dB | 10 KHz |
| Echo Sensitivity 0dB re 20Vp-p sine wave,40 bursts @ 25cm | -61 dB min. |
| Dead Zone 10bursts | 18 mVp-p min. |
| Capacitance at 1KHz ±20% | 15 cm |
| Max. Driving Voltage Pulse 10% duty cycle tone burst | 540 pF |
| Total Beam Angle -3dB | 80 Vp-p |
| -6dB | 7.5° typical |
| Matching Window | 10.5° typical |
| Operation Temperature | Silicone Rubber |
| Storage Temperature | -20°C to 70°C |
| | -30°C to 80°C |

All specification taken typical at 25°C
Closer frequency tolerance, shorter ringing and wider bandwidth models can be supplied upon request.

Model available:

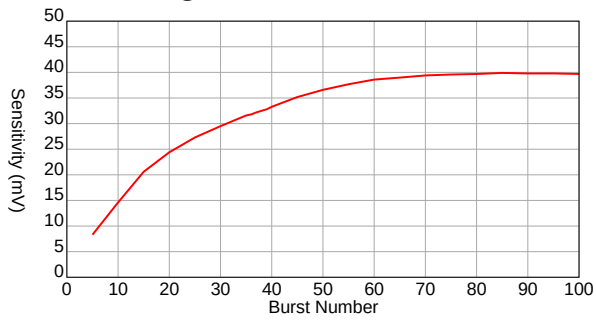
| | | |
|---|----------|------------------|
| 1 | 235AC013 | Aluminum Housing |
|---|----------|------------------|

Dimensions: dimensions are in mm



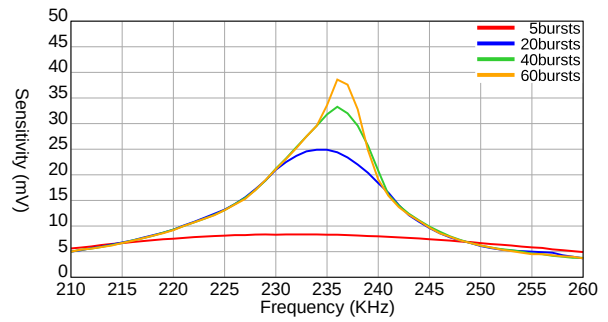
Sensitivity vs. Driving Burst Number

Driving voltage 20Vp-p sine wave, Reflection target distance: 25cm @236KHz



Bandwidth vs. Driving Burst Number

Driving voltage 20Vp-p sine wave, Reflection target distance: 25cm



S. Square Enterprise Company Limited
Pro-Wave Electronics Corporation

[Http://www.pro-wave.com.tw](http://www.pro-wave.com.tw) ; E-mail: sales@pro-wave.com.tw ; Tel: 886-2-22465101 ; Fax: 886-2-22465105