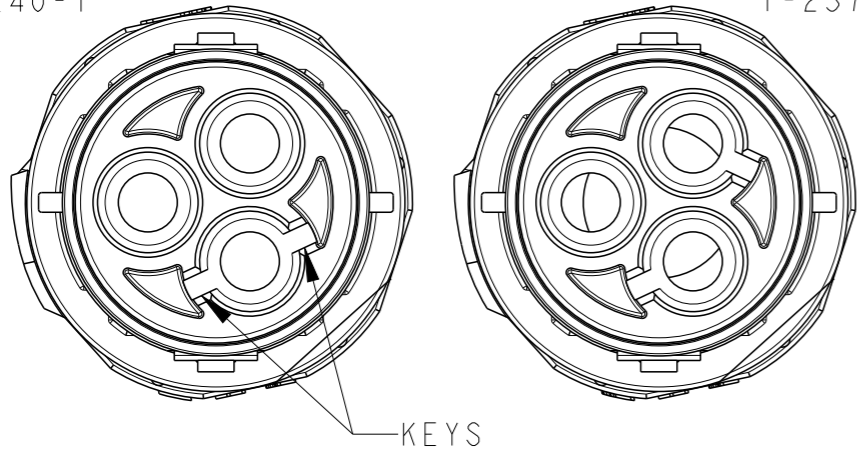


SCALE 1:1

PRODUCT UNDER TESTING
CONTACT PRODUCT ENGINEERING BEFORE USING THIS PRINT

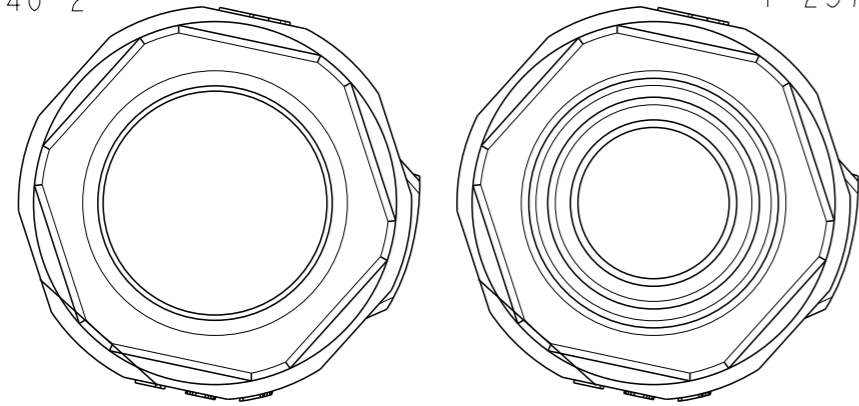
POLARIZING KEY A
2379240-1
1-2379240-1

POLARIZING KEY B
2379240-2
1-2379240-2



BACKSHELL FOR
2379240-1
2379240-2

BACKSHELL FOR
1-2379240-1
1-2379240-2



| REVISIONS | | | | | |
|-----------|-----|------------------------------|-----------|-----|------|
| P | LTR | DESCRIPTION | DATE | DWN | APVD |
| | 2 | INFORMATION ADDED TO SHEET 2 | 01OCT2020 | SM | MZ |
| | 3 | DRAFTING UPDATES | 29OCT2020 | SM | MZ |
| | A | PRODUCT UNDER TESTING | 24NOV2020 | SM | MZ |
| | AI | 18AWG WIRE SIZE ADDED | 27JAN2022 | DM | SM |

NOTES:

CONTACTS SUPPLIED SEPARATELY ON REELS, MUST PURCHASED ACCORDING TO WIRE SIZES. BELOW ARE THE CONTACT PART NUMBERS:

| CONTACT P/N | WIRE SIZE |
|-------------|--|
| 2359528-1 | 1.5mm ² TO 2.5mm ² 16AWG TO 14AWG |
| 2359528-2 | 4.0mm ² 12AWG |
| 2359528-3 | 18AWG |

- MATERIALS:
PLASTICS: PBT+PC ALLOY, UL-V0, UV-FI
CONTACTS: COPPER ALLOY, TIN PLATED
SCREWS : STAINLESS STEEL
- OPERATING RATINGS :
VOLTAGE (max): 600Vac Max
CURRENT (max): 25A ON 4.0mm² & 20A ON 12AWG
TEMPERATURE : -40°C TO 85°C
IP RATING : IP67 & IP68
- FOR ASSEMBLY INSTRUCTIONS, REFER APPLICATION SPECIFICATION 114-133123
- PACKAGING: MOQ 200 pcs IN PE BAG

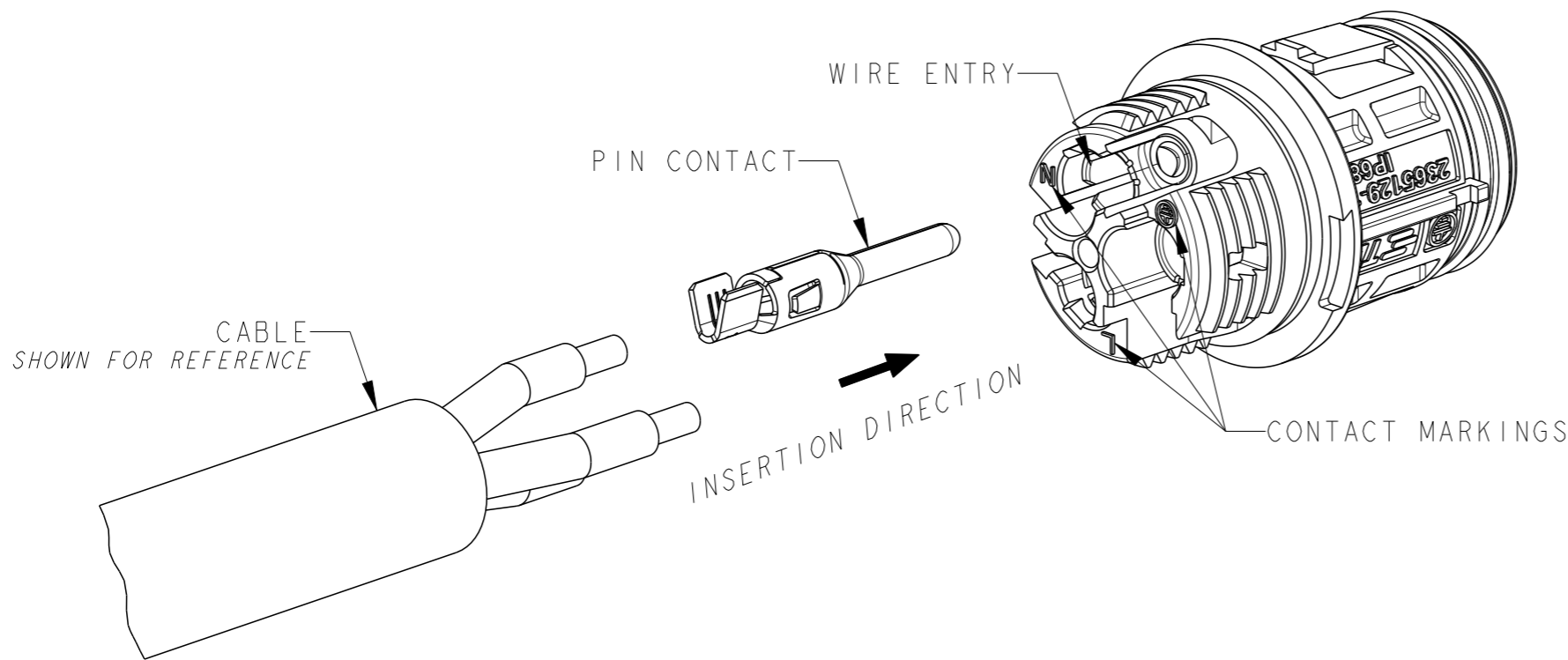
| 2363547-2 | 2365129-2 | KEY B | Ø7 - Ø10 | IN-LINE PIN CONNECTOR | 1-2379240-2 |
|---------------|------------------|----------------|-------------|-----------------------|-------------|
| | 2365129-1 | KEY A | | | 1-2379240-1 |
| 2363547-1 | 2365129-2 | KEY B | Ø10.5 - Ø15 | IN-LINE PIN CONNECTOR | 2379240-2 |
| | 2365129-1 | KEY A | | | 2379240-1 |
| BACKSHELL P/N | HOUSING ASSY P/N | POLARIZING KEY | CABLE RANGE | DESCRIPTION | PART NUMBER |

THIS DRAWING IS A CONTROLLED DOCUMENT.

| | | | | | | | | | |
|-------------------|---|---------------|-------------|--|--|------------|--------------------|-------------------------|--------------------|
| DIMENSIONS: mm | TOLERANCES UNLESS OTHERWISE SPECIFIED: 0 PLC ±0.2 1 PLC ±0.2 2 PLC ±0.1 3 PLC ± 4 PLC ± ANGLES ±° | MATERIAL - | FINISH - | DWN SUBHASH. M 28AUG2020 CHK M. ZUCCA 28AUG2020 APVD PETER OTT 24NOV2020 PRODUCT SPEC 108-133123 APPLICATION SPEC 114-133123 WEIGHT - | NAME NECTOR T, 3Pos, PIN CONNECTOR CRIMP TYPE | SIZE A3 | CAGE CODE 00779 | DRAWING NO C-2379240 | RESTRICTED TO - |
| CUSTOMER DRAWING | | | | SCALE 2:1 | SHEET 1 OF 2 | REV AI | | | |

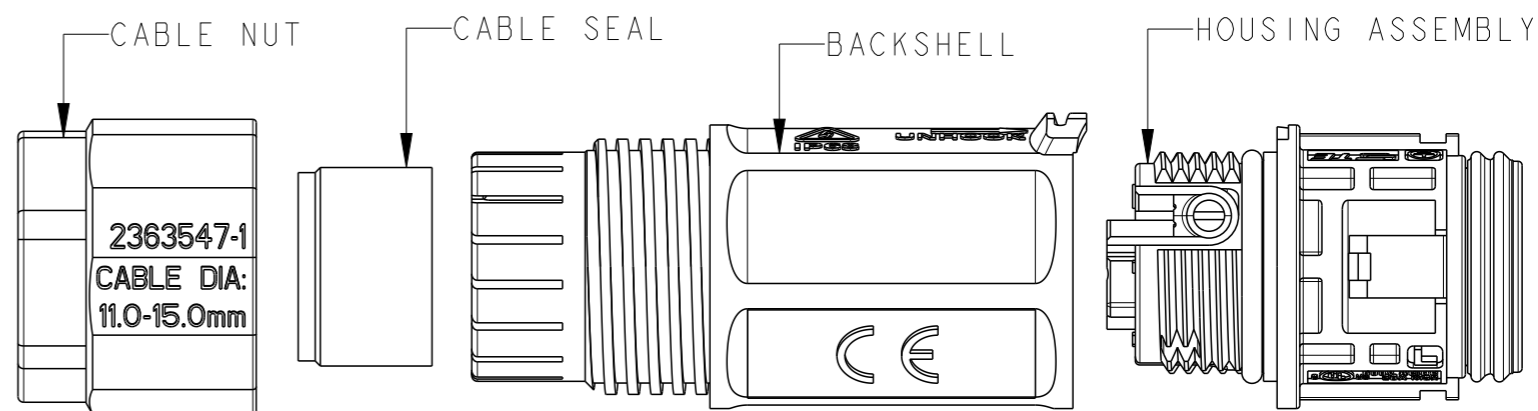


CRIMP TERMINATION
REFER 114-133123 FOR DETAILED INSTRUCTION
NOT TO SCALE



| REVISIONS | | | | | |
|-----------|-----|-------------|------|-----|------|
| P | LTR | DESCRIPTION | DATE | DWN | APVD |
| - | | SEE SHEET 1 | - | - | - |
| | | | | | |
| | | | | | |

EXPLODED COMPONENTS
NOT TO SCALE



| | | | | | | | | | | | | | | | | | |
|---|------|--------------------------------|---|-------------------------|--------------------|-------|------|-------|---|-------|---|--------|-----|----------------------------|------------|--|--|
| THIS DRAWING IS A CONTROLLED DOCUMENT. | | DWN SUBHASH. M 28AUG2020 | TE Connectivity | | | | | | | | | | | | | | |
| DIMENSIONS: mm | | CHK M. ZUCCA 28AUG2020 | | | | | | | | | | | | | | | |
| TOLERANCES UNLESS OTHERWISE SPECIFIED: | | APVD PETER OTT 24NOV2020 | NAME NECTOR T, 3Pos, PIN CONNECTOR CRIMP TYPE | | | | | | | | | | | | | | |
| <table border="1"> <tr><td>0 PLC</td><td>±0.2</td></tr> <tr><td>1 PLC</td><td>±0.2</td></tr> <tr><td>2 PLC</td><td>±0.1</td></tr> <tr><td>3 PLC</td><td>±</td></tr> <tr><td>4 PLC</td><td>±</td></tr> <tr><td>ANGLES</td><td>±1°</td></tr> </table> | | 0 PLC | ±0.2 | 1 PLC | ±0.2 | 2 PLC | ±0.1 | 3 PLC | ± | 4 PLC | ± | ANGLES | ±1° | PRODUCT SPEC 108-133123 | SIZE A3 | | |
| 0 PLC | ±0.2 | | | | | | | | | | | | | | | | |
| 1 PLC | ±0.2 | | | | | | | | | | | | | | | | |
| 2 PLC | ±0.1 | | | | | | | | | | | | | | | | |
| 3 PLC | ± | | | | | | | | | | | | | | | | |
| 4 PLC | ± | | | | | | | | | | | | | | | | |
| ANGLES | ±1° | | | | | | | | | | | | | | | | |
| MATERIAL - | | APPLICATION SPEC 114-133123 | CAGE CODE 00779 | DRAWING NO C-2379240 | RESTRICTED TO - | | | | | | | | | | | | |
| FINISH - | | WEIGHT - | SCALE 2:1 SHEET 2 OF 2 REV A1 | | | | | | | | | | | | | | |
| | | CUSTOMER DRAWING | | | | | | | | | | | | | | | |