

# Single Turn Trimmer

## Model 23



### Features:

- 4 mm square
- Sealed single turn
- Cermet
- Surface mount

## Electrical

Standard Resistance Range	100 Ohms to 2 Megohms
Standard Resistance Tolerance	±20%
Input Voltage	200 Vdc Max. or rms not to exceed power rating
Power Rating	0.25 Watts at 70°C derating to 0 at 125°C
End Resistance	1% or 3 Ohms Max., whichever is greater
Actual Electrical Travel	200° nominal
Dielectric Strength	500 Vrms
Insulation Resistance	100 Megohms Min.
Resolution	Essentially infinite
Contact Resistance Variation	2% or 3 Ohms Max., whichever is greater

## Environmental

Seal	85°C Fluorinert® (No Leaks)
Temperature Coefficient	±100 ppm/°C (<200 Ohms or >1Meg = ±250 ppm/°C)
Operating Temperature Range	-55°C to +125°C
Thermal Shock	Five cycles -55°C to +125°C (2% ΔRT, 2% ΔVR)
Moisture Resistance	Ten 24 hour cycles (3% ΔRT)
Shock	6 ms sawtooth, 100 G's (1% ΔRT, 1% ΔVR)
Vibration	20 G's, 10 to 2,000 Hz (1% ΔRT, 1% ΔVR)
High Temperature Exposure	250 hours at 125°C (2% ΔRT, 2% ΔVR)
Rotational Life	100 cycles (5% ΔRT)
Load Life	1,000 hours at 70°C & 0.25 Watts (3% ΔRT, 1% ΔVR)
Resistance to Solder Heat	260°C for 10 sec. (1% ΔRT)

## Mechanical

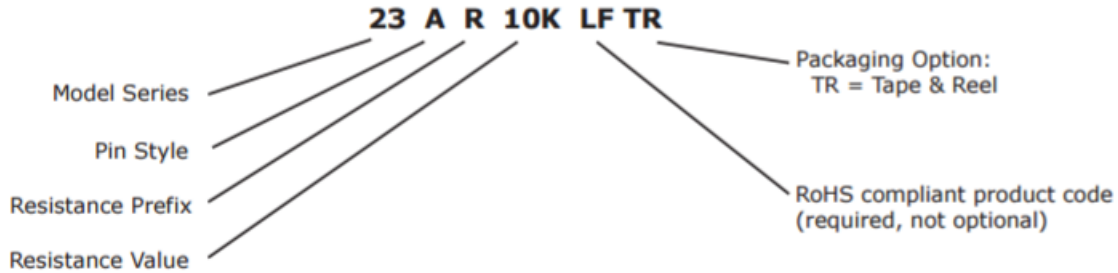
Mechanical Stops	Solid
Stop Strength	4 oz.-in. Min. (300 g-cm)
Torque	2 oz.-in. Max. (150 g-cm)
Weight	0.005 oz. nominal (0.14 grams)

General Note  
TT Electronics reserves the right to make changes in product specification without notice or liability. All information is subject to TT Electronics' own data and is considered accurate at time of going to print.

© TT electronics plc

TT Electronics | BI Technologies  
413 Rood RD, Suite 7  
Calexico, CA 92231  
Ph: + 1 (714) 447-2345  
www.ttelectronics.com/bi-technologies  
Issue B 04/2019 Page 1

### Ordering Information



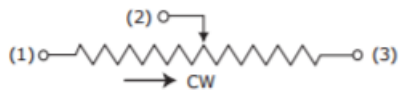
### Packaging Information

Standard (no code): Boxes. Capacity = 100 units.

Option (TR code): Tape & Reel. All units oriented with #2 (slider) pin adjacent to sprocket holes.

	Pin Style	A,B	S
Tape	Width =	12 mm	12 mm
	Sprocket =	4 mm pitch	4 mm pitch
	Capacity =	500 units	750 units
Reel	Diameter =	7" (178 mm)	10" (254 mm)

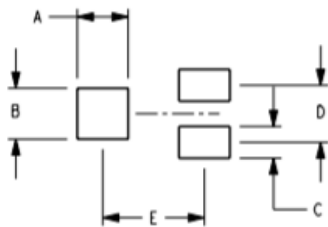
### Circuit Diagram



### Standard Resistance Values, Ohms

100	1K	10K	100K	1Meg
200	2K	20K	200K	2Meg
500	5K	50K	500K	

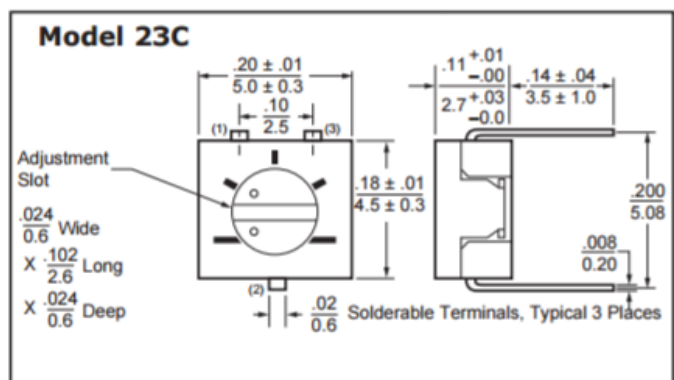
### RECOMMENDED PCB LAYOUT



#### Inch/mm

	23A	23B	23S
A	$\frac{.079}{2.00}$	$\frac{.051}{1.3}$	$\frac{.079}{2.0}$
B	$\frac{.079}{2.00}$	$\frac{.079}{2.0}$	$\frac{.079}{2.0}$
C	$\frac{.051}{1.3}$	$\frac{.051}{1.3}$	$\frac{.051}{1.3}$
D	$\frac{.091}{2.3}$	$\frac{.091}{2.3}$	$\frac{.10}{2.54}$
E	$\frac{.157}{4.00}$	$\frac{.217}{5.5}$	$\frac{.137}{3.48}$

### THROUGH HOLE



#### General Note

TT Electronics reserves the right to make changes in product specification without notice or liability. All information is subject to TT Electronics' own data and is considered accurate at time of going to print.