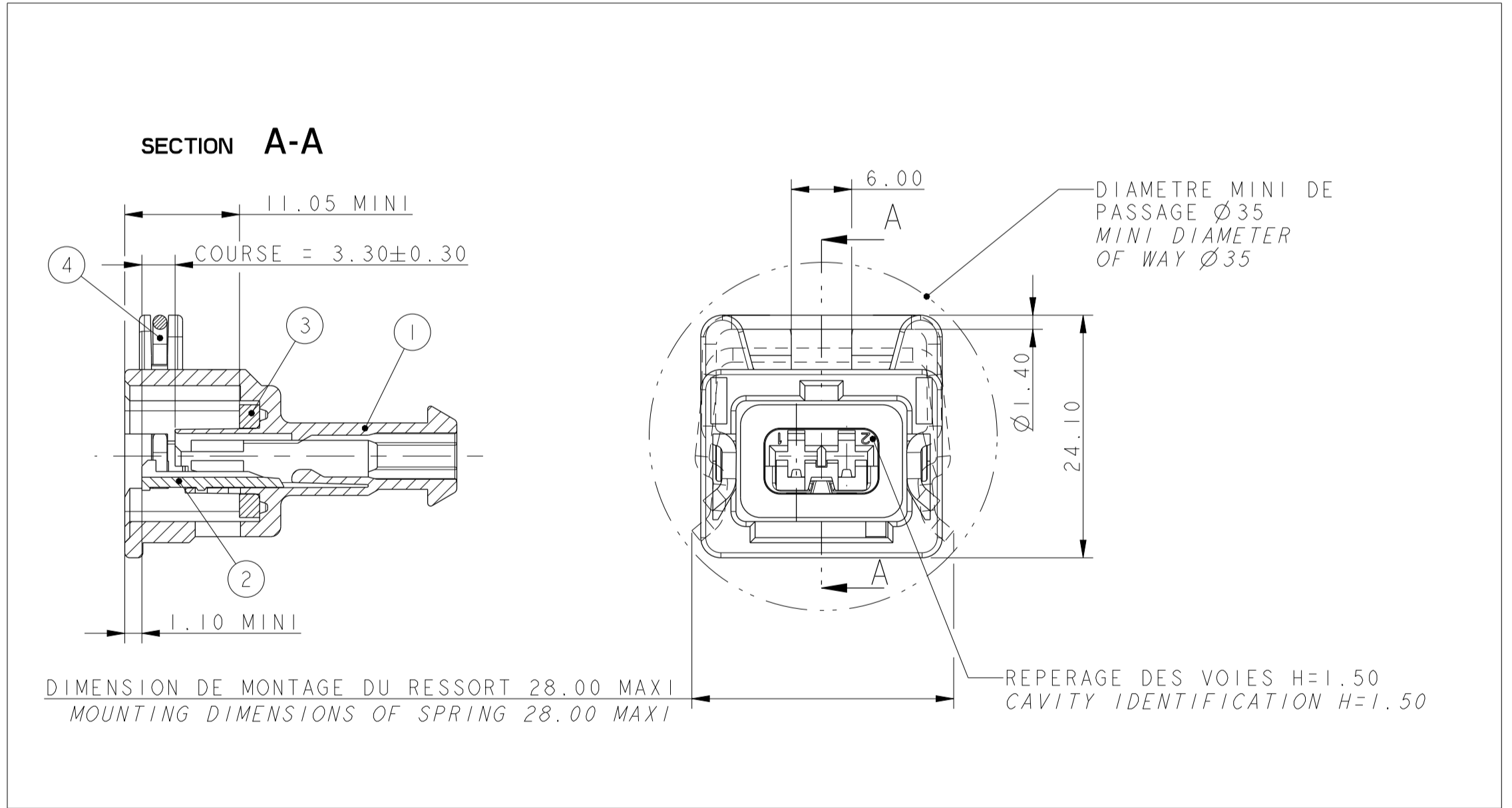
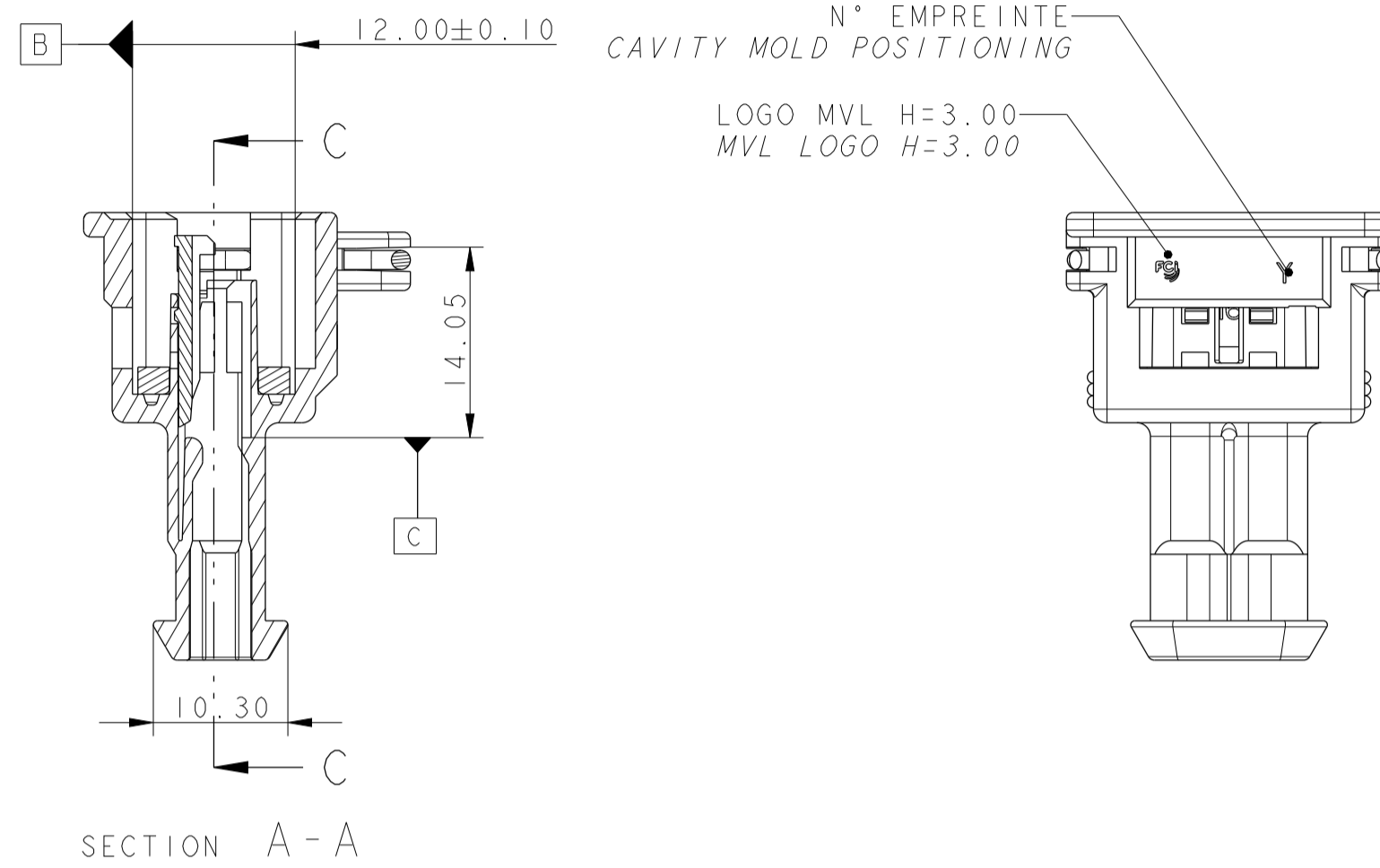
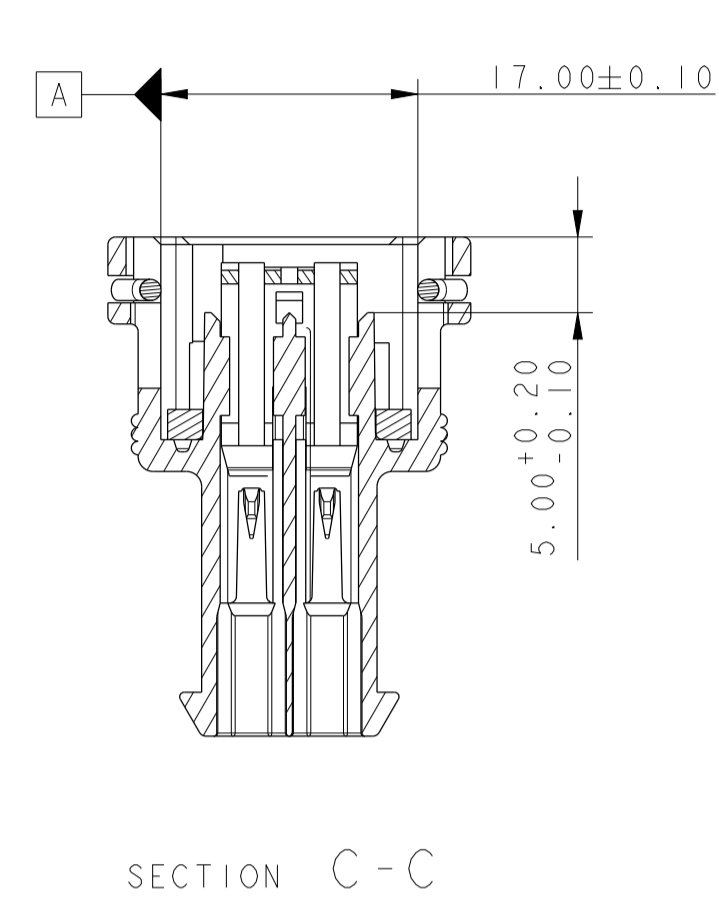
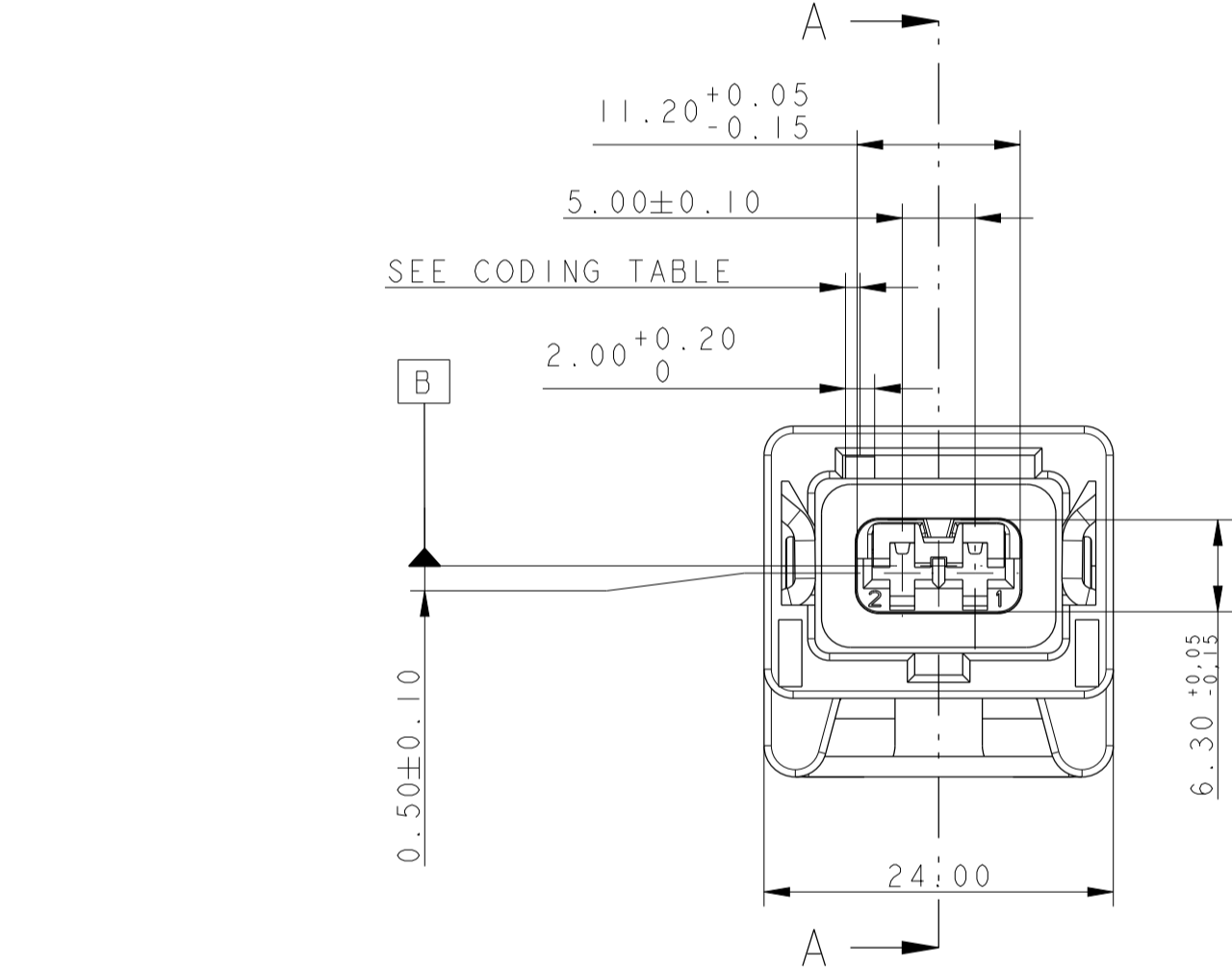
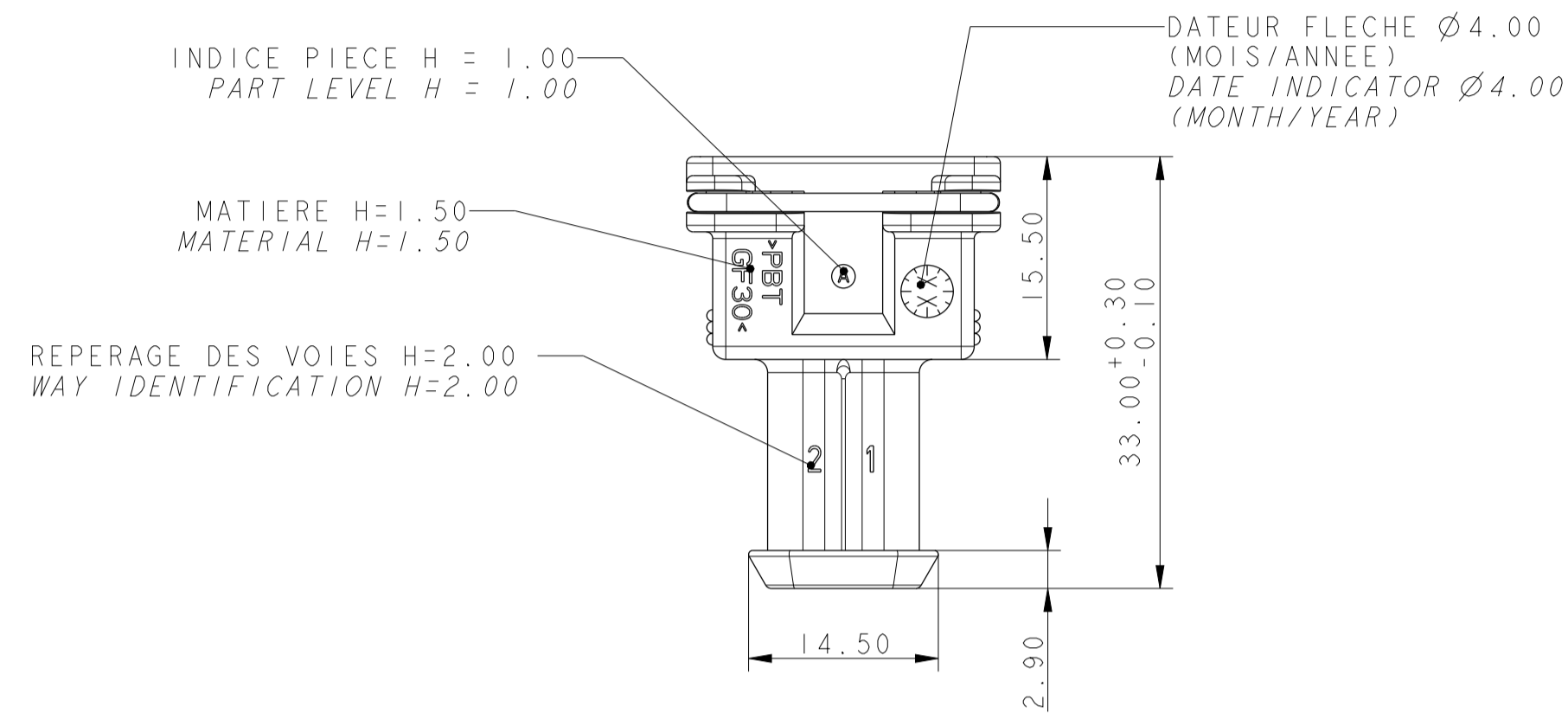
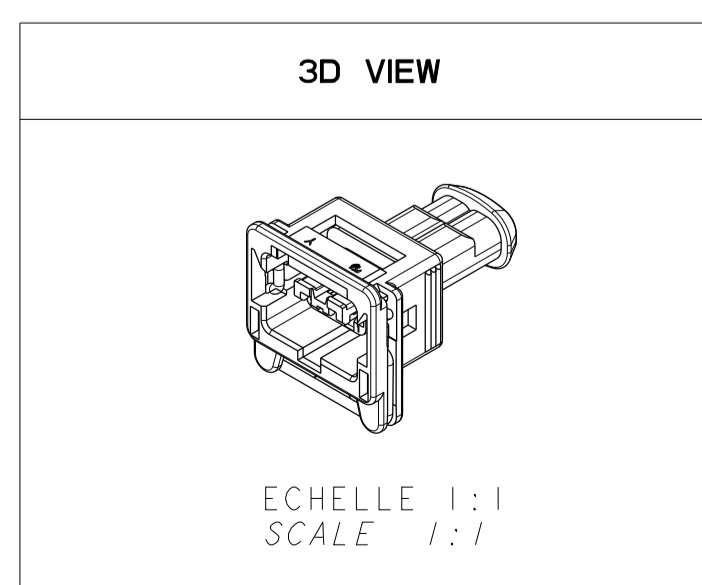


NOTA	SPECIFICATION
1	DOSSIER DE PRECONISATION N°PU 009 USER MANUAL N°PU 009
2	WIRE ISOLATIONS Ø WIRE INSULATION Ø MAXI = 3.00 MINI = 1.20
3	MASSE DU PRODUIT LIVRABLE : 6g DELIVERY CONNECTOR WEIGHT: 6g
4	CLIPS/LANGUETTES FORCE D'ACC. DES CONNECTEURS = 75N MAXI FEMALE/MALE CONNECTOR MATING FORCE = 75N MAXI
5	COMPATIBLE AVEC DESSIN INTERFACE : PSA 90 255 551 99 RSA 7710 000 935 COMPATIBLE WITH INTERFACE DRAWING : PSA 90 255 551 99 RSA 7710 000 935
6	CODEUR JAUNE REPRESENTE YELLOW CODING DRAWN



1	PORTE-CLIPS FEMALE HOUSING	240 1 9 001	PBT 30% FV	BLANC WHITE
		240 1 8 001		GRIS GREY
		240 1 6 001		BLEU BLUE
		240 1 5 001		VERT GREEN
		240 1 4 001		JAUNE YELLOW
		240 1 2 001		ROUGE RED
2	GRILLE GRID	240 M 7 001	PBT 0% FV	MARRON BROWN
		240 1 1 001		VIOLET PURPLE
3	JOINT PLAT FLAT SEAL	240 X 0003	SILICONE HARDNESS 40 Sh ±5	ROUGE RED
4	RESSORT SPRING	240 X 0005	Z 15 CN 18	-
REP.	DESIGNATION DESCRIPTION	REF. MVL MVL'S REF.	MATIERE MATERIAL	COULEUR COLOUR

								VUE F VIEW F TOLERANCE +0/-0.10
4.90	13.90	3.10	6.70	10.30	8.50	12.10		
MARRON BROWN	ROUGE RED	JAUNE YELLOW	VERT GREEN	BLEU BLUE	GRIS GREY	BLANC WHITE	COULEUR COLOUR	
240 PC 02 S 1 004	240 PC 02 S 2 004	240 PC 02 S 4 004	240 PC 02 S 5 004	240 PC 02 S 6 004	240 PC 02 S 8 004	240 PC 02 S 9 004	N° D'ORIGINE LEGACY PART	
10775243	33500329	33500330	33500331	33500332	33500333	33500334	REF. DELPHI DELPHI REF.	



14-09644	A 8-16 DELPHI P/N ADDED REDRAWN IN PDS, RE-WORKED TO NEW STANDARDS	DELPHI	DELPHI PACKARD ELECTRICAL/ELECTRONIC ARCHITECTURE EPFONEN, FRANCE	CAO SYSTEM
ECN-NO. NUMBER ECN	POSITION	CHANGE DESCRIPTION	MODIFICATION	
PROJECT SPEC. SPECIF. PRODUIT	PACKAGING SPEC. SPECIF. EMBALLAGE	APPLICATION SPEC. SPECIF. APPLICATION	COPYRIGHT DELPHI CORPORATION AND/OR ITS AFFILIATES. ALL RIGHTS RESERVED. REVISED THIS DRAWING IS THE PROPERTY OF DELPHI CORPORATION AND CONTAINS DELPHI CONFIDENTIAL INFORMATION. THE REPRODUCTION, DISTRIBUTION AND REALIZATION OF THIS DOCUMENT BY ANY MEANS OR BY ANY MEANS WITHOUT THE WRITTEN PERMISSION OF DELPHI CORPORATION IS PROHIBITED. DE TOUT CONTENU A AUTRE, SANS AUTORISATION ECRITE, EST INTERDIT.	
TOLERANCES TOLERANCES	±0.2; ±2"	MATERIAL: SEE TABLE	ETAT DE SURFACE	
CONTRIBUTOR: COMTE PARTIE #		COLOR: SEE TABLE		
DO NOT MEASURE DRAWING NE PAS MESURER LE COTE		TOOL NO. CODE M.C.	ECO EX: C64 FE	ISO PROJECTION PROJECTION ISO
DATE	NAME	TITLE	DESIGNATION	REF. PLAN
2014/03/05	MMW	28 DCS 2W FEMALE CONNECTOR		240FT0035
CREATED BY: COLLEFAN	DATE: 2014/03/05	PROJECT: 28 DCS 2W FEMALE CONNECTOR	STATE: 02	APPROVAL LEVEL: 1
MODIFIED BY: MULLER	DATE: 2014/03/05	PROJECT: 28 DCS 2W FEMALE CONNECTOR	STATE: 02	APPROVAL LEVEL: 1
DESIGNED BY: JERRY	DATE: 2014/03/05	PROJECT: 28 DCS 2W FEMALE CONNECTOR	STATE: 02	APPROVAL LEVEL: 1
APPROVED BY: APPR	DATE: 2014/03/05	PROJECT: 28 DCS 2W FEMALE CONNECTOR	STATE: 02	APPROVAL LEVEL: 1
FILE NAME: 240FT0035	NO MODIFICATION ALLOWED OUTSIDE PAS DE MODIFICATION EN REVISION			