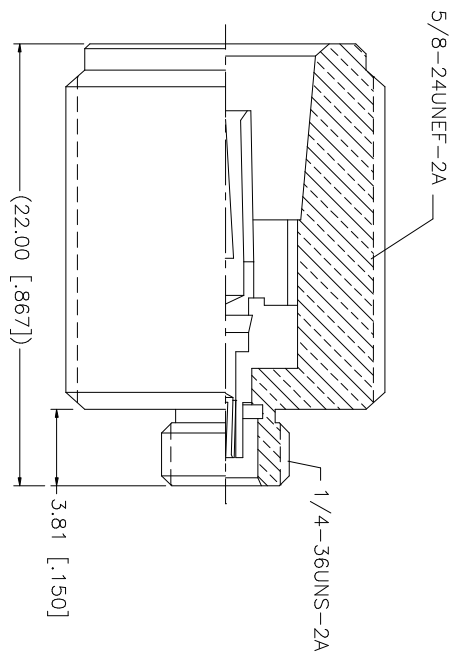
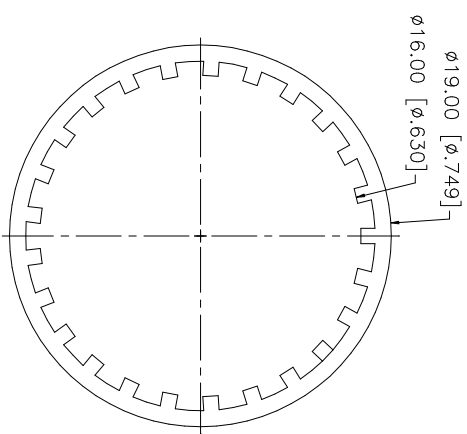
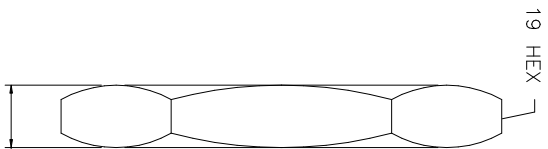


REV.	DATE	DESCRIPTION
NC	12/18/02	INITIAL RELEASE



NOTES:

1. MAX. PANEL THICKNESS = 2.6mm

QTY	FINISH	MATERIAL	DESCRIPTION
1	NICKEL	BRASS	LOCK RING
1	NICKEL	BRASS	HEX NUT
1	NICKEL	BRASS	LOCK WASHER
1	NATURAL	TEFLON	INSULATOR
1	GOLD	BER. COPPER	CONTACT PIN
1	GOLD	BRASS	HOUSING/BODY
			DESCRIPTION

APPROVALS	DATE
DRAWN G.R.S.	09/22/02
CHECKED	
ISSUED	

UNLESS OTHERWISE SPECIFIED DIMENSIONS ARE IN INCHES AND FOR CUSTOMER REFERENCE ONLY.
UNLESS OTHERWISE SPECIFIED TOLERANCES FOR MILLIMETERS ARE: 0.5 - 8mm ± 0.20mm 8 - 30mm ± 0.40mm 30 - 120mm ± 0.50mm
UNLESS OTHERWISE SPECIFIED TOLERANCES FOR INCHES ARE: .020 - .315 = ± 0.007" .315 - 1.180 = ± 0.015" 1.180 - 4.724 = ± 0.020"
DO NOT SCALE DRAWING

CAD FILE	C:/242/242191.DWG
SHEET	1 OF 1

DWG. NO.	242191.DWG
REV.	NC
SIZE	A
SCALE	NA

Amphenol Connex

PART DESCRIPTION
N JACK TO MCX JACK MODIFIED ADAPTER

PART NO. **242191**