

"High Frequency Ceramic Solutions"

2.45 GHz wide band, small form factor SMD chip antenna

P/N 2450AT43F0100

Detail Specification: 4/22/2016

Page 1 of 5

General Specifications

Part Number	2450AT43F0100	Reel Quantity	2,000 pcs
Operating Frequency (MHz)	2400 - 2500 Mhz	Operating Temperature	-40 to +85°C
Peak Gain (XZ-total)	2.1 dBi typ.	Recommended Storage Conditions	+5 ~ +35 °C, Humidity 45~75%RH 12 months
Average Gain (XZ-total)	1.0 dBi typ.		
Impedance	50 Ω	Power Capacity	2W max. (CW)

Part Number Explanation

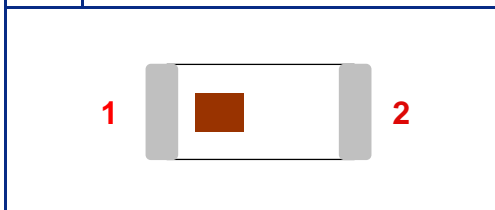
P/N Suffix	Packing Style	Bulk	Suffix = S	eg. 2450AT43F0100S
		T & R	Suffix = E	eg. 2450AT43F0100E
		100% Tin	Suffix = E or S	eg. 2450AT43F0100 (E or S)
	Evaluation Board	Bulk	2450AT43F0100-EB1SMA (with female SMA connector)	

Mechanical Dimensions

	In	mm
L	0.236 ± 0.008	6.00 ± 0.20
W	0.079 ± 0.008	2.00 ± 0.20
T	0.047 0.2 +.004 / -.008	1.20 + 0.1 / -0.2
a	0.020 ± 0.012	0.50 ± 0.30

Terminal Configuration

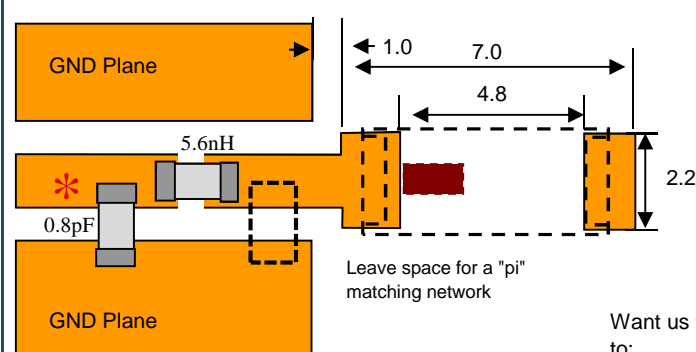
No.	Function
1	Feeding Point
2	NC



Mounting Considerations

Mount these devices with brown mark facing up. Units: mm

*Line width should be designed to provide 50 Ω impedance matching characteristics.



It is recommended that the designer leave available slots for a "pi" (or shunt-series-shunt) network. The antenna matching network values above are used when antenna is mounted on Johanson's evaluation board. The matching values on client's PCB will be different. Go to: www.johansontechnology.com/tuning.html and see how to obtain the new values.

Want us to do the tuning and characterization for you? Go to:

www.johansontechnology.com/ipc-antenna-services

Want the layout file of the above? Send us a message at: www.johansontechnology.com/ask-a-question

"High Frequency Ceramic Solutions"

2.45 GHz wide band, small form factor SMD chip antenna

P/N 2450AT43F0100

Detail Specification: 4/22/2016

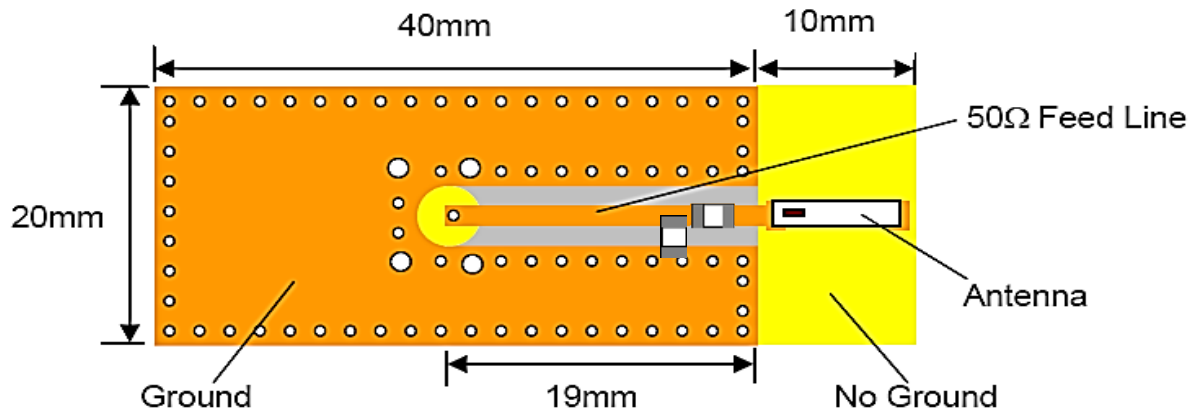
Page 2 of 5

Mounting Considerations

Mount these devices with brown mark facing up. Units: mm

*Line width should be designed to provide 50 Ω impedance matching characteristics.

With Matching Circuit



Want the layout file of the above? Send us a message at:
www.johansontechnology.com/ask-a-question


To order the EVB above for preliminary testing free (pre-tuned 50 Ω EVB with a female SMA connector) Click here:

www.johansontechnology.com/request-a-sample

Reference p/n: 2450AT43F0100-EB1SMA

We offer 2 free layout reviews as well as antenna tuning and characterization services (lab fee may apply). Go to:

www.johansontechnology.com/ipc-antenna-services



Johanson Technology, Inc. reserves the right to make design changes without notice. Please confirm the specifications and delivery conditions when placing your order. All sales are subject to Johanson Technology, Inc. terms and conditions.



Ver 2.0

www.johansontechnology.com

4001 Calle Tecate • Camarillo, CA 93012 • TEL 805.389.1166 FAX 805.389.1821

2014 Johanson Technology, Inc. All Rights Reserved

"High Frequency Ceramic Solutions"

2.45 GHz wide band, small form factor SMD chip antenna

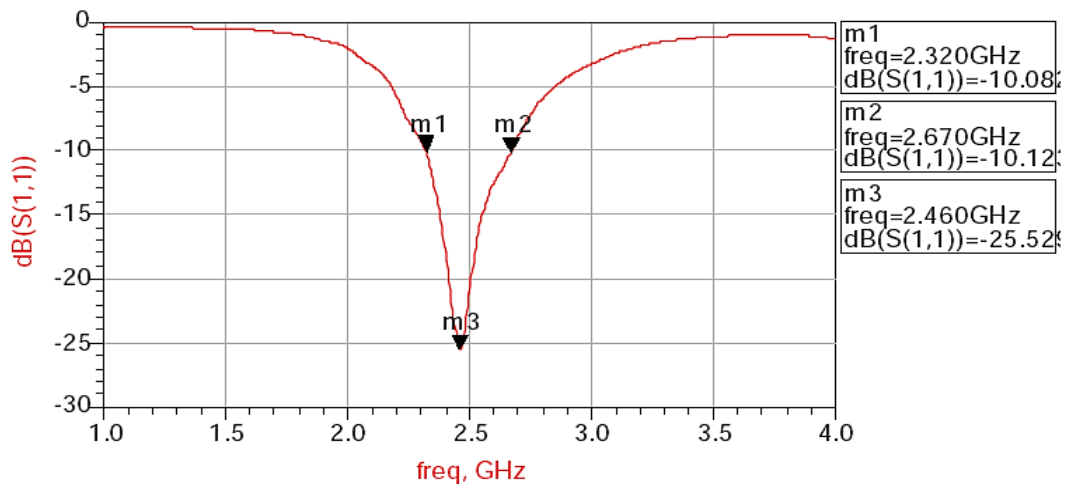
P/N 2450AT43F0100

Detail Specification: 4/22/2016

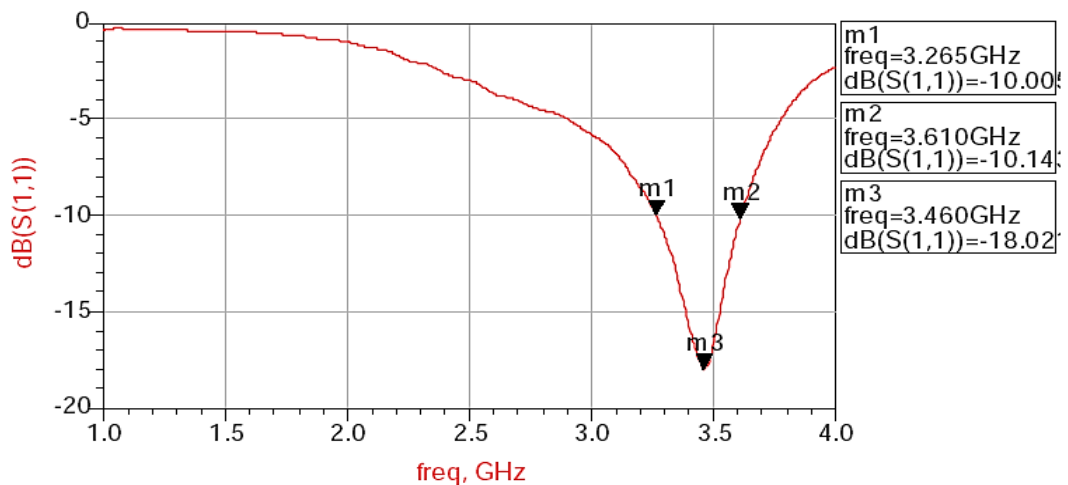
Page 3 of 5

Mounting Considerations

(a) With Matching Circuits



(b) Without Matching Circuits



Johanson Technology, Inc. reserves the right to make design changes without notice. Please confirm the specifications and delivery conditions when placing your order. All sales are subject to Johanson Technology, Inc. terms and conditions.



Ver 2.0

www.johansontechnology.com

4001 Calle Tecate • Camarillo, CA 93012 • TEL 805.389.1166 FAX 805.389.1821

2014 Johanson Technology, Inc. All Rights Reserved

"High Frequency Ceramic Solutions"

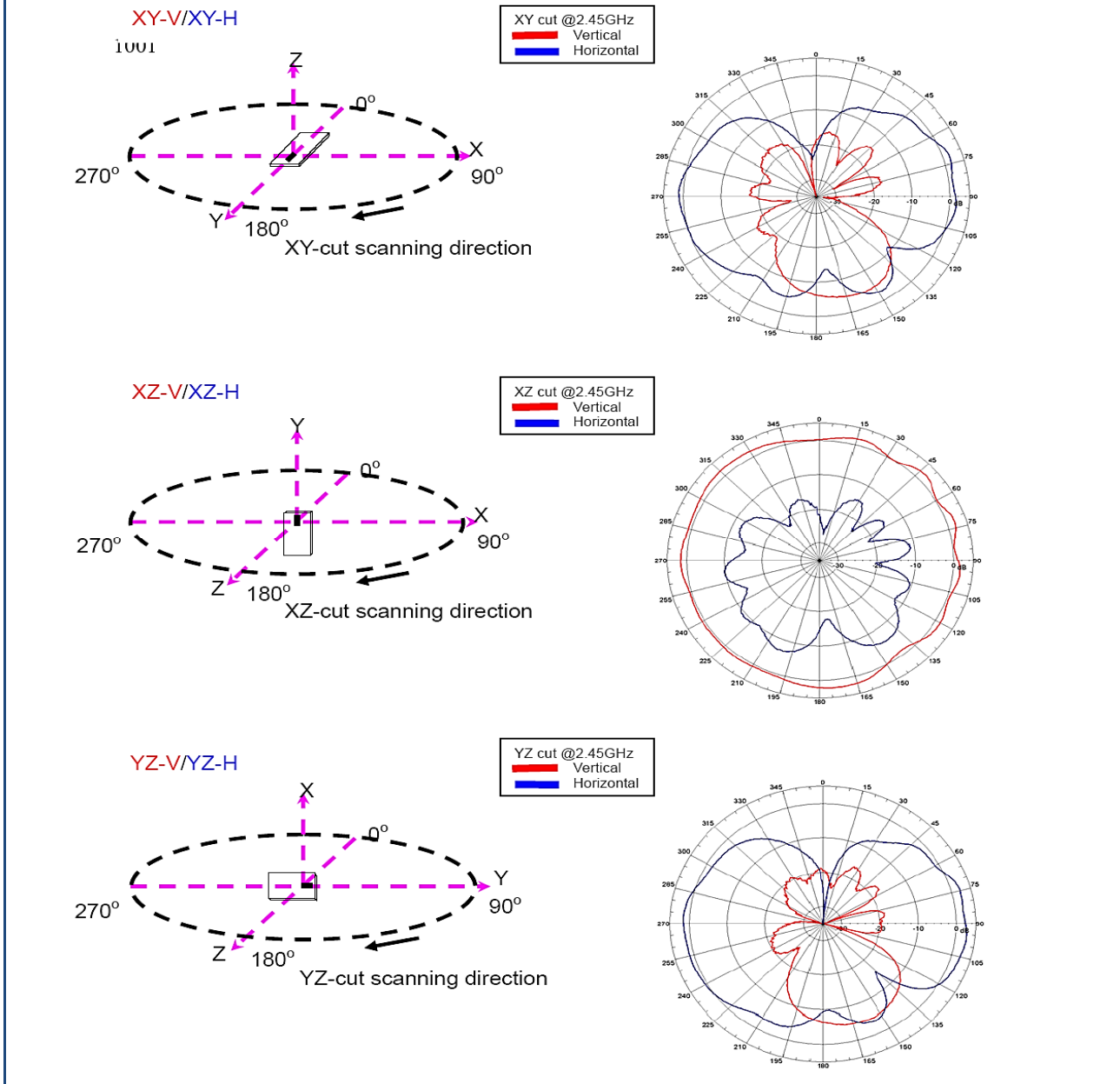
2.45 GHz wide band, small form factor SMD chip antenna

P/N 2450AT43F0100

Detail Specification: 4/22/2016

Page 4 of 5

Typical Electrical Characteristics (T=25°C)



Johanson Technology, Inc. reserves the right to make design changes without notice. Please confirm the specifications and delivery conditions when placing your order. All sales are subject to Johanson Technology, Inc. terms and conditions.



Ver 2.0

www.johansontechnology.com

4001 Calle Tecate • Camarillo, CA 93012 • TEL 805.389.1166 FAX 805.389.1821

2014 Johanson Technology, Inc. All Rights Reserved