

# High Frequency Ceramic Solutions

**2.45 GHz Balun/Match optimized for TI Chipsets CC2430/1 and 2480 P/N 2450BM15A0001**

Detail Specification: 7/7/2010

Page 1 of 4

## General Specifications

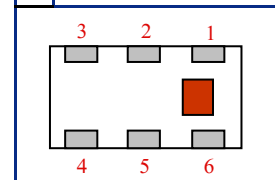
Part Number	2450BM15A0001
Frequency (MHz)	2400 - 2500
Unbalanced Impedance	50 $\Omega$
Differential Balanced Impedance	Conj. Match to T.I. Chipsets CC2430 and CC2480
Insertion Loss	1.0 dB max.
Return Loss	10.0 dB min.

Phase Difference	180° $\pm$ 15
Amplitude Difference	1.5 dB max.
Operating Temperature	-40 to +85°C
Reel Quantity	4,000

P/N	Packaging Style	Bulk	Suffix = S	Eg. 2450BM15A0001S
		T & R	Suffix = E	Eg. 2450BM15A0001E
Suffix	Termination Style	100% Tin	Suffix = None	Eg. 2450BM15A0001(E or S)
		Tin / Lead	Please consult Factory	

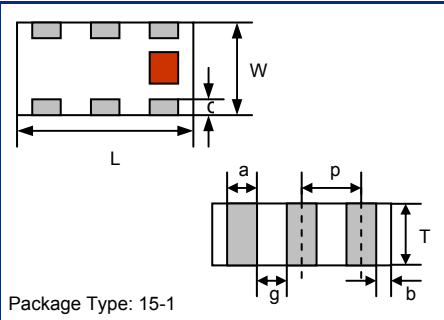
## Terminal Configuration

No.	Function
1	Unbalanced Port*
2	GND
3	GND
4	Balanced Port
5	DC Feed
6	Balanced Port



## Mechanical Dimensions

	In	mm
L	0.079 $\pm$ 0.004	2.00 $\pm$ 0.10
W	0.049 $\pm$ 0.004	1.25 $\pm$ 0.10
T	0.028 $\pm$ 0.004	0.70 $\pm$ 0.10
a	0.012 $\pm$ 0.004	0.30 $\pm$ 0.10
b	0.008 $\pm$ 0.004	0.20 $\pm$ 0.10
c	0.012 +.004/-0.008	0.30 +0.1/-0.20
g	0.014 $\pm$ 0.004	0.35 $\pm$ 0.10
p	0.026 $\pm$ 0.002	0.65 $\pm$ 0.05



\* DC blocking capacitor may be required

Johanson Technology, Inc. reserves the right to make design changes without notice.  
All sales are subject to Johanson Technology, Inc. terms and conditions.



[www.johansontechnology.com](http://www.johansontechnology.com)

4001 Calle Tecate • Camarillo, CA 93012 • TEL 805.389.1166 FAX 805.389.1821

2010 Johanson Technology, Inc. All Rights Reserved

# High Frequency Ceramic Solutions

2.45 GHz Balun/Match optimized for TI Chipsets CC2430/1 and 2480 P/N 2450BM15A0001

Detail Specification: 7/7/2010

Page 2 of 4


## Mounting Considerations

Mounting layout for reference only.

Mount device with colored mark facing up.

For detailed dimensions, please contact Johanson Technology or visit TI's CC2430 website:

<http://focus.ti.com/docs/prod/folders/print/cc2430.html>

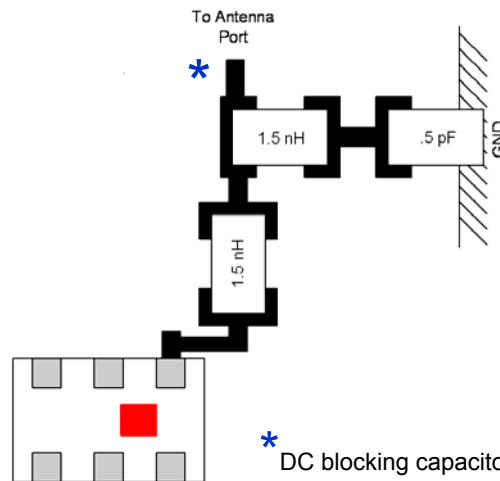


**Note:** Additional output filtering may be required depending on output power in order to comply with FCC and ETSI regulations

Component P/N:

1.5nH Inductor: L-07C1N5SV6T

0.5pF Capacitor: 500R07S0R5BV4T



\* DC blocking capacitor may be required

Johanson Technology, Inc. reserves the right to make design changes without notice.  
All sales are subject to Johanson Technology, Inc. terms and conditions.



[www.johansontechnology.com](http://www.johansontechnology.com)  
4001 Calle Tecate • Camarillo, CA 93012 • TEL 805.389.1166 FAX 805.389.1821

2010 Johanson Technology, Inc. All Rights Reserved

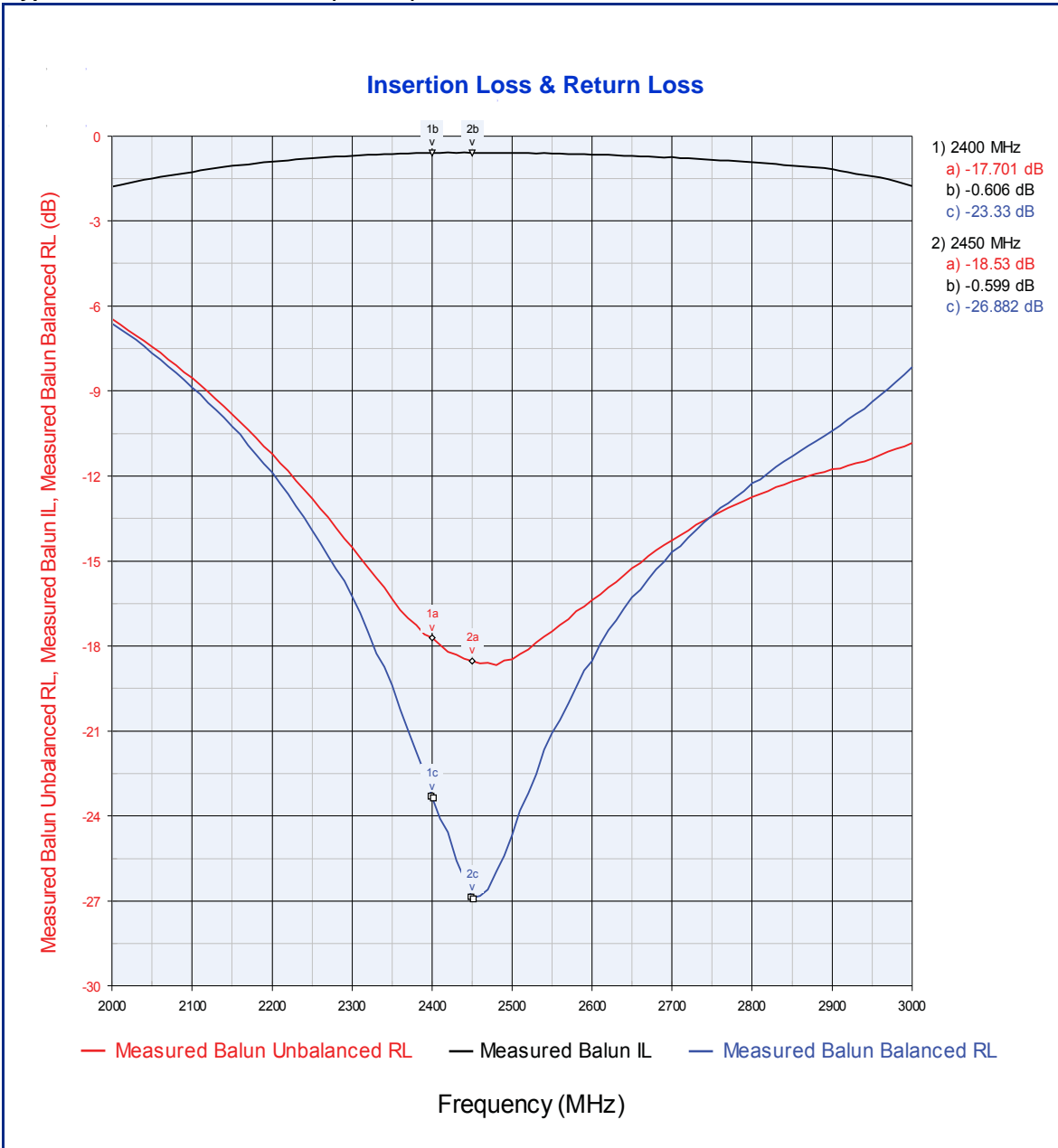
# High Frequency Ceramic Solutions

2.45 GHz Balun/Match optimized for TI Chipsets CC2430/1 and 2480 P/N 2450BM15A0001

Detail Specification: 7/7/2010

Page 3 of 4

Typical Electrical Performance (T=25°C)



Johanson Technology, Inc. reserves the right to make design changes without notice.  
All sales are subject to Johanson Technology, Inc. terms and conditions.



[www.johansontechnology.com](http://www.johansontechnology.com)  
4001 Calle Tecate • Camarillo, CA 93012 • TEL 805.389.1166 FAX 805.389.1821

2010 Johanson Technology, Inc. All Rights Reserved