



XXHV SERIES

HIGH VOLTAGE RELAYS



CONTACT DATA

Switch	Max Switching Voltage	Max Switching Current	*Max Switching Power	Min Voltage Isolation	Max Current Carry	Max Initial CR
35	1750V DC	3 Amps DC/ RMS	50 Watts Resistive	3500V DC	4.5Amps DC/RMS	0.100 Ohms
75	3750V DC			7500V DC		
100	5000V DC			10000V DC		

*Switching power: Any combination of V & A not to exceed their individual maximum values.

COIL DATA

Part No.	Switching Action	Nominal Voltage	Operate Voltage	Release Voltage	Max Voltage	Resistance $\pm 10\%$ @25°C $\pm 5^\circ\text{C}$
6HV1A	1 Form A (1 SPST N/O)	6V DC	5V DC	0.5V DC	9V DC	25 Ohms
12HV1A		12V DC	11V DC	1.0V DC	18V DC	100 Ohms
24HV1A		24V DC	19V DC	2.0V DC	36V DC	400 Ohms
6HV1B	1 Form B (1 SPST N/C)	6V DC	5V DC	0.5V DC	9V DC	25 Ohms
12HV1B		12V DC	11V DC	1.0V DC	18V DC	100 Ohms
24HV1B		24V DC	19V DC	2.0V DC	36V DC	400 Ohms

NOTES:-

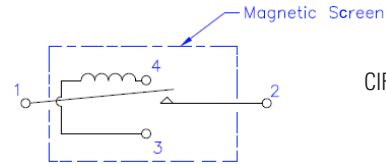
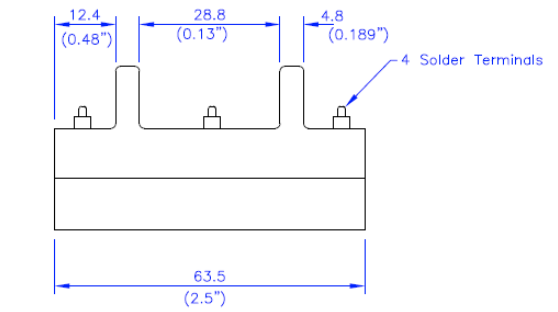
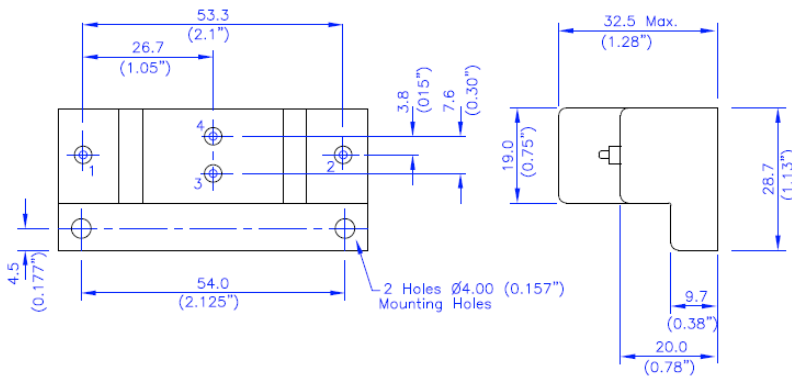
To order, specify as follows: 6HV1A35 is a 6HV1A relay with 3500Vdc (isolation) switch

OPTION:- Relays available in form B up to 7500V



DIMENSIONS

All dimensions are in millimeters



CIRCUIT DIAGRAM
Form A (N/O)

Made in the UK

Sensata Technologies, Inc. ("Sensata") data sheets are solely intended to assist designers ("Buyers") who are developing systems that incorporate Sensata products (also referred to herein as "components"). Buyer understands and agrees that Buyer remains responsible for using its independent analysis, evaluation and judgment in designing Buyer's systems and products. Sensata data sheets have been created using standard laboratory conditions and engineering practices. Sensata has not conducted any testing other than that specifically described in the published documentation for a particular data sheet. Sensata may make corrections, enhancements, improvements and other changes to its data sheets or components without notice.

Buyers are authorized to use Sensata data sheets with the Sensata component(s) identified in each particular data sheet. HOWEVER, NO OTHER LICENSE, EXPRESS OR IMPLIED, BY ESTOPPEL OR OTHERWISE TO ANY OTHER SENSATA INTELLECTUAL PROPERTY RIGHT, AND NO LICENSE TO ANY THIRD PARTY TECHNOLOGY OR INTELLECTUAL PROPERTY RIGHT, IS GRANTED HEREIN. SENSATA DATA SHEETS ARE PROVIDED "AS IS". SENSATA MAKES NO WARRANTIES OR REPRESENTATIONS WITH REGARD TO THE DATA SHEETS OR USE OF THE DATA SHEETS, EXPRESS, IMPLIED OR STATUTORY, INCLUDING ACCURACY OR COMPLETENESS. SENSATA DISCLAIMS ANY WARRANTY OF TITLE AND ANY IMPLIED WARRANTIES OF MERCHANTABILITY, FITNESS FOR A PARTICULAR PURPOSE, QUIET ENJOYMENT, QUIET POSSESSION, AND NON-INFRINGEMENT OF ANY THIRD PARTY INTELLECTUAL PROPERTY RIGHTS WITH REGARD TO SENSATA DATA SHEETS OR USE THEREOF.

All products are sold subject to Sensata's terms and conditions of sale supplied at www.sensata.com SENSATA ASSUMES NO LIABILITY FOR APPLICATIONS ASSISTANCE OR THE DESIGN OF BUYERS' PRODUCTS. BUYER ACKNOWLEDGES AND AGREES THAT IT IS SOLELY RESPONSIBLE FOR COMPLIANCE WITH ALL LEGAL, REGULATORY AND SAFETY-RELATED REQUIREMENTS CONCERNING ITS PRODUCTS, AND ANY USE OF SENSATA COMPONENTS IN ITS APPLICATIONS, NOTWITHSTANDING ANY APPLICATIONS-RELATED INFORMATION OR SUPPORT THAT MAY BE PROVIDED BY SENSATA.

Mailing Address: Sensata Technologies, Inc., 529 Pleasant Street, Attleboro, MA 02703, USA.

CONTACT US

Cynergy3 Components Ltd.
7 Cobham Road,
Ferndown Industrial Estate,
Wimborne, Dorset,
BH21 7PE, United Kingdom