



# Connectivity and Structured Cabling

Product Catalog

## Table of Contents

RF Connectors & Adapters	
75 Ohm BNC Connectors	5
Crimp-On 75 Ohm 3-Piece BNC Connectors	5
Crimp-On 75 Ohm 2-Piece BNC Connectors	6
Twist-On 75 Ohm BNC Connectors	6
75 Ohm BNC Adapters	6
True 75 Ohm 3-Piece Crimp-On Coconnectors	7
Twist-On 50 Ohm BNC Connectors	8
Chassis Mount 50 Ohm BNC Connectors	8
BNC Terminators & Attenuator Pads	8
2-Piece Crimp-On 50 Ohm BNC Connectors	9
3-Piece Crimp-On 50 Ohm BNC Connectors	9
6-Piece Screw-On 50 Ohm BNC Connectors	9
50 Ohm BNC Adapters	10
50 Ohm 'N' Connectors, Adapters & Terminators	11
Mini-UHF Connectors & Adapters	12
UHF Connectors & Adapters	13
Crimp-On 2 & 3 Piece TNC Connectors	14
Twist-On TNC Connectors	14
TNC Terminators & Adapters	14
SMA Connectors & Adapters	15
Strain Relief Boots & Hoods for Coaxial Connectors	15
Stainless Steel Wallplates	15
'F' Connectors & Adapters	
Weatherproof 'F' Connectors	16
'F' 56 Series Connectors for RG-6	16
'F' 59 Series Connectors for RG-59	17
'F' Connectors for RG-11	17
'F' Series Splice Adapters	18
'F' Connector - Chassis & PCB Mount	18
'F' Series Adapters	19
'F' Voltage Blocks & Attenuator Pads	19
Quick Selector—Connector to EMERSON Tool Guide	20, 21
Audio/Video Connectors & Adapters	
RCA Connectors	22
RCA Gold Series Adapters	22
Weatherproof 'F' Compression Connectors	16, 23
RCA Standard Series Adapters	24
3.5 mm Connectors	24
Microphone Connectors	24
Audio Adapters	24
1/4" Mono & Stereo Connectors	25
Banana Plugs & Jacks	25
D-Subminiature Connectors & Modular Adapters	
D-Sub Crimp Kits	26
D-Sub Hoods with Grommets	26
98 & 99 Series Crimp Style D-Sub Connectors	26
94 Series Crimp Style High Density D-Sub Connectors	26
D-Sub Pins & Sockets	27
D-Sub Termination Tools	27
D-Sub Hardware	27
D-Sub Stainless Steel Wallplates	27
97 & 95 Series Solder Style D-Sub Connectors	28
95 Series Solder Style High Density D-Sub Connectors	28
IDC Headers & D-Sub Connectors	28
D-Sub Hoods	29
D-Sub Modular Adapter Kits (1- & 2-Piece Hood)	29
Centronics Connectors	29
Computer & LAN Cables	
Premium Multi-Coax Monitor Cables	30
VGA/SVGA Monitor Cables	30
Universal Series Bus Cables (USB Ver. 2.0)	30
IEEE 1284 Parallel Printer Cables	31
Bi-Directional Parallel Printer Cables	31
Serial DB9 Extension Cables	31
D-Sub Switch Boxes & Cables	31
Serial Modem Cables	32
AC Power Cables	32
D-Sub Gender Changers & Adapters	32
Coaxial Cables	
Deluxe RCA Audio Cables with Gold Connectors	33
RCA Audio/Video/Speaker Cables	33
Wallplate with Gold RCA Jacks	33
Audio Cables & Adapters	34
Super VHS Video Cables	34
HDMI & DVI Cables	34
75 Ohm 'F' to 'F' Hook-Up Cables	35
Silver Satin Flat Cables	35
Coaxial LAN & Video Cables	35
Custom Made Coaxial Cables	36, 37
Fiber Optic Cables	
Single & Multi-Mode Fiber Optic Patch Cables	38
Network Cable Assemblies	
Category 5E & 6 Patch Cables	39
Bulk Cable	
Silver Satin Cable	40
Cat5E & Cat6 Stranded Patch Cable Wire	40

# Table of Contents

Modular Plugs & Adapters		
Modular Plugs.....	40	
RJ45 Snagless Boots.....	40	
Telephone Butt Splices.....	41	
Modular Couplers & Adapters.....	41	
Modular Termination Tools.....	41	
Voice & Data Structured Cabling		
Category 5E & 3 Keystone Jacks.....	42	
Keystone Inserts.....	42	
Keystone Wallplates.....	42	
Category 5E Patch Panels.....	43	
110 Blocks & Connectors.....	43	
66 Block & Bracket.....	43	
Wire Management Systems.....	43	
Hinged Patch Panel Brackets.....	43	
Modular Surface Mount Boxes.....	44	
Modular Telephone Wallplates.....	44	
TV/CATV Devices		
CATV Splitters - 5 MHz to 900 MHz.....	45	
CATV Power Passing Splitters - 5 MHz to 900Mhz.....	45	
CATV Drop Taps - 5 MHz to 1000 MHz.....	45	
Power Passing Drop Taps - 5 MHz to 900 MHz.....	46	
Blocking Coupler.....	46	
Digital Couplers/Drop Taps by Viewsonics®.....	46	
CATV 12 & 16-Way Splitters - 5 MHz to 1 GHz by Viewsonics®.....	47	
CATV Digital Splitters - 5 MHz to 1 GHz by Viewsonics®.....	47	
CATV Digital Amplifiers - 54 MHz to 1 GHz by Viewsonics®.....	47	
CATV Coaxial Amplifiers - 54 MHz to 900 MHz, 5 MHz to 500 MHz.....	48	
'F' Attenuator Pads.....	48	
CATV Modulator & Combiner.....	48	
TV/CATV/Satellite - F-81 Wallplates.....	49	
TV/CATV/VCR - Matching Transformers.....	49	
CATV/SATV Accessories.....	49	
Tools & Test Equipment		
Network Installer Kit.....	50	
Cable & Network Test Equipment.....	50	
Cable Tester Kits.....	50	
Pro-Series 110 & 66 Impact Punch Down Tools.....	51	
Impact & Non-Impact Punch Down Tools.....	51	
Modular Plug Crimping Tools.....	52	
Wire Stripping Tools & Cutters.....	52	
D-Sub Crimping & Termination Tools.....	53	
D-Sub Insertion Tools.....	53	
'F' Coaxial Crimping Tools.....	54	
Economy 'F' Series Crimping Tools.....	54	
Heavy Duty 'F' Hex Crimping Tools.....	54	
Universal Coaxial Crimping Tools.....	54	
Standard Series Ratchet Crimping Tools.....	55	
Offset Ratchet Crimping Tools.....	55	
Self-Adjusting Coax Strippers.....	56	
3-Step & 2-Step Coax Strippers.....	56	
Nylon Cable Ties.....	57	
Tool & Work Bench Accessories.....	57	
Power Supplies & Adapters		
AC Surge Protectors.....	58	
AC/DC Power Supplies.....	58	
AC Power Converters for Foreign Travel.....	58	
AC/DC Power Adapters.....	58	
Index.....	59-64	
Aim & Cambridge Cross-Reference.....	64, 65	
Coaxial Connector Termination Instructions.....	66	



We have been offering a complete line of quality RF connectors for over 25 years. Available in 50 and 75 ohm versions, these connectors are designed to offer the highest quality data transmission for audio, video and data applications, and are available in BNC, 'N' UHF, Mini-UHF, TNC, SMA and 'F' versions. If you are looking for preassembled RF cables, our custom cable department offers the capability to build any assembled or molded cable to your custom length or configuration using any of these connectors and more.

### 75 Ohm BNC Connectors

#### Electrical Characteristics

Impedance	75 Ohm
Working voltage	500 volts, RMS at sea level
Frequency range	0-2 GHz with low reflection
Contact resistance	Outer-0.2 milliohms Center-2.1 milliohms (.000050 gold)
Insulation resistance	5,000 megohms minimum
Dielectric withstanding voltage	1,500 volts, RMS at sea level
Corona Level	375 volts minimum at 70,000 ft.

#### Environmental Characteristics

Recommended temperature range	-55 C to +85 C
Vibration	MIL-Std. 202
Shock	MIL-Std. 202, 100Gs
Moisture resistance	MIL-Std. 202

#### Mechanical Characteristics

Durability	500 Cycles (.000050 gold)
Force to engage/disengage	3 lbs. maximum
Coupling nut retention	60 lbs. maximum
Cable retention	60 lbs. with 95% braid coverage - RG58c/u cable

#### Materials

Body	Zinc
Contact	Brass
Spring washer	Berilium copper
Insulator	Teflon
Plating	Body - Nickel Contact - Gold

### Crimp-On 75 Ohm 3-Piece BNC Connectors



Crimp BNC (M)  
3 Piece

Part No.	Compatible Cable	Crimper	Stripper
28-91007 (CPMC782)	Belden 1505A, RG-59, RG-62	24-9959P	24-7732P
28-91027 (CPMC785)	Belden RG-6	24-8856P	24-7733P
28-91037 (CPMC7810)	Belden 1506A, RG-59TFE & RG-62TFE	24-9958P	24-7733P
28-91047 (CPMC783)	Belden 8281, 9141, 9231	24-8859P	24-7733P
28-91057 (CPMC7818)	Belden 8218, 1855A, 735A	24-9912P	24-7734P
28-91457	Belden 9248, 1694A	24-8856P	
24-7733P			
28-91477	Belden 8221, 8241, 8263, 8279, 9244	24-8789P	24-7736P
28-91507	Belden 82259, 89259	24-8789P	24-7736P
CPMC7820	RG-179, RG-187	24-9912P	24-7733P



Solder or Crimp BNC (M)  
3 Piece

Part No.	Cable Type	Tool No.
28-90237	RG-59 & 62	24-8789P
28-90257	RG-59 & 62TFE	24-9958P

(M) = Male Plug (F) = Female Socket

# RF Connectors & Adapters

## Crimp-On 75 Ohm 2-Piece BNC



Crimp BNC (M)  
2 Piece, Solderless

Part No.	Cable Type	Tool No.
28-90007 (CP782)	RG-59 & 62	24-9859P
28-90027 (CP785)	RG-6	24-321P
28-90097 (CP7810)	RG-59 & 62TFE	24-9858P



Crimp BNC (F)  
2 Piece, Solderless

Part No.	Cable Type	Tool No.
28-90137	RG-59 & 62	
24-9859P		
28-90157	RG-59 & 62TFE	
24-9858P		



Right Angle, Crimp BNC (M)  
2 Piece, Solderless

Part No.	Cable Type
28-90047	RG-59 & 62

## Twist-On 75 Ohm BNC Connectors



Twist-On BNC (M)  
1 Piece

Part No.	Cable Type
28-90507 (CPFIUG782)	RG-59 & 62
28-90527 (CPFIUG785)	RG-6
28-90547	RG-59 & 62TFE



Twist-On BNC Jack (F)  
1 Piece, Field Installable

Part No.	Cable Type
28-90537 (CPFIUG792)	RG-59 & 62
28-90337	RG-59 & 62TFE



Right Angle, Twist-On BNC (M)  
1 Piece, Solderless

Part No.	Cable Type
28-90567	RG-59 & 62
28-90577	RG-59 & 62TFE

## 75 Ohm BNC Adapters



In-Line Splice  
BNC (F) to BNC (F)

Part No. 28-74307



Right Angle  
BNC (M) to BNC (F)

Part No. 28-81507



1/2" Chassis Mount  
BNC (F) to BNC (F)

Part No. 28-84707  
(CPAD557)



'T' Adapter  
3 Female (F-F-F)

Part No. 28-81417



BNC (M) to 'F' (F)

Part No. 28-75007



BNC (F) to 'F' (M)

Part No. 28-81007

(M) = Male Plug (F) = Female Socket

True 75 Ohm BNC Connectors



Crimp BNC (M)  
3 Piece, solder or crimp  
captivated contact

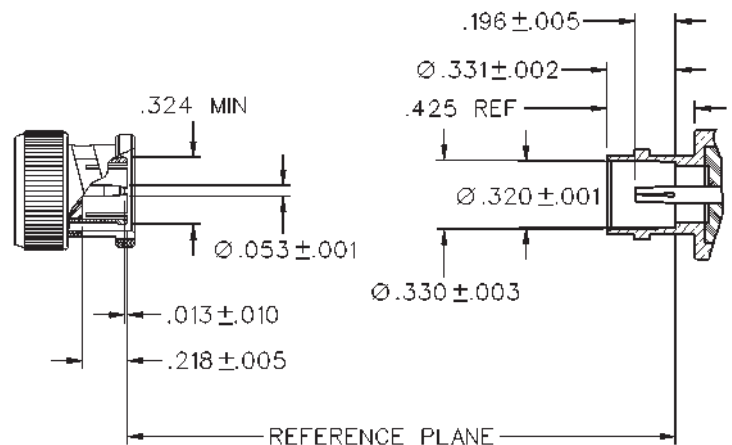
Electrical Characteristics

Impedance	75 Ohm
Frequency range	0-3 GHz
VSWR:	1.10 + .03 F (F in GHz) BNC Cabled
Plugs	1.03 + .02 F (F in GHz) BNC Adapters
Working voltage	500 VRMS at sea level
Dielectric withstanding voltage:	1500 VRMS at sea level
Insulation resistance	5000 megohms minimum
Contact resistance:	Outer - Initial 2.5 milliohm max (nickel plated), after environmental 3.5 milliohm max
(nickel mental not	Center - Initial 3 milliohm max, after environmental 4 milliohm max
Corona level	75 volts minimum at 70,000 feet
RF High Potential	
Withstanding Voltage	700 VRMS at 4 and 7 MHz
Environmental Characteristics (Meets or exceeds the appl	able paragraph of MIL-C-39012)
Thermal shock:	MIL-STD-202, Method 107
Operating temperature	-65O C to +165O C
Corrosion	MIL-STD-202, Method 101, Condition B
Shock	MIL-STD-202, Method 213, Condition
Mechanical Characteristics	
Durability	500 cycles min
Force to engage/disengage	5 lbs. max, after durability 5 lbs max; 1 lb. min.
Coupling nut retention	100 lbs. min
Contact retention	6 lbs. min axial force

Part No.	Cable Type	Contact I.D.	Body I.D.	Sleeve I.D.
CPMC682	RG-59, 140, 302, Belden 9209A, 8279, 8241, 8263, Commscope 5563, Gepco VJ59U	.028 (0.71)	.152 (3.86)	.252 (6.40)
CPMC683	Belden 8281, 9231, 9141, 728A, Commscope 7501, VP618VC	.036 (0.91)	.203 (5.16)	.330 (8.38)
CPMC685	RG-6, Belden 8215	.033 (0.84)	.191 (4.85)	.355 (9.01)
CPMC6810	Belden 82108, 89108, Coleman 99969	.036 (0.91)	.149 (3.78)	.234 (5.94)
CPMC6818	Belden 8218	.021 (0.53)	.105 (3.81)	.180 (4.57)
CPMC6820	RG-179, 187, Belden 1520A	.016 (0.53)	.067 (1.70)	.128 (3.25)
CPMC6833	Belden 735A, Commscope 735, Helix/Hitemp 735, BT3002, TZC75024	.021 (0.53)	.082 (2.08)	.160 (4.06)
CPMC6834	Belden 1855A, 720A, Commscope 7538, Gepco VDM 230, VDM 250, Mini-75	.028 (0.71)	.105 (3.81)	.180 (4.57)
CPMC6835	Belden 1505A, 734A, Commscope 5565, Gepco VPM2000	.036 (0.91)	.152 (3.86)	.252 (6.40)
CPMC6836	Belden 1695A, 633938, Gepco VSD 2001TS, Commscope 2277V	.044 (1.12)	.176 (4.47)	.265 (6.73)
CPMC6845	Belden 1694A, 9248, 1152, Commscope 5765, 2227K, Gepco VSD 2001, RG-6 Quad .275 (6.98) Max O.D.	.044 (1.12)	.187 (4.75)	.290 (7.37)
CPMC6850	Belden 1506A, 82259, 89259, Gepco VPM2000TK, VPM2000TS	.036 (0.91)	.138 (3.51)	.234

Material Specifications

Body	Brass, nickel plated .0001 min over copper plated .00005 min
Contact	Brass, gold plated .00005 min over nickel plated .00005 min over copper plated .00005 min
Crimp Sleeve	Copper, nickel plate .0001 min over copper plated .00005 min
Nut	Zinc, nickel plated over copper plated
Insulator	Teflon
Spring Washer	Beryllium Copper (unplated)
Flat Washer	Steel, nickel plated
Gasket:	Silicone rubber



(M) = Male Plug (F) = Female Socket

## Twist-On 50 Ohm BNC Connectors



Twist-On BNC (M)  
1 Piece, Crimpless & Solderless

Part No.	Cable Type
27-9050 (CPFIUG882)	RG-59 & 62
27-9051 (CPFIUG881)	RG-58
27-9052 (CPFIUG885)	RG-6
27-9054 (CPFIUG8810)	RG-59 & 62TFF
27-9058	Belden 8281
27-9059	RG-58TFF
CPFIUG884	RG-MATV-59



Right Angle, Twist-On BNC (M)  
1 Piece, Crimpless & Solderless

Part No.	Cable Type
27-9036	RG-58
27-9038	RG-6
27-9056	RG-59 & 62
27-9057	RG-59 & 62TFF



Twist-On BNC (F)  
1 Piece, UG-89

Part No.	Cable Type
27-9032	RG-6
27-9033	RG-59 & 62TFF
27-9053 (CPFIUG892)	RG-58, 59 & 62

## Chassis Mount 50 Ohm BNC



Solder to BNC (F)  
3/8" Mounting Hole,  
UG-1094U

Part No.
27-8460 (CPI094U)



Dual BNC (F)  
1/2" Chassis Mount  
Hole, UG-492

Part No.
27-8470



Isolated Dual BNC (F)  
1/2" & 5/8" Chassis  
Mount Hole

Part No.
27-8471 (CPAD521)



Isolated BNC  
(F) 3/8" Chassis  
Mount Hole

Part No.
27-8461 (CPAD520)

## BNC Terminators & Attenuator Pads



BNC Terminators  
1/2 W @ 1%, with and without Grounding Strap

Ohms	Color	w/Strap	w/o Strap
50 Ohms	Green	27-9245	27-9008
75 Ohms	Purple	27-9246	27-9007 (CP88T75)



BNC (M) to BNC (F) Attenuator Pads  
1/2 W @ 5%, 50 Ohms

Part No.	Rating
27-9300-3	3db
27-9300-6	6db
27-9300-10	10db
27-9300-20	20db

(M) = Male Plug (F) = Female Socket

### 2-Piece Crimp-On 50 Ohm BNC Connectors



Crimp BNC (M)  
2 Piece, Solderless

Part No.	Cable Type	Tool No.
27-9000 (CP882)	RG-59, 62	24-9859P
27-9001 (CP881)	RG-58	24-9858P
27-9002 (CP885)	RG-6	24-321P
27-9006	Belden 8281	24-8866P
27-9009 (CP8810)	RG-59, 62TFE	24-9858P
27-9200	RG-58AU	24-9858P
27-9204	RG-58TFE	24-9858P
27-9207	RG-58 Thin Net	24-9858P
27-9209	RG-6TFE	24-9858P
27-9210 (CP884)	RG-59, 62 MATV (20-24 AWG)	24-9859P



Crimp BNC (F)  
2 Piece, UG-89

Part No.	Cable Type	Tool No.
27-9003 (CP892)	RG-59 & 62	24-9859P
27-9013	RG-6	24-9859P
27-9014 (CP891)	RG-58	24-9858P
27-9015	RG-59 & 62TFE	24-9858P



Crimp BNC (M) with (2) Ferrules,  
2 Piece. One Connector Two Ferrules to fit  
Multiple Size Cables.

Part No.	Cable Type	Tool No.
27-9010	RG-58, 59 & 59TFE	24-9960P
27-9012	RG-58 & 58TFE	24-9960P



Right Angle, Crimp BNC (M)  
2 Piece, Solderless

Part No.	Cable Type	Tool No.
27-9004	RG-59 & 62	24-9859P

### 3-Piece Crimp-On 50 Ohm BNC Connectors



Solder or Crimp BNC (M)  
3 Piece

Part No.	Cable Type	Tool No.
27-9022	RG-58	24-9858P
27-9023	RG-59 & 62	
24-8789P		



Crimp BNC (M) with (2) Ferrules  
3 Piece. One Connector Two Ferrules to fit Multiple  
Size Cables.

Part No.	Cable Type	Tool No.
27-9189 (CPMC8821)	RG-59 & 59TFE	24-8860P
27-9190 (CPMC8822)	RG-58 & 59	24-8860P
27-9191 (CPMC8823)	RG-58 & 58TFE	24-8860P



Crimp BNC (M)  
3 Piece, Commercial-Mil

Part No.	Cable Type	Tool
27-9100 (CPMC882)	RG-59 & 62, 140, 210	24-9959P
27-9101 (CPMC881)	RG-58, 141	24-9958P
27-9102 (CPMC885)	RG-6	24-8856P
27-9103 (CPMC8810)	RG-59 & 62 Teflon	24-9958P
27-9104 (CPMC883)	Belden 8281	24-8861P
27-9105 (CPMC8819)	RG-174, 187, 188 & 316	24-9912P
27-9108 (CPMC8817)	RG-8x Mini 8	24-9912P
27-9119	Belden 89907	24-9959P
27-9201	RG-58 AU	24-9958P
27-9205 (CPMC8811)	RG-58 Teflon	24-9958P
27-9208	RG-58 Thin Net, Belden 9907	
24-9958P		
27-9235	RG-122	24-9912P
27-9236 (CPMC813)	RG-142, 400, 223	24-9958P
27-9241	RG-179	24-9912P
27-9254 (CPMC8818)	Belden 8218	24-9912P
27-9293 (CPMC8826)	RG-11	24-7712P

### 6-Piece Screw-On 50 Ohm BNC Connectors



Screw-On BNC (M)  
Solder, 6 Piece

Part No.	Cable Type
27-9020	RG-59, 62 (UG-260U)
27-9021	RG-58 (UG-88U)

(M) = Male Plug (F) = Female Socket



## 50 Ohm BNC Adapters



In-Line Splice  
BNC (F) to BNC (F),  
UG-914/U

Part No.  
25-7430 (CPAD555)



BNC (M) to BNC (M)

Part No.  
27-8130 (CPAD511)



BNC 'T' Adapter  
3 Female (F-F-F)

Part No.  
27-8141 (CPAD506)



BNC 'T' Adapter  
1 Male - 2 Female  
(F-M-F), UG-274/U

Part No.  
27-8140 (CPAD505)



BNC Goalpost 'T' Adapter  
1 Male - 2 Female  
(F-M-F)

Part No.  
27-9294



BNC 'T' Adapter  
3 Male (M-M-M)

Part No.  
27-8142 (CPAD510)



BNC (F) to RCA (M)

Part No.  
27-8110 (CPAD501)



BNC (M) to RCA (F)

Part No.  
25-7510 (CPAD515)



BNC (F) to TNC (M)

Part No.  
27-8250 (CPAD300)



BNC (F) to 'F' (M)

Part No.  
27-8100 (CPAD502)



BNC (M) to 'F' (F)

Part No.  
25-7500 (CPAD506)



Right Angle  
BNC (F) to BNC (M)

Part No.  
27-8150 (CPAD503)



BNC (M) to UHF (F)

Part No.  
25-7420 (CPAD512)



BNC (F) to UHF (F)

Part No.  
25-7365



BNC (F) to UHF (M)

Part No.  
27-8120 (CPAD500)



BNC (F) to Mini-UHF (M)

Part No.  
29-4150 (CPAD509)



BNC (F) to 'N' (F)  
UG-606/U

Part No.  
26-8018 (CPAD806)



BNC (M) to 'N' (F)  
UG-349/U

Part No.  
26-8017 (CPAD807)



BNC (F) to SMA (F)

Part No.  
29-3835 (CPAD507)



BNC (F) to SMA (M)

Part No.  
29-3855 (CPAD508)

### 50 Ohm 'N' Connectors



Crimp 'N' (M)  
3 Piece, Crimp Center Pin



'N' (M)  
Solder Center Pin, UG-21B/U

Part No.	Cable Type
26-8000 214	RG-8, 11, 213,

Part No.	Cable Type	Tool No.
CPN8/110	RG-8 w/110 Center Cond.	24-7712P
CPN8	RG-8, 11, 213	24-7712P
CPN1	RG-58	24-9960P
CPN2	RG-59 & 62	24-9960P
CPN17	RG-8x	24-9960P

### 50 Ohm 'N' Adapters



Inline Splice  
'N' (M) to 'N' (M),  
UG-57B/U

Part No.  
26-8009 (CPAD800)



Inline Splice  
'N' (F) to 'N' (F),  
UG-29B/U

Part No.  
26-8010 (CPAD851)



Chassis Mount  
'N' (F) to Solder Lug  
UG-58B/U

Part No.  
26-8011 (CPAD801)



Right Angle  
'N' (M) to 'N' (F),  
UG-27/U

Part No.  
26-8012



'N' (F) to BNC (M)  
UG-349/U

Part No.  
26-8017 (CPAD807)



Chassis Mount 'N' (F)

Part No.  
26-8013



'N' (M) to BNC (F)  
UG-201U

Part No.  
26-8016 (CPAD809)



'N' (M) to UHF (F)  
UG-146/U

Part No.  
26-8015 (CPAD808)



'N' (F) to BNC (F)  
UG-606/U

Part No.  
26-8018 (CPAD806)



'N' (F) to UHF (M)  
UG-83/U

Part No.  
26-8014



'N' (M) to 'F' (F)

Part No.  
26-8020 (CPAD811)



'N' (M) to SMA (F)

Part No.  
29-3840 (CPAD810)

### 50 Ohm 'N' Terminators



'N' Terminator (M)  
1W @ 2%

Part No. Ohms  
26-8023 50  
Ohms

(M) = Male Plug (F) = Female Socket

## Mini-UHF Connectors



Mini-UHF (M)  
Crimp, 3 Piece, Black

Part No.	Cable Type	Tool
29-4021	RG-58	24-9958P

Mini-Crimp, 3 Piece



UHF (M)

Part No.	Cable Type	Tool
MiniUHF1	RG-58	24-9958P
29-4031 (MiniUHF2)		RG-59 & 62
24-9959P		
MiniUHF17	RG-8X	24-9958P
29-4035	RG-174, RG-188	24-8859P



Mini-UHF (F)  
Crimp, 3 Piece

Part No.	Cable Type	Tool No.
29-4030	RG-58	24-9958P



Push-On Mini-UHF (M)  
Crimp, 3 Piece

Part No.	Cable Type	Tool No.
27-4034	RG-58	24-9958P

## Mini-UHF Adapters



Mini-UHF (F) to Mini-UHF (F)

Part No.  
29-4110 (CPAD240)



Mini-UHF (M) to  
Mini-UHF (F)

Part No.  
29-4140 (CPAD214)



Right Angle Adapter  
Mini-UHF (M) to  
Mini-UHF (F)

Part No.  
29-4130 (CPAD243)



Mini-UHF (M) to TNC (F)

Part No.  
29-4100 (CPAD305)



Mini-UHF (F) to TNC (M)

Part No.  
29-4105 (CPAD302)



Mini-UHF (F) to UHF (M)

Part No.  
29-4145 (CPAD219)



Mini-UHF (M) to BNC (F)

Part No.  
29-4150 (CPAD509)

UHF Connectors



UHF (M)  
Solder, 2 Piece, PL-259

Part No.	Cable Type
25-7300 (CPAD250)	RG-8, 11, 213, 214

UHF (M) with Hi-Temp Insulation  
Solder, 2 Piece, PL-259

Part No.	Cable Type
25-7305	RG-8, 11, 213, 214



Crimp UHF (M)  
3 Piece

Part No.	Cable Type	Tool No.
CPL2598	RG-8	24-7712P
CPL2591	RG-58	24-9958P
CPL2592	RG-59	24-9959P



UG-175 Reducer  
Used with a PL-259

Part No.	Cable Type
25-7310	RG-58
25-7320	RG-59

UHF Adapters



In-Line Splice  
PL-258, UHF (F) to UHF (F)

Part No.  
25-7330 (CPAD204)



Right Angle Adapter  
UHF (M) to UHF (F)

Part No.  
25-7340



UHF 'T' Adapter  
3 Female (F-F-F)

Part No.  
CPAD210



UG-146/U Adapter  
UHF (F) to 'N' (M)

Part No.  
26-8015 (CPAD808)



UG-83/U Adapter  
UHF (M) to 'N' (F)

Part No.  
26-8014



Chassis Mount  
UHF (F) to UHF (F)  
UG-363/U

Part No.  
CPAD207



UHF (F) to BNC (F)

Part No.  
25-7365



UG-255 Adapter  
UHF (F) to BNC (M)

Part No.  
25-7420



UG-273/U Adapter  
UHF (M) to BNC (F)

Part No.  
27-8120 (CPAD500)



UHF (M) to 'F' (F)

Part No.  
25-7550 (CPAD218)



UHF (F) to 'F' (M)

Part No.  
27-8200



Chassis Mount  
UHF (F) to Solder  
Lug, SO-239

Part No.  
25-7350 (CPAD206)



UHF (F) to RCA (M)

Part No.  
27-8210



UHF (M) to TNC (F)

Part No.  
25-7362



UHF (F) to TNC (M)

Part No.  
27-8260



UHF (F) to Mini-UHF (M)

Part No.  
29-4140 (CPAD214)



UHF (M) to Mini-UHF (F)

Part No.  
29-4145 (CPAD219)

(M) = Male Plug (F) = Female Socket

## Crimp-On 2- & 3-Piece TNC Connectors



Crimp TNC (F)  
2 Piece, Non-Solder Center Pin

Part No.	Cable Type	Tool No.
27-9046	RG-58	24-9858P



Crimp TNC (M)  
2 Piece, Non-Solder Center Pin

Part No.	Cable Type	Tool No.
27-9078	RG-58	24-9858P
27-9079	RG-59 & 62TFE	24-9858P

## TNC Terminators



TNC Terminator (M)  
0.5W @ 2%

Part No.	Ohms
27-9017	50 Ohms

## TNC Adapters



Chassis Mount  
TNC (F) to TNC (F),  
1/2" Mounting Hole

Part No.
27-9067 (CPAD356)



Isolated Chassis Mount  
TNC (F) to TNC (F), 1/2"  
& 5/8" Mounting Hole

Part No.
27-9075



TNC Inline Splice  
TNC (F) to TNC (F)

Part No.
27-9069 (CPAD355)



TNC (F) to Mini-UHF (M)

Part No.
29-4100 (CPAD305)



TNC (M) to Mini-UHF (F)

Part No.
29-4105 (CPAD302)



TNC Right Angle  
TNC (M) to TNC (F)

Part No.
27-9068 (CPAD306)



TNC (M) to BNC (F)

Part No.
27-8250 (CPAD300)



TNC (M) to UHF (F)

Part No.
27-8260



TNC (F) to Push-On TNC  
(M) 1 Piece

Part No.
27-9278

(M) = Male Plug (F) = Female Socket

SMA Connectors



SMA for Flexible Cable (M)  
Crimp, 3 Piece, Solder or  
Crimp Center Pin



SMA (M)  
Crimp, 3 Piece, Solder or  
Crimp Center Pin

Part No.	Cable Type	VSWR & Freq. Range	Tool No.
28-5020	RG-161/U, 174, 188, 316	1.15 +	1.15 +
.021 (GHz)	0-12.4 GHz	24-328P	
28-5021	RG-58/U, 141, 303	1.15 + .011 (GHz) 0-12.4 GHz	
24-328P			
<del>28-5022</del>	<del>RG-55/U, 142, 223, 400</del>	<del>1.15 + .011 (GHz) 0-12.4 GHz</del>	

Part No.	Cable Type	Tool No.
29-3100	58A/U-141	24-328P
29-3103	174, 188, 316	24-328P

SMA Adapters



SMA (M) to BNC (F)

Part No.  
29-3855 (CPAD508)



SMA (F) to BNC (F)

Part No.  
29-3835 (CPAD507)



SMA (F) to 'N' (M)

Part No.  
29-3840 (CPAD810)

Strain Relief Boots & Hoods for Coaxial Connectors

Colored BNC Boots, 100 per bag



Part No.	Cable Type	Color
25-7958BK	RG-58, 141	Black
25-7958RE	RG-58, 141	Red
25-7958BU	RG-58, 141	Blue
25-7958YE	RG-58, 141	Yellow
25-7958GN	RG-58, 141	Green



Part No.	Cable Type	Color
25-7959BK	RG-59, 62	Black
25-7959RE	RG-59, 62	Red
25-7959BU	RG-59, 62	Blue
25-7959YE	RG-59, 62	Yellow
25-7959GN	RG-59, 62	Green

Stainless Steel Wallplates



Single	Hole Size	Dual
27-8483	3/8" Hole	27-8484
27-8478	1/2" Hole	27-8479
27-8485	No Hole	-----



BNC Boots  
Black Only, 100 per bag

Part No.	Cable Type	Color
25-B58	RG-58, 141	Black
25-B58TN	RG-58, ThinNet	

Black  
25-B174 RG-174 Black

(M) = Male Plug (F) = Female Socket



RG-59 Weatherproof  
Boot  
Black Only, 100 per bag

Part No.  
25-7270



BNC Hood for 3-Piece Crimp Plug  
Black Only, 100 per bag

Part No.  
25-7960BK

# 'F' Connectors & Adapters



With one of the widest selections of 'F' connectors in the industry, we offer you a high-quality, cost-effective connectivity solution. All our 'F' connectors are designed to meet the high standards of the Satellite and Cable TV industries. Our 'F' type connectors are available for RG-59, RG-6 and RG-11 cable and are offered in twist-on, crimp, solder style, compression and weatherproof varieties.

## Weatherproof 'F' Connectors



Gel Filled 'F' (M)  
Crimp, 0.324 Diameter, with O-ring  
for Weatherproof Application.

Part No. Cable Type Tool No.  
25-7066 RG-6 24-7710P



F-56ALM WP (M)  
Crimp, 1 Piece, 0.324 Diameter, Chromate  
Plated, with Interior Gasket.

Part No. Cable Type Tool No.  
25-7056 (CPF56ALMWP) RG-6 24-8866P



'F' Compression (M)  
Crimp, 1 Piece  
for Weatherproof Applications (use crimp tool 24-77144P).

Nickel (10pk)	Gold (10pk)	Cable Type
25-2502-10PB	25-2502G-10PB	RG-59 Dual, Tri- & Quad Shield

## 'F' 56 Series Connectors for RG-6

(Use Crimp Tools 24-7710 or 24-8866P for connectors)



Crimp-On F-56 (M)  
with Separate 1/4" Ring.

Part No.  
25-7150



Crimp-On F-56ALX (M)  
for RG-6 Tri-Shield  
& Quad Plenum  
Cable.

Part No.  
25-7033 (CPF56ALX)



Crimp-On F-56ALX (M)  
for RG-6 Quad-  
Shield Cable.

Part No.  
25-7034 (CPF56ALS)



Crimp-On F-56A (M)  
with attached 1/4"  
Rng.

Part No.  
25-7160



'F' Ratchet Crimp Tool  
for RG-59, RG-6 and  
Quad Shield Cable.

Blister No.  
24-8866P



Crimp-On F-56ALM (M)  
for RG-6 Cable.

Part No.  
25-7032 (CPF56ALM)



Crimp-On F-56 (M)  
for Teflon/Plenum  
RG-6 Cable.

Part No.  
25-7047



Twist-On F-56 (M)  
for standard RG-6 Cable.

Part No.  
25-7180 (CPFI56)



Crimp-On F-56ALM (M)  
for RG-6 Cable,  
Zinc Plated.

Part No.  
25-7036

(M) = Male Plug (F) = Female Socket

## 'F' 59 Series Connectors for RG-59

(Use 24-7710 or 24-8866P for the following connectors)



Crimp-On F-59 (M)  
with Separate 1/8"  
Ring.

Part No.  
25-7000



Crimp-On Gold Plated  
F-59 (M)  
with Separate 1/8"  
Ring.

Part No.  
25-7000G



Crimp-On F-59 (M)  
with Separate 1/4"  
Ring.

Part No.  
25-7010 (CPF591/4)



Crimp-On F-59 (M)  
with Separate 1/2"  
Ring.

Part No.  
25-7020 (CPF591/2)



Crimp-On F-59A (M)  
with Attached 1/8"  
Ring.

Part No.



'F' Deluxe Hex Crimp Tool  
for RG-6 & 59.

Part No.  
24-7710



Crimp-On F-59ALM (M)  
for Standard RG-59  
Cable.

Part No.  
25-7030 (CP59ALM)



Crimp-On F-59ALM (F)  
for Standard RG-59  
Cable.

Part No.  
25-7081



Crimp-On F-59ALX (M)  
for Tri-Shield RG-59 &  
Quad Plenum.

Part No.  
25-7031  
(CP59ALX)



Crimp-On F-59 (M)  
for Teflon/Plenum  
RG-59 Cable.

Part No.  
25-7049



Crimp-On F-59 (M)  
for Thin Cable RG-59,  
62 Teflon.

Part No.  
25-7035



Right Angle Crimp-On  
F-59R (M)  
for RG-59 Cable.

Part No.  
25-7146



Push-On F-59PG (M)  
or RG-59 Cable with  
Center Pin.

Part No.  
25-7080



Twist-On F-59TW (M)  
for Standard RG-59  
Cable.

Part No.  
25-7120



Twist-On F-59TW (M)  
with 1/2" Grip for  
Standard RG-59.

Part No.  
25-7121



Twist-On F-59TW (M)  
for RG-59 with Male  
Quick Disconnect.

Part No.  
25-7280



F-59T (M)  
Terminator  
1/2 Watt @ 5%

Part No.  
25-7100

## 'F' Connectors for RG-11



Crimp-On F-11 (M)  
2 Piece, with Separate 1/5"  
Ring.

Part No. Cable Type Tool No.  
25-7190 RG-11 (CPF111/5) 24-7712P



Crimp-On F-11 (M)  
1 Piece, for Standard RG-11  
Cable.

Part No. Cable Type Tool No.  
25-7191 (CPF111ALM) RG-11 24-7711P



Crimp-On F-11 (M)  
3 Piece, for Teflon/Plenum  
RG-11 Cable.

Part No. Cable Type Tool No.  
25-7192 RG-11 24-7712P

(M) = Male Plug (F) = Female Socket



# 'F' Connectors & Adapters

## 'F' Series Splice Adapters



F-81 Inline 3/4" Splice  
(F) to (F)

Part No.  
25-7200 (CPF81)



F-81 Inline 1" Splice  
(F) to (F)

Part No.  
25-7200L  
(CPF81L)



F-81 2GHz 1" Splice for  
CATV & Satellite  
(F) to (F)

Part No.  
70-2081



F-81 Inline 3/4" Splice  
with Nut & Washer  
(F) to (F)

Part No.  
25-7210 (CPF81NW)



7/16" Nut & Washer  
for use with all AIM  
'F' Mounts & Splices.

Part No.  
25-7680 (CPFNW)



F-71 Inline Splice  
(M) to (M)

Part No.  
25-7640



F-81 2GHz 1" Splice with Nut &  
Washer for CATV & Satellite  
(F) to (F)

Part No.  
70-2081-NW

## 'F' Connector - Chassis & PCB Mount



'F' Side Edge  
PCB Mount (F)

Part No.  
25-7630 (CPF61SE)



F-61PC Straight  
PCB Mount (F)

Part No.  
25-7650



'F' Right Angle  
PCB Mount (F)

Part No.  
25-7651



F-61HD Chassis Mount  
(M)  
with 2 flat Sides.

Part No.  
25-7670



F-61AD Chassis Mount (F)

Part No.  
25-7660



'F' Vertical Mount PCB (M)

Part No.  
25-7654



'F' Right Angle  
PCB Mount, Short (F)

Part No.  
25-7652 (CPF61SR)

### Crimp O-rings for 'F' Connectors



Part No.	Cable Type	Ring
25-7110	RG-59	1/8"
25-7040	RG-59	1/4"
25-7090	RG-59	1/2"
25-7620	RG-11	1/5"

## 'F' Series Adapters



'F' (F) to Push-On 'F' (M)

Part No.  
25-7140



'F' (F) Right Angle to Push-On 'F' (M)

Part No.  
25-7141



'F' (F) to RCA (F)

Part No.  
25-7570



'F' (F) to RCA (M)

Part No.  
25-7530 (CPAD103)



'F' (M) to RCA (F)

Part No.  
25-7580



'F' (F) to P3.5 mm (M)

Part No.  
25-7540



'F' (F) Right Angle to 'F' (M)

Part No.  
25-7600



'F' (F) to 'N' (M)

Part No.  
26-8020 (CPAD811)



'F' (M) to BNC (F)

Part No.  
27-8100



'F' (F) to BNC (M)

Part No.  
25-7500



'F' (F) to UHF (M)

Part No.  
25-7550 (CPAD218)



'F' (M) to UHF (F)

Part No.  
27-8200



'F' (F) to European (M) Plug

Part No.  
25-2200



'F' (M) to European (M) Jack

Part No.  
25-2202



'F' (F) to European (F) Jack

Part No.  
25-2203

## 'F' Voltage Blocks & Attenuator Pads



'F' Voltage Blocking Coupler  
Blocks DC and Low Frequency  
AC Power-Bandwidth: DC to 1  
GHz, Return Loss 25db, (M) to (F)

Part No.  
25-7901



'F' Mini-Attenuator Pads  
Nickel Plated,  
Accuracy within 5%,  
Return Loss 20db, 22  
AWG Center Pin, DC to  
1 GHz Bandwidth,  
(M) to (F)

Part No.	
Attenuation	
FLN1G	1db
FLN2G	2db
FLN3G	3db
FLN6G	6db
FLN8G	8db
FLN10G	10db
FLN12G	12db
FLN16G	16db
FLN20G	20db

(M) = Male Plug (F) = Female Socket

## Quick Selector–Connector to EMERSON Tool

(Select AIM Connector Row Reference to Vertical Tool Column)

Connectors	Non-Ratchet 'F' Crimp Tools					Ratchet Coaxial Crimp Tools					Standard Series Ratchet Coaxial Crimp Tools with Interchangeable Dies					Coaxial Cable Stripping Tools					Connectors													
	24-7700P	24-7710P	24-7711P	24-7712P	24-7713P	24-321P	24-8860P	24-8861P	24-8865P	24-8866P	24-9960P	24-328P	24-8789P	24-8856P	24-8857P	24-8858P	24-8859P	24-9858P	24-9859P	24-9912P		24-9958P	24-9959P	24-7731P	24-7732P	24-7733P	24-7734P	24-7735P	24-7736P	24-7737P	24-7738P	24-7739P	VSCST-1	
25-7000	•	•																														•	CPF591/8	
25-7010																																•	CPF591/4	
25-7020																																•	CPF591/2	
25-7030	•	•																														•	CPF59ALM	
25-7031																																•		
25-7032	•	•																														•	CPF59ALX	
25-7033		•																														•	CPF56ALM	
25-7034				•																												•		
25-7035	•																															•	CPF56ALX	
25-7036	•																															•	CPF56ALS	
25-7037																																•	CPF59TE	
25-7038																																•	CPF56ALMZ	
25-7047		•																														•	CPF59CP	
25-7049		•																														•	CPF56CP	
25-7050	•	•																														•	CPF56P	
25-7056		•																														•	CPF59D	
25-7066		•																														•	CPF59A	
25-7070		•																														•	CPF56ALMWP	
25-7080		•																														•	CPF56WPG	
25-7081		•																														•	CPF59G	
25-7146		•																														•	CPF59PG	
25-7150		•																														•	CPF59FLM	
25-7160	•	•																														•	CPF59RA	
25-7190																																•	CPF561/4	
25-7191																																•	CPF56A	
25-7192																																•	CPF111/5	
25-7290	•																															•	CPF11ALM	
25-7306																																•		
25-7307																																	•	CPF11PLM
25-7308																																	•	CPF59RP
25-7690	•																															•	CPL2598	
26-8000																																•	CPL2591	
26-8002																																•	CPL2592	
26-8005																																•	CPF59M	
26-8019																																•	CPAD802	
26-8025																																•	CPAD814	
26-8028																																•	CPN8	
26-8029																																•	CPFIN8	
26-8031																																•	CPNCL2	
26-8033																																•	CPN1	
27-9000																																•	CPN2	
27-9001																																•	CPN17	
27-9002																																•	CPN8/110	
27-9003																																•	CP882	
27-9004																																•	CP881	
27-9006																																•	CP885	
27-9009																																•	CP892	
27-9010																																•	-----	
27-9012																																•	CP883	
27-9013																																•	CP8810	
27-9014																																•	CPSW8821	
27-9015																																•		
27-9022																																•	CPSW8823	
27-9023																																•		
27-9046																																•		
27-9060																																•	CP895	
																																•	CP891	
																																•	CP8910	
																																•	CPCL881	
																																•	CPCL882	
																																•	CPTNC891	
																																•	CPMCTNC2	



Quick Selector–Connector to EMERSON Tool continued  
 (Select AIM Connector Row Reference to Vertical Tool Column)

Connectors	Non-Ratchet 'F' Crimp Tools					Ratchet Coaxial Crimp Tools					Standard Series Ratchet Coaxial Crimp Tools with Interchangeable Dies							Coaxial Cable Stripping Tools							Connectors								
	24-7700P	24-7710P	24-7711P	24-7712P	24-7713P	24-321P	24-8860P	24-8861P	24-8865P	24-8866P	24-9960P	24-328P	24-8789P	24-8856P	24-8857P	24-8858P	24-8859P	24-9858P	24-9859P	24-9912P	24-9958P	24-9959P	24-7731P	24-7732P		24-7733P	24-7734P	24-7735P	24-7736P	24-7737P	24-7738P	24-7739P	VSCST-1
27-9061																																CPMCTNC1	
27-9065																																CPMCTNC19	
27-9078																																CPTNC1	
27-9079																																CPTNC10	
27-9100																																CPMC882	
27-9101																																CPMC881	
27-9102																																CPMC885	
27-9103																																CPMC8810	
27-9104																																	
27-9105																																	CPMC883
27-9108																																	CPM8819
27-9119																																	CPMC8817
27-9189																																	
27-9190																																	CPMC8825
27-9191																																	
27-9200																																	CPMC8821
27-9201																																	
27-9203																																	CPMC8822
27-9204																																	
27-9205																																	CPMC8823
27-9207																																	
27-9208																																	
27-9209																																	
27-9210																																	
27-9215																																	CP8811
27-9235																																	CPMC8811
27-9236																																	
27-9241																																	
27-9248																																	
27-9254																																	
27-9266																																	
27-9282																																	
27-9293																																	
28-5020																																	
28-5021																																	
28-5022																																	
28-90007																																	
28-90027																																	
28-90097																																	
28-90137																																	
28-90157																																	
28-90237																																	
28-90257																																	
28-91007																																	
28-91027																																	
28-91037																																	
28-91047																																	
28-91057																																	
28-91317																																	
28-91457																																	
28-91477																																	
28-91507																																	
28-91557																																	
29-3100																																	
29-3103																																	
29-4010																																	
29-4021																																	
29-4030																																	
29-4031																																	
29-4033																																	
29-4035																																	





Look to us for a complete line of mono and stereo connectors and adapters, including RCA, 1/4", 3.5 mm, and microphone connectors and adapters. In addition, we offer a standard and gold-plated line of RCA connectors, adapters and wallplates for any home automation installation. If you are looking for A/V cables using these connectors,

## RCA Connectors



RCA Jack (F)  
Gold Plated

Part No.	Color
19-1315	Red
19-1316	White



RCA Plug (M)  
Gold Plated

Part No.	Color
19-1303	Red
19-1304	White



RCA Plug (M)  
Gold Plated

Part No.	Color
19-1312	Red
19-1313	White



RCA Plug (M)  
Metal

Part No.	Color
19-1207	Red
19-1268	Black



RCA Jack (F)  
Plastic

Part No.	Color
19-1212	Red
19-1213	Black



RCA Plug (M)  
Plastic

Part No.	Color
19-1205	Red
19-1206	Black



Push-on 2-Piece Crimp RCA (M)  
for RG-59 w/ 1/8" O-ring.

Part No.  
25-7290



2-Piece Crimp Motorola (M)  
for RG-59 w/ 1/8" O-ring.

Part No.  
25-7690

## RCA Gold Series Adapters



Inline Adapter  
RCA (M) to RCA (M)  
Gold Plated

Part No.  
19-1318



Inline Adapter, Plastic  
RCA (F) to RCA (F)  
Gold Plated

Part No.  
19-1319



Inline Adapter, Metal  
RCA (F) to RCA (F)  
Gold Plated

Part No.  
19-1310



In addition to our complete line of RF connectors, we offer a wide selection of products to meet the latest High-Definition TV, Cable TV, Satellite, DVD and Audio/Video standards, including the introduction of our new line of waterproof Compression Connectors. These connectors are designed to offer the highest quality data transmission for audio, video and data applications, and are available for RG-59 and RG-6 cable in BNC, 'F' and RCA versions.

Our BNC and RCA compression connectors are constructed of nickel plated, machined brass, with a gold plated center pin allowing the best conductivity while providing picture perfect video and superior sound quality. Our RCA connectors, with five colors to choose from, accommodate both Standard and High-Definition composite or component video connections, and our 'F' connectors consist of a smooth spin nut for easy finger tip installation. A GOLD Series of compression connectors

## Compression



All three styles have an inner 'O' ring and a built-in plastic cable adapter which allows one connector to terminate regular, tri- and quad-shield cables and provides a water-tight double seal.



### Part No.

25-2502-10PB  
25-2601-10PB  
28-2502-10PB  
28-2601-10PB  
19-2500-10PB  
19-2502-10PB  
19-2503-10PB  
19-2504-10PB  
19-2505-10PB  
19-2506-10PB  
19-2600-10PB  
19-2602-10PB  
19-2603-10PB  
19-2604-10PB  
19-2605-10PB  
19-2606-10PB

### Standard Compression Connectors (10 Pack)

Compression F Connector, RG-59 Dual/Tri/Quad, Blue  
Compression F Connector, RG-6 Dual/Tri/Quad, Black  
Compression BNC 75 Ohm Connector, RG-59 Dual/Tri/Quad, Blue  
Compression BNC 75 Ohm Connector, RG-6 Dual/Tri/Quad, Black  
Compression RCA Connector, RG-59 Dual/Tri/Quad (2 per Color)  
Compression RCA Connector, RG-59 Dual/Tri/Quad, Blue  
Compression RCA Connector, RG-59 Dual/Tri/Quad, Green  
Compression RCA Connector, RG-59 Dual/Tri/Quad, Red  
Compression RCA Connector, RG-59 Dual/Tri/Quad, Yellow  
Compression RCA Connector, RG-59 Dual/Tri/Quad, White  
Compression RCA Connector, RG-6 Dual/Tri/Quad (2 per Color)  
Compression RCA Connector, RG-6 Dual/Tri/Quad, Blue  
Compression RCA Connector, RG-6 Dual/Tri/Quad, Green  
Compression RCA Connector, RG-6 Dual/Tri/Quad, Red  
Compression RCA Connector, RG-6 Dual/Tri/Quad, Yellow  
Compression RCA Connector, RG-6 Dual/Tri/Quad, White

### Part No.

25-2502G-10PB  
25-2601G-10PB  
28-2502G-10PB  
28-2601G-10PB  
19-2502G-10PB  
19-2601G-10PB

### GOLD Series Compression Connectors (10 Pack)

GOLD Series Compression F Connector, RG-59 Dual/Tri/Quad, Blue  
GOLD Series Compression F Connector, RG-6 Dual/Tri/Quad, Black  
GOLD Series Compression BNC 75 Ohm Connector, RG-59 Dual/Tri/Quad, Blue  
GOLD Series Compression BNC 75 Ohm Connector, RG-6 Dual/Tri/Quad, Black  
GOLD Series Compression RCA Connector, RG-59 Dual/Tri/Quad, Blue  
GOLD Series Compression RCA Connector, RG-6 Dual/Tri/Quad, Black

### Part No.

24-7714P  
24-7732P

### Compression Termination Tools

Adjustable 3-Way Ratchet Crimp Tool for Compression RCA/BNC/F  
2-Step Self-Adjusting Coax Stripper Tool

## Technical Specifications

Connector Type	Cable Type	Max. Braid Coverage	Dielectric O.D. (Nom)	
			Inches	mm
F Connector with 7/16" Hex	RG-6 Dual	Up to 90% Coverage	.180	4.57
BNC Connector	RG-6 Tri-Shield	Up to 90% Coverage	.180	4.57
RCA Connector	RG-6 Quad-Shield	Up to 90% Coverage	.180	4.57
F Connector with 7/16" Hex	RG-59 Dual	Up to 90% Coverage	.144	3.27
BNC Connector	RG-59 Tri-Shield	Up to 90% Coverage	.144	3.27
RCA Connector	RG-59 Quad-Shield	Up to 90% Coverage	.144	3.27

\*Patented

## RCA Standard Series Adapters



RCA (F) to BNC (M)

Part No.  
25-7510



RCA (M) to BNC (F)

Part No.  
27-8110



RCA (F) to RCA (F)

Part No.  
19-1702



RCA (F) to 'F' (F)

Part No.  
25-7570



RCA (M) to 'F' (F)

Part No.  
25-7530 (CPAD103)



RCA (F) to 'F' (M)

Part No.  
25-7580



RCA (M) to UHF (F)

Part No.  
27-8210



RCA (F) to 3.5 mm (M)

Part No.  
25-7560

## 3.5 mm



3.5 mm Stereo Mini Plug  
(M) Plastic

Part No.  
19-1202



3.5 mm Mono Mini Plug  
(M) Metal

Part No.  
19-1201

Call today for a list of our wide selection of Audio, Video and Stereo cable assemblies.

## Microphone Connectors



3-Position Chassis  
Mount Jack (F)

Part No. Pins  
44-D3F 3



3-Position Chassis  
Mount Plug (M)

Part No. Pins  
44-D3M 3



XLR Microphone Jack (F)

Part No. Pins  
44-A3F 3



XLR Microphone Plug (M)

Part No. Pins  
44-A3M 3

(M) = Male Plug (F) = Female Socket

1/4" Mono



1/4" Mono Plug (M)  
Plastic

Part No.  
44-250



1/4" Mono Plug (M)  
Metal

Part No.  
44-280

1/4" Stereo Connectors



1/4" Stereo Plug (M)  
Plastic

Part No.  
19-1203



1/4" Stereo Plug (M)  
Metal

Part No.  
19-1204

Banana Plugs



Banana Plug (M)

Part No. Color  
19-1237 Red  
19-1238 Black

Audio Adapters



1/4" Stereo Plug  
(M) to 3.5 mm Plug (F)

Part No.  
19-1706



1/4" Stereo Jack  
(F) to 3.5 mm Plug (M)

Part No.  
19-1701



'F' (F) to P3.5 mm (M)

Part No.  
25-7540



'Y' Adapter, Stereo  
3.5 mm Mini-Plug (M)  
to (2) RCA Plugs (M)

Part No.  
19-1670P



'Y' Adapter, Stereo  
(1) RCA Plug (M)  
to (2) RCA Jacks (F)

Part No.  
19-1671P



'Y' Adapter, Stereo  
3.5 mm Mini-Plug (M)  
to (2) RCA Jacks (F)

Part No.  
19-1672P



'Y' Adapter, Stereo  
(2) RCA Plugs (M)  
to (1) RCA Jack (F)

Part No.  
19-1673P

(M) = Male Plug (F) = Female Socket



# D-Subminiature Connectors & Adapters



With one of the widest varieties of D-Subminiature connectors and modular adapters, we offer a complete D-Sub connectivity solution. Available in both gold-plated copper or tin alloy, crimp or solder styles, our offering provides the quality that you need at a reasonable cost. Our D-Sub hoods are available in plastic, as well as EMI/RFI protected metalized plastic and heavy duty metal. No D-Sub purchase is complete without reviewing our wide selection of **Emerson** D-Sub termination tools as seen

## D-Sub Crimp Kits



D-Subminiature Standard Hood Kits include Plastic Hood with Hardware, Connector and Crimp Contacts.

Part No.	Pins	Gender
40-7009MK	9	M
40-7009SK	9	F
40-7015MK	15	M
40-7015SK	15	F
40-7025MK	25	M
40-7025SK	25	F

## D-Sub Hoods with



Standard Plastic H Series Hoods with Rubber Grommets, includes Mounting Hardware.

Part No.	Pins	Hood
40-9709HG	9	Plastic
40-9715HG	15	Plastic
40-9725HG	25	Plastic



Heavy Duty Metal HM Series Hoods with Rubber Grommets, includes Mounting Hardware.

Part No.	Pins	Hood
40-9709HMG	9	Metal
40-9715HMG	15	Metal
40-9725HMG	25	Metal

## 98 Series Crimp Style Panel & Cable Mount D-Sub Connectors

Gold-Plated Contacts, Copper-Plated Alloy tabbed with Gold-Plated Housing on Nickel Thermoplastic Insulator



Part No.	Pins	Gender	Housing
40-9809M	9	M	Copper/Gold
40-9815M	15	M	Copper/Gold
40-9825M	25	M	Copper/Gold

## 99 Series Crimp Style Panel & Cable Mount D-Sub Connectors

Gold-Plated Contacts, Press Fitted Tin Alloy Housing on Nickel Thermoplastic Insulator



Part No.	Pins	Gender	Housing
40-9909M	9	M	Tin
40-9915M	15	M	Tin
40-9925M	25	M	Tin

## 94 Series Crimp Style Panel & Cable Mount High Density D-Sub Connectors

Gold-Plated Contacts, Press Fitted Tin Alloy Housing on Nickel Thermoplastic Insulator



Part No.	Pins	Gender	Housing
40-9415HDM	15	M	Tin



Part No.	Pins	Gender	Housing
40-9809S	9	F	Copper/Gold
40-9815S	15	F	Copper/Gold
40-9825S	25	F	Copper/Gold



Part No.	Pins	Gender	Housing
40-9909S	9	F	Tin
40-9915S	15	F	Tin
40-9925S	25	F	Tin



Part No.	Pins	Gender	Housing
40-9415HDS	15	F	Tin

(M) = Male Plug (F) = Female Socket

## D-Sub Pins & Sockets



Standard D-Sub Pins for 98 & 99 Series (M) Gold Plated

Part No.	Quantity
40-9854M	25 per bag
40-9856M	100 per bag



Standard D-Sub Pins for 98 & 99 Series (F) Gold Plated

Part No.	Quantity
40-9864S	25 per bag
40-9866S	100 per bag



High Density D-Sub Pins for 98 & 99 Series (M) Gold Plated

Part No.	Quantity
40-9428M	100 per bag



High Density D-Sub Pins for 98 & 99 Series (F) Gold Plated

Part No.	Quantity
40-9428F	100 per bag

## D-Sub Termination



D-Sub Insertion & Extraction Tool

Part No.	Type
40-9865	Standard
40-9427T	High-Density



D-Sub Non-Ratchet Crimp Tool Crimps Non-Insulated Open Barrel Connectors & Contacts.

Blister No.
24-73733P



D-Sub Crimping Tool for Precision Machined Contacts, 4 Way Indent, Crimps 20-26 AWG with Built-in Contact Locator.

Blister No.
24-8643P



D-Sub Full Cycle Ratchet Crimping Tool with Tension Adjustment Wheel, Crimps 18-22 & 24-30 AWG, Non-Insulated Open Barrel Connectors, D-Sub Contacts.

Blister No.
24-8645P



D-Sub Full Cycle Ratchet Crimping Tool Crimps 10-22 AWG Non-Insulated Open Barrel Connectors, D-Sub & V.35 Contacts.

Blister No.	Replacement Die No.
24-8644P	99-8644

## D-Sub Hardware



Fig. A



Fig. B



Fig. C



Fig. D



Fig. E



Fig. F

Description	Length	Figure	Gender	Part No. (1 Set)	Bulk (50 Sets)
Screw & Retainer	0.31"	A	M	40-98440M	40-98440M-C
Screw & Retainer	0.55"	B	M	40-98441M	40-98441M-C
Hex Female Screw Locks	0.30"	C	F	40-98440F	40-98440F-C
Hex Female Screw Locks	0.50"	D	F	40-98442F	40-98442F-C
Hex Standoff	0.24"	E	F	40-98443N	40-98443N-C
Thumbscrew Set	1.25"	F	M	40-9844T	40-9844T-C

(M) = Male Plug (F) = Female Socket

## D-Sub Stainless Steel Wallplates



D-Sub Wallplates  
Stainless Steel, White

Pins	Single
9	40-9535
15	40-9533
25	40-9531

# D-Subminiature Connectors & Adapters

## 97 Series Solder Style Panel & Cable Mount D-Sub Connectors

Gold-Plated Contacts, Copper Alloy/Gold-Plated Housing on Nickel Thermoplastic Insulator



Part No.	Pins	Gender	Housing
40-9709M	9	M	Copper/Gold
40-9715M	15	M	Copper/Gold
40-9725M	25	M	Copper/Gold
40-9737M	37	M	Copper/Gold
40-9750M	50	M	Copper/Gold



Part No.	Pins	Gender	Housing
40-9709S	9	F	Copper/Gold
40-9715S	15	F	Copper/Gold
40-9725S	25	F	Copper/Gold
40-9737S	37	F	Copper/Gold
40-9750S	50	F	Copper/Gold

## 95 Series Solder Style Panel & Cable Mount D-Sub Connectors

Gold-Plated Contacts, Tin Alloy Housing on Nickel Thermoplastic Insulator



Part No.	Pins	Gender	Housing
40-9509M	9	M	Tin
40-9515M	15	M	Tin
40-9525M	25	M	Tin



Part No.	Pins	Gender	Housing
40-9509S	9	F	Tin
40-9515S	15	F	Tin
40-9525S	25	F	Tin

## 95 Series Solder Style Panel & Cable Mount High Density D-Sub Connectors

Gold-Plated Contacts, Tin Alloy Housing on Nickel Thermoplastic Insulator



Part No.	Pins	Gender	Housing
40-9515HDM	15	M	Tin
40-9526HDM	26	M	Tin




Part No.	Pins	Gender	Housing
40-9515HDS	15	F	Tin
40-9526HDS	26	F	Tin

## IDC Headers & D-Sub Connectors



Dual Row Socket Connectors - Headers (0.01" x 1" Spacing w/Strain Relief)



D-Subminiature Connectors Plastic & Metal

These IDC connectors are constructed of phosphorus bronze contacts, flame retardant thermoplastic, and their insulation meets or exceeds UL-94 V-O.

These connectors are fully interchangeable with competitive Sockets and Headers, and are designed to work with 28 AWG Stranded or 30 AWG Solid Wire.

Part No.	Pins	Part No.	Pins	Gender	Housing
40-8110	10	40-8309S	9	F	Plastic
40-8114	14	40-8309M	9	M	Plastic
40-8116	16	40-8315M	15	M	Plastic
40-8120	20	40-8325S	25	F	Plastic
40-8126	26	40-8325M	25	M	Plastic
40-8134	34	40-8425M	25	M	Metal
40-8140	40				
40-8150	50				

(M) = Male Plug (F) = Female Socket

## D-Sub Hoods



Standard Plastic 'H' Series  
D-Sub Hoods  
includes Mounting Hardware,  
Gray.

Part No.	Pins
40-9709H	9
40-9715H	15
40-9725H	25
40-9737H	37
40-9750H	50



Deluxe Plastic 'HX' Series  
D-Sub Hoods  
includes Mounting Hardware &  
Set Screw to Hold Cable, Gray.

Part No.	Pins
40-9709HX	9
40-9715HX	15
40-9725HX	25



Deluxe Metalized 'HS' Series  
D-Sub Hoods  
includes Mounting Hardware,  
Shield Coating, Silver.


Part No.	Pins
40-9709HS	9
40-9715HS	15
40-9725HS	25



Shielded Metal 'HM' Series  
D-Sub Hoods  
includes Hardware, Silver.

Part No.	Pins
40-9709HM	9
40-9715HM	15
40-9725HM	25

## D-Sub Modular Adapter Kits (1-Piece)



Color: Gray  
Built to USOC Color

Part No.	Mod	D-Sub	Gender	Housing
40-9536M	RJ-12	9	M	1 Piece
40-9536F	RJ-12	9	F	1 Piece
40-9538M	RJ-45	9	M	1 Piece
40-9538F	RJ-45	9	F	1 Piece

Part No.	Mod	D-Sub	Gender	Housing
40-9558M	RJ-45	15	M	1 Piece
40-9558F	RJ-45	15	F	1 Piece

Part No.	Mod	D-Sub	Gender	Housing
40-9586M	RJ-12	25	M	1 Piece
40-9586F	RJ-12	25	F	1 Piece
40-9588M	RJ-45	25	M	1 Piece
40-9588F	RJ-45	25	F	1 Piece

## D-Sub Modular Adapter Kits (2-Piece)



Color: Black  
Built to Nevada Western Color Code

Part No.	Mod	D-Sub	Gender	Housing
40-9528M	RJ-45	9	M	1 Piece
40-9528F	RJ-45	9	F	1 Piece
40-9578M	RJ-45	25	M	1 Piece

## Centronics Connectors



Centronics 50 Pin  
Telco Cable Mount  
Connector Kit (M)

Part No.  
30-4809M



Centronics 50 Pin  
Telco Cable Mount  
Connector Kit (F)

Part No.  
30-4809F

(M) = Male Plug (F) = Female Socket



When computer connectivity is the project at hand, turn to Emerson Network Power Connectivity Solutions. Offering a complete line of computer cables, including USB, RS-232, and IEEE 1284 printer cables, we can get you connected. If it's a LAN that you are setting up, we offer both Category 5E and Category 6 patch cables in assembled and low-profile molded versions. We also offer a wide selection of single mode and multimode fiber jumpers to meet your project requirements. Most standard fiber jumpers are available to ship from stock the same day. Custom Cat5E, Cat6 and fiber LAN cables are always available; just send us your requirements.

## Premium Multi-Coax Monitor



VGA/SVGA Multi-Coax 5 BNC Monitor Cable

Part No.	Length	Conn. 1	Conn. 2
73-6360-6	6 feet	HD15 (M)	5BNC (M)
73-6360-10	10 feet	HD15 (M)	5BNC (M)



VGA/SVGA Multi-Coax Monitor Cable

Part No.	Length	Conn. 1	Conn. 2
30-1511-6	6 feet	HD15 (M)	HD15 (M)
30-1511-10	10 feet	HD15 (M)	HD15 (M)

## VGA/SVGA Monitor Cables



VGA/SVGA Multi-Conductor Video Cable

Part No.	Length	Conn. 1	Conn. 2
30-1506MM	6 feet	HD15 (M)	HD15 (M)
30-1510MM	10 feet	HD15 (M)	HD15 (M)



VGA/SVGA Multi-Conductor Extension Cable

Part No.	Length	Conn. 1	Conn. 2
30-1506MF	6 feet	HD15 (M)	HD15 (F)
30-1510MF	10 feet	HD15 (M)	HD15 (F)

## Universal Serial Bus Cables (USB Ver. 2.0)

These USB cables consist of one pair of 20-28 AWG wire for power distribution (low or full speed) and one pair of 28 AWG wire twisted, with a shield and overall jacket (full speed) for signal distribution.



USB A-B Cable  
Version 2.0

Part No.	Length	Conn. 1	Conn. 2
30-3007-3	3 feet	USB A (M)	USB B (M)
30-3007-6	6 feet	USB A (M)	USB B (M)
30-3007-10	10 feet	USB A (M)	USB B (M)
30-3007-15	15 feet	USB A (M)	USB B (M)



USB A-A Extension Cable  
Version 2.0

Part No.	Length	Conn. 1	Conn. 2
30-3008-6	6 feet	USB A (M)	USB A (F)



USB A-A Cable  
Version 2.0

Part No.	Length	Conn. 1	Conn. 2
30-3006-6	6 feet	USB A (M)	USB A (M)
30-3006-10	10 feet	USB A (M)	USB A (M)
30-3006-15	15 feet	USB A (M)	USB A (M)

(M) = Male Plug (F) = Female Socket

Bi-Directional Parallel Printer Cables



IEEE 1284 Centronics Printer Cable  
18 Pair, 28AWG, Dual-Shielded

Part No.	Length	Conn. 1	Conn. 2
30-1284AB-3	3 feet	DB25 (M)	Cent36 (M)
30-1284AB-6	6 feet	DB25 (M)	Cent36 (M)
30-1284AB-10	10 feet	DB25 (M)	Cent36 (M)



Centronics Printer Cable  
36 Conductor, 28 AWG, Shielded

Part No.	Length	Conn. 1	Conn. 2
30-9506CC	6 feet	Cent36 (M)	Cent36 (M)
30-9510CC	10 feet	Cent36 (M)	Cent36 (M)



Centronics Printer Cable  
25 Conductor, 28 AWG, Shielded

Part No.	Length	Conn. 1	Conn. 2
30-9506MC	6 feet	DB25 (M)	Cent36 (M)
30-9510MC	10 feet	DB25 (M)	Cent36 (M)

Serial & Parallel Extension Cables



Serial & Parallel Extension Cable  
25 Conductor, 28 AWG, Shielded

Part No.	Length	Conn. 1	Conn. 2
30-9506MF	6 feet	DB25 (M)	DB25 (F)
30-9510MF	10 feet	DB25 (M)	DB25 (F)
30-9525MF	25 feet	DB25 (M)	DB25 (F)



DB9 Extension Cable (F)  
Wired Pin to Pin

Part No.	Length	Conn. 1	Conn. 2
30-9506-77	6 feet	DB9 (F)	DB9 (F)
30-9510-77	10 feet	DB9 (F)	DB9 (F)



DB9 Data Extension Cable  
Wired Pin to Pin

Part No.	Length	Conn. 1	Conn. 2
30-9506-99	6 feet	DB9 (M)	DB9 (F)
30-9510-99	10 feet	DB9 (M)	DB9 (F)

D-Sub Switch Boxes & Cables



DB9 Data Switch Cable  
Wired Pin to Pin

Part No.	Length	Conn. 1	Conn. 2
30-9506-88	6 feet	DB9 (M)	DB9 (M)
30-9510-88	10 feet	DB9 (M)	DB9 (M)



D-Sub Manual Data Switches  
Rotary Switch, 2-amp capacity,  
No AC Required, Boxed, Metal

Part No.	Pins	Output
30-9575-2	9	2-Way
30-9585-2	25	2-Way
30-9585-4	25	4-Way



DB25 Data Switch Cable  
25 Conductor, 28 AWG, Shielded

Part No.	Length	Conn. 1	Conn. 2
30-9506MM	6 feet	DB25 (M)	DB25 (M)
30-9510MM	10 feet	DB25 (M)	DB25 (M)
30-9525MM	25 feet	DB25 (M)	DB25 (M)

(M) = Male Plug (F) = Female Socket

# Computer Cables & Adapters Cables

## Serial Modem Cables



External Serial Modem Cable

Part No.	Length	Conn. 1	Conn. 2
30-9506-29	6 feet	DB25 (M)	DB9 (F)
30-9510-29	10 feet	DB25 (M)	DB9 (F)

## D-Sub Gender Changers



Gender Adapter  
DB9 (F) to DB25 (M)

Part No.
30-9516



Gender Adapter  
DB9 (M) to DB25 (F)

Part No.
30-9520




Null Modem Adapter  
DB25 (M) to DB25 (F)

Part No.
30-9521



High Density D-Sub (SVGA)  
Mini Gender Changers & Port Saver

Part No.	Pins	Gender
30-9537	15	F to F
30-9538	15	F to M



D-Sub Mini Gender Changers

Part No.	Pins	Gender
30-9530	9	F to F
30-9531	9	M to M
30-9532	15	F to F
30-9533	15	M to M
30-9534	25	F to F
30-9535	25	M to M

## AC Power Cables



Three Conductor Electrical Equipment  
Cords  
Use with Computer Monitors, Printers,  
Peripheral Devices  
& other Electronic Equipment,  
7 Amp 125 V, 18 AWG.

Part No.
65-3006
65-3010



Panasonic Replacement AC Power Cords, 6 ft.

Part No.	Style
65-403P	Wide

(M) = Male Plug (F) = Female Socket



With a comprehensive line of RF connectors, we can provide a complete connectivity solution. We stock 50 and 75 ohm cables for Audio, Video and Data requirements, including hook-up cables for satellite and CATV installations; RCA cables and adapter cables for TV, DVD and VHS hook-ups; as well as BNC cables for networking and video applications. If not in stock in our warehouse, our custom cable department offers the capability to build any assembled or molded cable to your custom length or configuration, including BNC, 'N' UHF, Mini-UHF, TNC,

## Deluxe RCA Audio Cables with



Deluxe Dual RCA Hook-Up & Dubbing Cables with Gold Connectors, Molded Strain Relief, 75 Ohm, One Video - One Audio, Packaged for Retail Display.

Part No.	Length	Conn. 1	Conn. 2
603DUGP	3 feet	RCA (M)	RCA (M)
606DUGP	6 feet	RCA (M)	RCA (M)
612DUGP	12 feet	RCA (M)	RCA (M)



Deluxe RCA Hook-Up & Dubbing Cables with Gold Connectors, Molded Strain Relief, 75 Ohm, Packaged for Retail Display.

Part No.	Length	Conn. 1	Conn. 2
603RRGP	3 feet	RCA (M)	RCA (M)
606RRGP	6 feet	RCA (M)	RCA (M)



Deluxe Triple RCA Hook-Up & Dubbing Cables with Gold Connectors, Molded Strain Relief, 75 Ohm, One Video - Two Audio, Packaged for Retail Display.

Part No.	Length	Conn. 1	Conn. 2
603DMGP	3 feet	RCA (M)	RCA (M)
606DMGP	6 feet	RCA (M)	RCA (M)
612DMGP	12 feet	RCA (M)	RCA (M)

## RCA Audio/Video/Speaker



RCA (STEREO) Hook-Up & Dubbing Cables Molded Strain Relief, Shielded 75 Ohm, Red & White Color Coded, Packaged for Retail Display.

Part No.	Length	Conn. 1	Conn. 2
6803P	3 feet	RCA (M)	RCA (M)
6806P	6 feet	RCA (M)	RCA (M)
6812P	12 feet	RCA (M)	RCA (M)
6825P	25 feet	RCA (M)	RCA (M)



RCA (AUDIO) Hook-Up Cables Molded Strain Relief, Shielded 75 Ohm, Packaged for Retail Display, Black.

Part No.	Length	Conn. 1	Conn. 2
6706P	6 feet	RCA (M)	RCA (M)
6712P	12 feet	RCA (M)	RCA (M)

(M) = Male Plug (F) = Female Socket



# Audio/Video Cables & Adapters

## Video Cables



**HDMI to HDMI Cables**  
For standard and High-Definition (720 & 1080i) video formats providing up to 5Gbps of bandwidth

Part No.	Length	Conn.1	Conn.2
30-1611-1	1 meter	HDMI (M)	HDMI (M)
30-1611-2	2 meter	HDMI (M)	HDMI (M)
30-1611-3	3 meter	HDMI (M)	HDMI (M)
30-1611-5	5 meter	HDMI (M)	HDMI (M)



**HDMI to DVI-D Single Link Cables**  
Designed for high-resolution video formats for connection of PC and Video components

Part No.	Length	Conn.1	Conn.2
30-1612-1	1 meter	HDMI (M)	DVI (M)
30-1612-2	2 meter	HDMI (M)	DVI (M)
30-1612-3	3 meter	HDMI (M)	DVI (M)
30-1612-5	5 meter	HDMI (M)	DVI (M)



**SVHS Video Cables**  
Molded Strain Relief, 4-Pin Mini-Din, Black

Part No.	Length	Conn. 1	Conn. 2
6SVHS-6P	6 feet	MD4 (M)	MD4 (M)
6SVHS-10P	10 feet	MD4 (M)	MD4 (M)
6SVHS-15P	15 feet	MD4 (M)	MD4 (M)
6SVHS-25P	25 feet	MD4 (M)	MD4 (M)
6SVHS-50P	50 feet	MD4 (M)	MD4 (M)

## Audio Cables & Adapters



'Y' Adapter  
(1) RCA Plug (M) to  
(2) RCA Jacks (F)

Part No.  
19-1671P



'Y' Adapter  
(2) RCA Plugs (M) to  
(1) RCA Jack (F)

Part No.  
19-1673P



'Y' Adapter  
Stereo 3.5 mm Mini-Plug  
(M) to (2) RCA Plugs (M)

Part No.  
19-1670P



'Y' Adapter  
Stereo 3.5 mm Mini-Plug  
(M) to (2) RCA Jacks (F)

Part No.  
19-1672P



Stereo Adapter Cable  
3.5 mm Plug (M) to  
RCA Plug (M)

Part No.  
19-1640P



Stereo Adapter Cable  
3.5 mm Plug (M) to  
3.5 mm Plug (M)

Part No.  
19-1645P



'F' Jack (F) to  
3.5 mm Plug (M)

Part No.  
25-7540



3.5 mm (M) to  
RCA Jack (F)

Part No.  
25-7560



1/4" Stereo Jack (F)  
to 3.5 mm Plug (M)

Part No.  
19-1701



1/4" Stereo Plug (M)  
to 3.5 mm Jack (F)

Part No.  
19-1706

(M) = Male Plug (F) = Female Socket

75 Ohm 'F' to 'F' Hook-Up Cables for MATV/CATV/SATV/VCR/



F-59 Hook-Up Cable with Gold Connectors Molded Strain Relief, 75 Ohm, Packaged for Retail Display.

Part No.	Length	Conn. 1	Conn. 2
612FFGP	12 feet	F (M)	F (M)
615FFGP	15 feet	F (M)	F (M)



F-59 Hook-Up Cable with Molded Strain Relief 75 Ohm, Bulk Packaged.

Part No.	Length	Conn. 1	Conn. 2
603FFBBU	3 feet	F (M)	F (M)



RG-59 Hook-up Cables with Molded Strain Relief 75 Ohm, Packaged for Retail Display.

White	Length	Black	Conn. 1	Conn. 2
-----	6 inches	666FFPB	F (M)	F (M)
601FFP	1 feet	601FFPB	F (M)	F (M)
602FFP	2 feet	-----	F (M)	F (M)
603FFP	3 feet	603FFPB	F (M)	F (M)
606FFP	6 feet	606FFPB	F (M)	F (M)
612FFP	12 feet	612FFPB	F (M)	F (M)
-----	15 feet	615FFPB	F (M)	F (M)
625FFP	25 feet	625FFPB	F (M)	F (M)
650FFP	50 feet	650FFPB	F (M)	F (M)
675FFP	75 feet	675FFPB	F (M)	F (M)
6100FFP	100 feet	6100FFPB	F (M)	F (M)



F-59 Hook-Up Cable with Gold 'Quick Disconnect' Push-On Connectors Molded Strain Relief, 75 Ohm, Packaged for Retail Display.

Part No.	Length	Conn. 1	Conn. 2
603QQGP	3 feet	F (M)	F (M)
606QQGP	6 feet	F (M)	F (M)
612QQGP	12 feet	F (M)	F (M)



RG-6 Hook-up Cables with Molded Strain Relief 75 Ohm, Packaged for Retail Display.

White	Length	Black	Conn. 1	Conn. 2
6-3FFP	3 feet	6-3FFPB	F (M)	F (M)
6-6FFP	6 feet	6-6FFPB	F (M)	F (M)
6-12FFP	12 feet	6-12FFPB	F (M)	F (M)
6-25FFP	25 feet	6-25FFPB	F (M)	F (M)

Call today for pricing and availability on any custom length RG-59 or RG-6 'F' cable assemblies.

Silver Satin Flat Cables



Modular Data Extension Cords (M) to (M) Plugs, Straight-Wired

Part No.	Length	Color	Conductors
30-4PP7	7 feet	Gray	6P4C (RJ-11)
30-4PP15	15 feet	Gray	6P4C (RJ-11)
30-4PP25	25 feet	Gray	6P4C (RJ-11)
30-6PP7	7 feet	Gray	6P4C (RJ-12)
30-6PP15	15 feet	Gray	6P6C (RJ-12)
30-6PP25	25 feet	Gray	6P6C (RJ-12)
30-8PP7	7 feet	Gray	8P8C (RJ-45)



Modular Telephone Extension Cord (M) to (M) Plugs, Cross-Wired

Part No.	Length	Color	Conductors
32-1414	7 feet	Gray	6P4C (RJ-11)
32-1434	15 feet	Gray	6P4C (RJ-11)
32-1454	25 feet	Gray	6P4C (RJ-11)
32-6PP7	7 feet	Gray	6P6C (RJ-12)
32-6PP15	15 feet	Gray	6P6C (RJ-12)
32-6PP25	25 feet	Gray	6P6C (RJ-12)

Coaxial LAN & Video Cables



BNC Cable Assemblies Shielded BNC (M) to BNC (M), Black

50 Ohm	Length	75 Ohm
RG-58		RG-59
6035BBP	3 feet	603BBP
6065BBP	6 feet	606BBP
6012BBP	12 feet	612BBP
6025BBP	25 feet	625BBP
-----	50 feet	650BBP
-----	75 feet	675BBP

(M) = Male Plug (F) = Female Socket

## Custom Made Coaxial Cables



As part of the Emerson Network Power Connectivity Solutions, we offer a wide selection of quality cables and jumpers in most connector styles and lengths. With production capabilities in USA, Mexico and Asia, we offer our customers the flexibility of quick turn assembled and molded cables in all styles and configurations, including Cat5E/6 jumpers, telco cables, Coaxial LAN, D-Sub, Audio/Video cables and many more.



**RG-59 Audio & Video BNC to BNC Cables**  
Constructed of RG-59, 75 Ohm, 80% Braid, 22 AWG Stranded Cable, Matching Colored Boots & Cable.

Length	Black Part No.	Blue Part No.	Green Part No.	Red Part No.	Yellow Part No.
3 feet	73-6310-3	73-6311-3	73-6312-3	73-6313-3	73-6314-3
6 feet	73-6310-6	73-6311-6	73-6312-6	73-6313-6	73-6314-6
10 feet	73-6310-10	73-6311-10	73-6312-10	73-6313-10	73-6314-10
25 feet	73-6310-25	73-6311-25	73-6312-25	73-6313-25	73-6314-25



**RG-59 Audio & Video RCA to RCA Cables**  
Constructed of RG-59, 75 Ohm, 80% Braid, 22 AWG Stranded Cable, Matching Colored Boots & Cable.

Length	Black Part No.	Blue Part No.	Green Part No.	Red Part No.	Yellow Part No.
3 feet	73-7410-3	73-7411-3	73-7412-3	73-7413-3	73-7414-3
6 feet	73-7410-6	73-7411-6	73-7412-6	73-7413-6	73-7414-6
10 feet	73-7410-10	73-7411-10	73-7412-10	73-7413-10	73-7414-10
25 feet	73-7410-25	73-7411-25	73-7412-25	73-7413-25	73-7414-25



**RG-58 Thin Ethernet BNC to BNC Cables**  
Constructed of 50 Ohm, 95% Braid & 100% Foil Shield Cable, 20 AWG Stranded (Belden 9907 Equivalent), Black PVC Cable.

Length	Black Boots Part No.	Blue Boots Part No.	Green Boots Part No.	Red Boots Part No.	Yellow Boots Part No.
3 feet	73-6340-3	73-6361-3	73-6362-3	73-6363-3	73-6364-3
6 feet	73-6340-6	73-6361-6	73-6362-6	73-6363-6	73-6364-6
10 feet	73-6340-10	73-6361-10	73-6362-10	73-6363-10	73-6364-10
25 feet	73-6340-25	73-6361-25	73-6362-25	73-6363-25	73-6364-25

**As with all of our custom built cables, additional sizes are always available!**

**RG-58AU & RG-58 Thin Ethernet BNC to BNC Cables**  
Constructed of RG-58AU, 50 Ohm, 95% Braid, 20 AWG Stranded Cable (Belden 8219 Equivalent), Black PVC Cable.

Length	Black Boots Part No.	Blue Boots Part No.	Green Boots Part No.	Red Boots Part No.	Yellow Boots Part No.
3 feet	73-6300-3	73-6351-3	73-6352-3	73-6353-3	73-6354-3
6 feet	73-6300-6	73-6351-6	73-6352-6	73-6353-6	73-6354-6
10 feet	73-6300-10	73-6351-10	73-6352-10	73-6353-10	73-6354-10
25 feet	73-6300-25	73-6351-25	73-6352-25	73-6353-25	73-6354-25

(M) = Male Plug (F) = Female Socket

Other Custom Made Cables



LAN Crossover Patch Cables  
4 Pair UTP, 24 AWG Stranded, RJ-45 to RJ-45, EIA568B, with Matching Colored Boots & Cable (unless otherwise specified).

Length	Cat 5E-350 MHz	Cat 6-500 MHz
3 feet	74-778_X-3	74-888_X-3
7 feet	74-778_X-7	74-888_X-7
10 feet	74-778_X-10	74-888_X-10
14 feet	74-778_X-14	74-888_X-14
25 feet	74-778_X-25	74-888_X-25
50 feet	74-778_X-50	74-888_X-50

Colors: ' \_ '= 0-Gray, 1-Black, 2-Blue, 3-Green, 4-Red, 5-Yellow, 6-White,



25 Pair TELCO Cable Assemblies  
AMP 50 Pin Centronics Connector, 25 Pair, 24 AWG, USOC Wired

Length	(M) to (M)	(M) to (F)
6 feet	73-6930-6	73-6940-6
10 feet	73-6930-10	73-6940-10
25 feet	73-6930-25	73-6940-25
50 feet	73-6930-50	73-6340-50



V.35 Cable Assemblies  
V.35 to V.35 using 18 1/2 Pair Low Capacitance Dual Shielded Cable

Length	(M) to (M)	(M) to (F)
6 feet	73-6500-6	73-6510-6
10 feet	73-6500-10	73-6510-10
25 feet	73-6500-25	73-6510-25
50 feet	73-6500-50	73-6510-50

Call today for pricing and availability on any custom cable assemblies. Most name brand and equivalent connector styles are available to build to your configuration



DB-9 to DB-9, D-Subminiature Cables  
Fully loaded using 4 1/2 Pair, Dual Shield, Low Capacitance Cable.

Length	(M) to (M) Part No.	(M) to (F) Part No.	(F) to (F) Part No.
6 feet	73-6210MM-6	73-6210MF-6	73-6210FF-6
10 feet	73-6210MM-10	73-6210MF-10	73-6210FF-10
25 feet	73-6210MM-25	73-6210MF-25	73-6210FF-25
50 feet	73-6210MM-50	73-6210MF-50	73-6210FF-50



DB-15 to DB-15, D-Subminiature Cables  
Fully loaded using 7 1/2 Pair, Dual Shield, Low Capacitance Cable.

Length	(M) to (M) Part No.	(M) to (F) Part No.	(F) to (F) Part No.
6 feet	73-6220MM-6	73-6220MF-6	73-6220FF-6
10 feet	73-6220MM-10	73-6220MF-10	73-6220FF-10
25 feet	73-6220MM-25	73-6220MF-25	73-6220FF-25
50 feet	73-6220MM-50	73-6220MF-50	73-6220FF-50



DB-25 to DB-25, D-Subminiature Cables  
Fully loaded using 12 1/2 Pair, Dual Shield, Low Capacitance Cable.

Length	(M) to (M) Part No.	(M) to (F) Part No.	(F) to (F) Part No.
6 feet	73-6230MM-6	73-6230MF-6	73-6230 FF-6
10 feet	73-6230MM-10	73-6230MF-10	73-6230 FF-10
25 feet	73-6230MM-25	73-6230MF-25	73-6230 FF-25
50 feet	73-6230MM-50	73-6230MF-50	73-6230 FF-50

(M) = Male Plug (F) = Female Socket



## Fiber Optic Patch Cables

We offer a wide selection of quality fiber jumpers in most connector styles and lengths through our Optical division. Warehoused in Maryland, most standard configurations can be shipped same day. Custom lengths and configurations can be manufactured and shipped with a slightly longer lead time.

### Multimode Patch Cord Styles

#### Insertion Loss

Connector	Cable Type	Polish Type	Typical	Max
FCA SC	50/125 μm, 62.5/125 μm	PC	<=-0.2	<=-0.35
FCA ST	50/125 μm, 62.5/125 μm	PC	<=-0.2	<=-0.35
SC	50/125 μm, 62.5/125 μm	PC	n/a	<=-0.5
ST	50/125 μm, 62.5/125 μm	PC	n/a	<=-0.5
FC	50/125 μm, 62.5/125 μm	PC	n/a	<=-0.5
LC	50/125 μm, 62.5/125 μm	PC	n/a	<=-0.5
MU	50/125 μm, 62.5/125 μm	PC	n/a	<=-0.5
MT-RJ	50/125 μm, 62.5/125 μm	Flat	n/a	<=-0.5
MTP	62.5/125 μm	Flat	n/a	<=-0.5
FDDI	62.5/125 μm	PC	n/a	<=-0.5
Escon	62.5/125 μm	PC	n/a	<=-0.5
D4	62.5/125 μm	PC	n/a	<=-0.5
Optiplug	62.5/125 μm	PC	n/a	<=-0.5
Optjack	62.5/125 μm	PC	n/a	<=-0.5
Min BNC	62.5/125 μm	PC	n/a	<=-0.5
Biconic	62.5/125 μm	PC	n/a	<=-1.30
SMA 905	62.5/125 μm	PC	n/a	<=-1.30
SMA 906	62.5/125 μm	PC	n/a	<=-1.30

Call today for pricing and availability on our wide selection of standard length jumpers. Custom lengths and connector configurations are always available!



Standard Fiber Jumper	Single mode	Multimode	Multimode
Cable Specifications	8.3/125 μm	62.5/125 μm	50/125 μm
Buffer material	PVC	PVC	PVC
Buffer OD	900 μm	900 μm	900 μm
Jacket material	PVC	PVC	PVC
Jacket OD	3.0 mm	3.0 mm	3.0 mm
Jacket color	Yellow	Orange	Orange
Attenuation	1.0 db/km @1310 nm	3.75 db/km @850 nm	3.75 db/km @850 nm
Attenuation	75 db/km @1550 nm	1.5 db/km @1310 nm	1.5 db/km @1310 nm
Min. bandwidth	----	160 kHz/km @850 nm	160 kHz/km @850 nm
Min. bandwidth	----	500 kHz/km @1310 nm	500 kHz/km @1310 nm
Serial Gigabit Ethernet Distance (m)	----	----	850 nm/1300 nm 600/600
Serial 10 Gigabit Ethernet Distance (m)	----	----	850 nm/1300 nm 82/-
Maximum tensile load	100 N/cm	100 N/cm	Maximum tensile load 100 N/cm
Loaded min. bend radius	5 cm	5 cm	Loaded min. bend radius 5 cm
Unloaded min. bend radius	3 cm	3 cm	Unloaded min. bend radius 3 cm
Crush resistance	750 N/cm	750 N/cm	Crush resistance 750 N/cm
Impact resistance	1,000 cycles	1,000 cycles	Impact resistance 1,000 cycles
Flex resistance	5,000 cycles	5,000 cycles	Flex resistance 5,000 cycles



Our LAN patch cables are designed and tested to meet and exceed ANSI/TIA-568-B.2 Category 5E and ANSI/TIA-568-B.2-1 Category 6 industry standards. Available in assembled and molded low-profile boots, we offer a wide selection of 10 standard colors and 9 standard lengths. These cables are constructed of 24 AWG unshielded twisted pair 350 MHz and 500 MHz UL cable, and are stocked in our centrally located warehouse in Waseca, Minnesota.

In addition, our custom cable department is ready and able to build any custom length or special configuration LAN cable in all 10 standard colors, including crossover and shielded twisted pair patch cables. Private labeling and packaging are always available,

## Category 5E & 6 Patch Cables



### Features:

- Cables are designed with 50u" Gold-Plated Modular Plugs
- Molded Cables have a Flexible Low-Profile Snagless Strain Relief
- Cat5E Cables are constructed of UL 350 MHz 24 AWG UTP Cable
- Cat6 Cables are constructed of UL 500 MHz 24 AWG UTP Cable
- All Cables are Retail Packaged with UPC-A Barcode
- ETL Tested & Verified to Category 5E and Category 6 Standards



ASSEMBLED

### Category 5E Assembled Patch Cables

These assembled type cables are constructed of Stranded 350 MHz UL Cable, Category 5E rated RJ-45 Plugs, and are built to the EIA568B standard configuration. (Example: Assembled, Green, 10 ft. = p/n 73-7773-10.)

Length	Cat5E	Cat5E	Cat6
	Assembled	Molded & Booted	Molded & Booted
1 ft.	Part No. 73-777x-1	Part No. 73-779x-1	Part No. 73-889x-1
3 ft.	73-777x-3	73-779x-3	73-889x-3
5 ft.	73-777x-5	73-779x-5	73-889x-5
7 ft.	73-777x-7	73-779x-7	73-889x-7
10 ft.	73-777x-10	73-779x-10	73-889x-10
14 ft.	73-777x-14	73-779x-14	73-889x-14
25 ft.	73-777x-25	73-779x-25	73-889x-25
50 ft.	73-777x-50	73-779x-50	73-889x-50
100 ft.	73-777x-100	73-779x-100	73-889x-100

X=Colors 0 (Gray), 1 (Black), 2 (Blue), 3 (Green), 4 (Red), 5 (Yellow), 6 (White), 7 (Orange),

Custom length assembled patch cables and crossover cables are also available with or without boots in all standard colors, as well as in pink, purple and orange, upon request.



MOLDED

### Category 6 Molded Patch Cables

Designed with a low profile molded boot, these cables are constructed of Stranded 500 MHz UL Cable, Category 6 rated RJ-45 Plugs, and are built to the EIA568B standard configuration. (Example: Molded, Black, 3 ft. = p/n 73-8891-3.)

### Category 5E Molded Patch Cables


Designed with a low profile molded boot, these cables are constructed of Stranded 350 MHz UL Cable, Category 5E rated RJ-45 Plugs, and are built to the EIA568B standard configuration. (Example: Molded, Gray, 7 ft. = p/n 73-7790-7.)



These premium quality UL listed modular plugs are manufactured in the USA to meet or exceed the high data transmission standards required by current voice and data communication standards. They are designed to work with most standard crimp tools, as well as the complete line of **Emerson** crimp tools as found on page 52. These connectors are available in 4, 6, 8 and 10 pin versions, and the gold contacts consist of 50 micro-inch gold plating, and are built to work with both solid and stranded

## Modular Plugs

### Features:

- 50 micro-inch Gold-Plated contacts
- Easy Installation with most Crimp Tools
- UL Listed & Certified 
- Made in U.S.A.



Part No.	Figure	RJ-11 (6p4c)	RJ-12 (6p6c)	RJ-45 (8p8c)	CAT5	CAT5e	CAT6	Straight	Offset	Load Bar	Solid	Stranded	Flat	Round	Unshielded
32-5964UL	A	Handset Plug RJ-22 (4p4c)			✓			✓			✓	✓	✓	✓	✓
32-5954UL	B	✓			✓			✓			✓	✓	✓		✓
32-5994UL	B	✓			✓			✓			✓	✓		✓	✓
32-5956UL	C				✓			✓			✓	✓	✓		✓
32-5996UL	C		✓		✓			✓			✓	✓		✓	✓
32-2098UL	F			✓	✓			✓			✓	✓		✓	Shielded
32-5958UL	D			✓	✓			✓			✓	✓	✓		✓
32-5998UL	D			✓	✓			✓			✓	✓		✓	✓
32-5998EUL	D			✓		✓		✓	✓		✓	✓		✓	✓
32-2198UL	D			✓		✓		✓		✓	✓	✓		✓	✓
32-6198UL	D			✓			✓	✓	✓	✓	✓	✓		✓	✓
(Works with Belden 1872A and Bonded Cat6 7881)															
32-5910UL	E			U-45 (10p10p)	✓			✓			✓	✓		✓	✓



Cat5E & Cat6 Stranded Patch Cable 4 pair, 24 AWG Unshielded, EIA/TIA 568, 1,000 ft. 'Reel in Box' with cable length markings.



Flat Silver Satin Telephone and Computer Equipment Wire 28 AWG, Stranded Wire, Spool, Gray



Colored Snagless Boots for RJ-45 8 Conductor Shielded and Unshielded Modular Plugs.

Cat5E (350 MHz)	Cat6 Color	Part No.
65-9580	Gray	65-9680
65-9581	Black	65-9681
65-9582	Blue	65-9682
65-9583	Green	65-9683
65-9584	Red	65-9684
65-9585	Yellow	65-9685
65-9586	White	65-9686
65-9587	Orange	65-9687
65-9588	Pink	65-9688
65-9589	Purple	65-9689

Part No.	Cond.	Length	Listing
65-TF254C	4	500 feet	non-UL
65-TF224M	4	1,000 feet	non-UL
65-TF256C	6	500 feet	non-UL
65-TF226M	6	1,000 feet	non-UL
65-TF258C	8	500 feet	non-UL
65-TF228M	8	1,000 feet	non-UL
65-TF264M	4	1,000 feet	UL Listed
65-TF266M	6	1,000 feet	UL Listed
65-TF268M	8	1,000 feet	UL Listed

Color	Round
Gray	30-2900GY
Black	30-2900BK
Blue	30-2900BU
Green	30-2900GN
Red	30-2900RE
Yellow	30-2900YE
White	30-2900WH

Telephone Butt



UR Connector  
3 Ports for 2 or 3 Wire Connections, for 19-26 AWG Wire.

Part No.  
32-5001



UY Connector  
Bundle Splice for 2 Wire Connections, for 22-26 AWG Wire.

Part No.  
32-5002



UB Connector  
Space Saving Tap Connector to tap into existing wire without interruption, for 22-26 AWG Wire.

Part No.  
32-5003



B-Wire Connector  
Splices 17 AWG Bare and 22 AWG Insulated Wire.

Part No.	Quantity
32-6000M	1,000 per pack
32-6001C	100 per pack

Modular Couplers & Adapters



Shielded Cat5e RJ-45 Modular In-Line Coupler Straight Wired

Part No.	Color
30-9242	Nickel Plated



Unshielded Modular Duplex Adapter for splitting Voice, Modem, Fax and Data Lines.

Part No.	Color	Pins
32-1014	Ivory	4
32-1014W	White	4
32-1016	Ivory	6
32-1016W	White	6
32-1018	Ivory	8
32-1018W	White	8



Unshielded Modular In-Line Coupler Cross Wired for Voice Applications.

Part No.	Color	Pins
32-1004	Ivory	4
32-1004W	White	4
32-1006	Ivory	6



Unshielded Cat5e Panel Mount RJ-45 Modular In-Line Coupler Wired Straight for Data Applications.

Part No.	Color	Pins
30-9344G	Gray	8
30-9344B	Black	8
30-9344W	White	8
30-9344 I	Ivory	8



RJ-11 Three-Way Modular Adapter

Part No.	Color	Pins
32-1044	Ivory	4



Unshielded Modular In-Line Coupler Wired Straight for Data Applications.

UL Part No.	Color	Pins
30-1004UL	Ivory	4
30-1006UL	Ivory	6
30-1008KUL	Ivory	8

Modular Tools



4" UTP Stripping Tool  
Strips 2, 4, 6 & 8 cond. Flat or Round Cable Solid and Stranded from 3.5 mm-9 mm.

Part No.  
24-7740P



Modular Crimping Tool  
Crimps & Strips 4, 6, 8 & 8 Keyed Modular Plugs, also works on AMP & Stewart Connectors.

Part No.	Style
24-4680P	Non-Ratchet
24-4680RP	Ratchet



Pro-Series Impact Punch Down Tool  
Has a 66 & 110 Blade, a Twist Lock Mechanism, and Adjustable Impact Control.

Part No.  
24-418P



LANtest Remote Cable Tester  
Tests Pinout & Continuity for 4,6 & 8 pin USOC, RJ-45 568 A&B and Thinnet BNC Connections.

Part No.  
24-517



### Keystone Wallplates



Standard Series Keystone Wallplates  
Plastic, Individually Retail Packaged

Ports	Ivory	White
1 Port	30-9209	30-9429
2 Port	30-9210	30-9420
3 Port	30-9211	30-9421
4 Port	30-9223	30-9423
6 Port	30-9212	30-9422

### Keystone Jacks


Cat5E RJ-45 Keystone Jacks (8p8c) each 110 IDC is color coded for EIA 568A & 568B termination and each jack is designed to fit in any standard keystone wallplate or surface mount box.

90°	180°	Color
30-7511	30-7711	Black
30-7512	30-7712	Blue
30-7513	30-7713	Green
30-7514	30-7714	Red
30-7515	30-7715	Yellow
30-7516	30-7716	White
30-7517	30-7717	Orange
30-7518	30-7718	Ivory
-----	30-7719	Gray



90 Cat3 Tool-less Keystone USOC Jacks (Voice - 6p6c)

Part No	Color
30-9201	Black
30-9201BU	Blue
30-9201RE	Red
30-9201WH	White
30-9201 IV	Ivory



Shielded CAT5E RJ-45 Keystone Jacks (8p8c)

Part No.
33-7720

### Keystone Inserts



Keystone Blank Filler Insert

Part No.	Color
30-9213	Ivory
30-9213W	White



Unshielded Cat 5e RJ-45 Keystone Feed Through Adapter

Part No	Color
30-9344B	Black
30-9344I	Ivory
30-9344G	Gray
30-9344W	White



Unshielded Cat 4 RJ-45 Keystone Feed Through Adapter Black

Part No.
30-9240



Our Patch Panels and Keystone Jacks are designed to provide a high reliability in data transmissions meeting or exceeding UL and EIA/TIA specifications. Each 110 IDC is color-coded for EIA 568A and 568B termination and each panel is individually boxed and includes 110 IDC dust caps, mounting screws and a disposable 110 IDC termination tool. Our Keystone Jacks and inserts are designed to fit in any standard keystone wallplate or surface mount box. Also see our complete offering of preassembled modular telephone wallplates and biscuit blocks on page 44.

### Category 5E Patch Panels

These patch panels are designed to provide a high reliability in data transmissions meeting or exceeding UL and EIA/TIA specifications.

Each 110 IDC is color coded for EIA 568A & 568B termination, and each panel is individually boxed and includes 110 IDC dust caps, mounting screws, and a disposable 110 IDC termination tool.



19" Rack Mount Cat5E Patch Panels  
RJ-45/110 IDC, EIA 568A/B

Part No.	Ports	Description
30-7422AB	16 Port Cat5e	1.75" x 19"
30-7424AB	24 Port Cat5e	1.75" x 19"
30-7448AB	48 Port Cat5e	3.50" x 19"



Vertical Wall Mount w/Bracket  
RJ-45/110 IDC, EIA 568A/B

Part No.	Ports
30-8412AB	12 Port Cat5e


### 66 Block & Bracket

These 66 blocks are designed for termination of all voice, fax and modem lines in the closet where reliability is a necessity. These blocks meet or exceed voice grade specifications, terminate 22 to 26 AWG cross connect wire, and wall mount on our standard 89B bracket.



Part No.	Description
30-5760	50 Pair - 66 Block
30-5765	89B Mounting Bracket

### Mounting Hardware



Hinged Wallmount Patch Panel Bracket  
5" depth, EIA/TIA Threaded Hole Pattern, Metal, Black

Part No.	Ports	H	W	D
30-5620	12, 16, 24	1.75"	19"	5"
30-5624	32, 48	3.5"	19"	5"
30-5648	96	7.0"	19"	5"
30-5696	128	8.75"	19"	5"



Hinged Wallmount Patch Panel Bracket  
12" depth, EIA/TIA Threaded Hole Pattern, Metal, Black

Part No.	Ports	H	W	D
30-5648-12	96	7.0"	19"	12"

## Modular Surface Mount Boxes



Single Port Surface Mount Box  
Category 4 Screw Termination,  
Bottom Entry Wiring

Part No.	Color	Pins
32-2034	Ivory	4
32-2034W	White	4
32-2036	Ivory	6
32-2036W	White	6
32-2038	Ivory	8
32-2038W	White	8



Category 5E Surface Mount Boxes  
PC Board Design, RJ-45/110 IDC, EIA  
568A & 568B Termination, Plastic  
Housing

Part No.	Ports	Color	Pins
30-5198ABi	1 Port	Ivory	8
30-5198ABW	1 Port	White	8
30-5298ABi	2 Port	Ivory	8
30-5298ABW	2 Port	White	8



Dual Cat4 RJ-45 Surface Box  
4 or 8 Conductor Screw Termination

Part No.	Color	Pins	Termination
32-2234	Ivory	8	8 Screws
32-2234W	White	8	8 Screws

Single RJ-31X Surface Jack  
8 Position with Shorting Bar,  
Screw Termination



Part No.	Color	Pins
32-2058K	Ivory	8

Single Port RJ-11 Surface Box  
Rear Entry Wiring, Screw  
Termination



Part No.	Color	Pins
32-2044	Ivory	4
32-2044W	White	4

## Modular Telephone Wallplates



Wallmount Telephone RJ-11 Wallplate

Part No.	Color	Pins	Blister No.
32-1224	Ivory	4	31-1224P
32-1224W	White	4	
31-1224WP			



Single Port Cat 4 Voice & Data Wallplates  
Standard Finish

Part No.	Color	Pins
32-1204	Ivory	4
32-1204W	White	4



Single Port Category 4 Telephone Wallplate  
Smooth Finish

Part No.	Color	Pins
32-1205	Ivory	4
32-1205W	White	4



Dual Port Telco & CATV Wallplate  
RJ-11 & F-81, Standard Finish

Part No.	Color	Pins
32-1324	Ivory	4
32-1324W	White	4




Dual Port Cat 4 Voice & Data Wallplates  
Standard Finish

Part No.	Color	Pins
32-1214	Ivory	4
32-1214W	White	4



We offer the most complete line of active and passive CATV inter-connection devices from one distribution point. From digital splitters to miniature drop amplifiers to CATV termination accessories, our products are built to meet the specifications and expectations of your local cable carrier, as well as the home installer. If you don't see the accessory that you need, please call us because chances are that we have it in stock!

### CATV Economy Splitters



CATV Economy Splitters  
5 MHz to 900 MHz

Features epoxy sealed back plate providing weatherproof protection. Port spacing allows for easy installation of security shields, and each comes complete with a grounding screw.

Part No.	Ports	Style	Bandwith	Isolation Loss	Insertion Loss
11-4120	2-Way	Horizontal	5 MHz - 900 MHz	20db	3.5db
11-4130	3-Way	Horizontal	5 MHz - 900 MHz	20db	6.5db/1@3.5db
11-4140	4-Way	Horizontal	5 MHz - 900 MHz	30db	6.5db
11-4060	6-Way	Vertical	5 MHz - 900 MHz	30db	10db
11-4080	8-Way	Vertical	5 MHz - 900 MHz	30db	10db

### CATV Splitters - 5 MHz to 900



CATV 2-Way, Mini-Splitter  
5 MHz to 900 MHz

Part No.  
11-4110

Features epoxy sealed back plate. DC Passive 'T' style mini-housing designed for tight spaces. Horizontal port layout.

Isolation loss: 20db  
Insertion Loss: 3.5db



Power Passing VHF Splitters  
5 MHz to 900 MHz

AC/DC Power Path clearly marked from Input to Output and AC/DC Power Path via Induction from Input to 1 Output. Power Blocking from Input to all Remaining Outputs.

Part No.	Ports	Style	Bandwith	Isolation Loss	Insertion Loss
11-4820	2-Way	Horizontal	5 MHz - 900 MHz	30db	3.5db
11-4830	3-Way	Horizontal	5 MHz - 900 MHz	30db	6.5db/1@3.5db
11-4840	4-Way	Horizontal	5 MHz - 900 MHz	30db	6.5db

## Viewsonics™ Digital Couplers/Drop



Digital Ready Indoor/Outdoor Coupler & Drop Taps  
5 MHz to 1 GHz

These high isolation Power Passing Drop Taps, are constructed of precision machined 'F' connectors, mounted on a quality Zinc alloy diecast housing. A tin-plated and solder-sealed backplate provide over 110db RFI shielding and a high degree of anticorrosion protection. Available in Wallplate and 'T' type

DT (T-Type)	DTW (Wallplate)	In	Out	Tap	Tap Value
VSDDT4	VSDPDCW4	1	1	1	4db
VSDDT6	VSDPDCW6	1	1	1	6db
VSDDT8	VSDPDCW8	1	1	1	8db
VSDDT9	VSDPDCW9	1	1	1	9db
VSDDT10	VSDPDCW10	1	1	1	10db
VSDDT14	VSDPDCW14	1	1	1	14db
VSDDT18	VSDPDCW18	1	1	1	18db

## Power Passing Drop Taps - 5 MHz to 900

High Isolation Power Passing Drop Taps, 82 Channel UHF/VHF/FM , low loss, plated metal housing with hole for mounting, vertical port



Part No.	In	Out	Tap	Isolation
11-4310-12	1	1	1	12db
11-4310-17	1	1	1	17db
11-4310-23	1	1	1	23db



Part No.	In	Out	Tap	Isolation
11-4320-12	1	1	2	12db
11-4320-17	1	1	2	17db
11-4320-23	1	1	2	23db



Part No.	In	Out	Tap	Isolation
11-4340-12	1	1	4	12db
11-4340-17	1	1	4	17db
11-4340-23	1	1	4	23db

## Blocking Coupler & A/B Slide Switch



'F' Voltage Blocking Coupler  
Blocks DC and Low Frequency AC Power-  
Bandwidth: DC to 1 GHz,  
Return Loss 25db, (M) to (F).

Part No.  
25-7901



A/B Slide Switch  
(2 to 1) or (1 to 2) use for  
75 Ohm 'F' Hook-up cable.  
Allows quick selection of  
Cable, TV, Antenna or VCR.  
60db isolation.

Part No.  
15-5020

CATV 12- & 16-Way Splitters - 5 MHz to 1



CATV Platinum Plus Splitter  
Vertical, 5 MHz to 1 GHz

Features solder sealed back plate providing 130db RF shielding, a printed circuit design that ensures performance up to 1 GHz, and a specially plated Zinc housing allows for excellent corrosion resistance. Port spacing allows for easy installation of security shields, and each comes complete with a grounding screw.

Part No.	Ports	Housing	Bandwith	Port to Port Isolation	Insertion Loss
VSPSREP12	12-Way	Vertical Ports	5 MHz - 1 GHz	22db	14db
VSPSREP16	16-Way	Vertical Ports	5 MHz - 1 GHz	25db	15.5db

CATV Digital Splitters - 5 MHz to 1



CATV Digital Ready Splitters  
Vertical, 5 MHz to 1 GHz  
Features solder sealed back plate providing 130db RF shielding, a printed circuit design that ensures performance up to 1 GHz, and a specially plated Zinc housing and 360° port sealing sleeves allow for excellent corrosion resistance. Port spacing allows for easy installation of security shields, and each comes complete with a



CATV Digital Ready Splitters  
Horizontal, 5 MHz to 1 GHz  
Features solder sealed back plate providing 130db RF shielding, a printed circuit design that ensures performance up to 1 GHz, and a specially plated Zinc housing and 360° port sealing sleeves allow for excellent corrosion resistance. Port spacing allows for easy installation of security shields, and each comes complete with a

Part No.	Ports	Housing	Bandwith	Port to Port Isolation	Insertion Loss	Part No.	Ports	Housing	Bandwith	Port to Port Isolation	Insertion Loss
VS2WDSV	2-Way	Vertical Ports	5 MHz - 1 GHz	32db	4.3db	VS2WDS	2-Way	Horizontal Ports	5 MHz - 1 GHz	32db	4.3db
VS3WDSV	3-Way	Vertical Ports	5 MHz - 1 GHz	32db	4.8/8.6db	VS3WDS	3-Way	Horizontal Ports	5 MHz - 1 GHz	32db	4.8/8.6db
VS3WBDSV	3-Way	Vertical Ports	5 MHz - 1 GHz	28db	7.5db	VS3WBDS	3-Way	Horizontal Ports	5 MHz - 1 GHz	28db	7.5db
VS4WDSV	4-Way	Vertical Ports	5 MHz - 1 GHz	32db	8.6db	VS4WDS	4-Way	Horizontal Ports	5 MHz - 1 GHz	32db	8.6db
VS6WDSV	6-Way	Vertical Ports	5 MHz - 1 GHz	33db	11.1db	VS6WDS	6-Way	Horizontal Ports	5 MHz - 1 GHz	20db	10db
						VS8WDS	8-Way	Horizontal Ports	5 MHz - 1 GHz	20db	12db

CATV Digital Amplifiers - 54 MHz to 1



Mini Drop Amplifier  
54 MHz to 1 GHz (Boxed)

This compact digital ready amplifier is designed for restricted spaces and drop boxes, and features 6 KV combination wave surge protection, triple plated Zinc housing for maximum corrosion protection, precision machined brass 'F' Connectors and an Internal Diplexor for increased band isolation. Power Adapter included.

- Part No.
- VSMA601C
- VSMA602C
- VSMA604C
- VSMA608C



Single Sided Mini Drop Amplifier  
54 MHz to 1 GHz (Boxed)

This compact digital ready amplifier has all ports on one side for use in restricted spaces and drop boxes, and features 6 KV combination wave surge protection, triple plated Zinc housing for maximum corrosion protection, precision machined brass 'F' Connectors and an internal Diplexor for increased band isolation. Power Adapter included.

- Part No.
- VSMA611C



Digital Ready Drop Amplifier  
54 MHz to 1 GHz (Boxed)

This full-size Amplifier features 6 KV combination wave surge protection, triple plated Zinc housing for maximum corrosion protection, diecast Zinc plated 'F' Connectors and an Internal Diplexor for increased band isolation. Power Adapter included, and available with or without Power Inserter. Power Adapter included.

Ports	w/o Power Inserter	w/Power Inserter
1	VSA601C	VSA601CPI
4	VSA604C	VSA604CPI
8	VSA608C	VSA608CPI

CATV Coaxial Amplifiers




1 Way 25db TV/ VCR Amplifier  
54 MHz to 900 MHz (Boxed)

Covers Mid & Super Bands 54 to 90 MHz, switchable FM Trap, 75 Ohm Input & Output, uses 110VAC Power Source, has built-in lightning protection, constructed with a heavy metal case, On/Off Light and a Low Noise-Integrated Circuit.

Gain: 25db VHF, 23db UHF  
Noise: Low 5.4db, High 6.2db, UHF 14db  
FM Trap Attenuation: 20db 95-108 MHz

Part No.  
14-4999



1 Way 30db TV/ VCR Amplifier with Adjustable Gain   
54 MHz to 900 MHz (Boxed)

Solid State UHF/VHF/FM Amplifier, 30db gain with Adjustable Gain Control, switchable FM Trap, 75 Ohm Input & Output, uses 110VAC Power Source, constructed with a heavy metal case, UL listed.

Gain: 30db VHF, 26db UHF  
Bandwidth: VHF 50-450 MHz  
UHF 470-890 MHz

Part No.  
14-4952

CATV Modulator &



**Channel 3 Signal Combiner**  
Has six-stage bypass/bandstop filter with adjustable balancing attenuators, enabling the use to combine a channel 3 output signal from a STV, MDS, VCR or Video Game device with an existing MATV System containing adjacent channel 2 and 4. The filtering system provides excellent harmonic reduction from all types of modulators used in STV, MDS or VCR units. Individually boxed.

Part No.  
15-5883



**RF Modulator**  
Receives Composite Audio & Video Signals from your VCR, Computer or other sources, and feeds RF signals to your TV set. Selectable channel 3 or 4 output, instructions included. Individually boxed.

Part No.  
14-5641

Attenuator Pads



'F' Mini- Attenuator Pads  
Nickel Plated,  
Accuracy within 5%,  
Return Loss 20db, 22  
AWG Center Pin, DC to  
1 GHz Bandwidth,  
(M) to (F)

Part No.	Attenuation
FLN1G	1db
FLN2G	2db
FLN3G	3db
FLN6G	6db
FLN8G	8db
FLN10G	10db
FLN12G	12db
FLN16G	16db
FLN20G	20db

CATV/SATV Accessories



Satellite & CATV Grounding Blocks with Brass F-81 connectors and Zinc diecast block, includes 2 mounting and grounding screws.

Part No.	Style	Frequency
12-2001	Single	2 GHz
12-2002	Dual	2



CATV F-81 Grounding Blocks Zinc diecast, includes 2 mounting screws.

Part No.	Style	Frequency
25-7220	Single	900 MHz
25-7221	Dual	900 MHz



CATV F-81 Grounding Blocks Zinc diecast, includes 2 mounting screws.

Part No.	Style	Frequency
V5GB1-2G	Single	2GHz
V5GB2-2G	Dual	2GHz



Plastic Feed Thru Bushings

Part No.	Size	Style	Color
25-7230	RG-59	Single	White
25-7240	RG-58	Single	Black
25-7231	RG-6	Single	White
25-7241	RG-6	Single	Black



Plastic Cable Clips with Mounting Nail.

Part No.	Size	Style	Color
25-7250	RG-59	Single	White
25-7260	RG-59	Single	Black
25-7251	RG-6	Single	White
25-7261	RG-6	Single	Black
25-7263	RG-6	Dual	Black



COAX Seal 1/2" x 60" Moldable plastic. Seals fittings from moisture, Sold in 12 packs

Part No.
25-7955



Quick Disconnect Matching Transformer with Piercing Screws, Plastic.

Input: 75 Ohm  
Output: 300 Ohm  
VHF/UHF

Part No.
10-2280

TV/CATV/Satellite - F-81 Wallplates



CATV/Satellite Wallplate with 2 GHz F-81 Connector Flush Mount, Plastic

Part No.	Color	Ports
25-7770I2	Ivory	Single
25-7770W2	White	Single
25-7890I2	Ivory	Dual
25-7890W2	White	Dual



Blank F-81 Wallplate 3/8" Center hole, Flush Mount, Plastic

Part No.	Color	Ports
25-7750W	White	Single
25-7750	Ivory	Single
25-7790	Ivory	Dual



Dual Port Telco & CATV Wallplate RJ-11 & F-81, Flush Mount, Plastic

Part No.	Color	Ports
32-1324	Ivory	Dual
32-1324W	White	Dual



## Cable & Network Test Equipment



### Network Installers Kit

This tool kit is a complete LAN tool kit designed for the datacom/network consultant, installer, or value user. It comes complete with a 24-LANTEST Network Tester, plus Crimper, Coaxial Stripping Tool, Pro-Series Punch Down Tool and Modular Plugs in convenient zipper type carrying case.

Part No. 24-LANKIT

### LANKIT Includes:

- (1) 24-4680P RJ-11/12/45 Crimper
- (1) 24-418P 66/110 Impact Punch Tool
- (1) 24-7742P Pocket Stripper & Punch Tool
- (1) 24-LANTEST Network Tester w/case
- (1) ----- Fabric Zipper Carrying Case

\*Also includes a mix of RJ-11/12/45 Plugs and an assortment of colored RJ-45 Strain Relief Boots.

## Cable Tester Kits



Part No. 24-517

### Tester Package Includes:

- (2) BNC Adapter Cables, 15 cm
- (1) BNC Adapter (M) to (M)
- (1) 6" RJ-45 Modular Cable
- (1) Deluxe Carrying Bag

### LAN & Modular Cable Tester

This tester is designed to quickly read the correct pin configuration of 10/100 Base-T Cable (Cat 5/5E/6), 10 Base-2 Cable (coax), USOC RJ-45/RJ-11 Modular Cables, 356A, EIA/TIA-568A/B and Token Ring cables. With the remote terminator it can test cables installed up to 1,000 feet away through wall-plates and patch panels. It features auto or manual scan with pin-out LED indicators, it verifies cable continuity, opens, shorts, and reversed pairs, and it can check the cable ground. In addition, a power switch is provided for conserving battery power, and



Part No. 24-LANTEST

### LAN & USB Cable Tester Kit

This tester is a palm-sized unit with four different testing ports: RJ-45, RJ-11, USB, and BNC for the testing of today's most popular media. It can be used to verify the condition of cables, both before and after their installation. A passive module can be detached for testing the remote end of installed network cabling. One button testing offers easy operation and multiple LEDs give clear testing results. The unit will also automatically shut off when not in use. Carrying case included.



Part No.  
24-513

### Network Cable Tester

Quickly tests popular network cable wiring such as 258A specified by AT&T or 10/100 BaseT-Ethernet standard. It is equipped with a set of dip switch and jumpers, which allows you to test the pin-out status or custom configure as needed. Leather carrying case included.



With such a large complement of connectors to offer, it is only fitting that you'll find an equally complete offering of **Emerson** termination tools. This line of products includes both ratchet and non-ratchet crimp tools for coaxial, modular plugs, and D-Sub connectors. In addition, you will find a wide array of cable strippers, cutters, impact and nonimpact punch down tools, and a variety of multi-meters, cable testers and termination tool kits to meet your needs.

### Pro-Series 110 & 66 Impact Punch Down Tools



Pro-Series Impact Punch Down Tool includes two blades. A 66 standard with a 110 installed in the handle. It has a Twist Blade Locking Mechanism, and an adjustable "Hi-Lo" Impact Control. (Replacement Blades are interchangeable with Harris™ Blades.)

Part No.	Blade No.
24-418P	99-418 (110 only)
	99-419 (66 only)

### Non-Impact Punch Down



Non-Impact Punch Down Tool for 66 & 110 type terminations (punch only) with a reversible blade, 66 on one end and 110 on the other end.

Part No.  
24-410P



Non-Impact Punch Down Tool for 66 type terminations (punch & cut) with a reversible blade, 66 punch on one end and a 66 cut on the other end.

Part No.  
24-411P

### Keychain Punch Down Tools



Keychain Punch Tool for UTP/STP 110 IDC Terminations.

Part No.  
30-7207



Pocket Stripper & Punch Tool for UTP/STP 110 IDC Terminations.

Part No.  
24-7742P

## Modular Plug Crimping Tools



Modular Crimping Tool that cuts, strips and terminates 4, 6, 8, & 8 Keyed Modular Plugs. (Works on AMP™ & Stewart™ Plugs.)

Non-Ratchet No. 24-4680P  
w/ Ratchet No. 24-4680RP



Modular Crimping Tool that cuts, strips and terminates 2, 4, 6, 8, & 8 Keyed Modular Plugs. (Will not work on AMP™ RJ-45 Plugs.)

Non-Ratchet No. 24-4681P  
w/ Ratchet No. 24-4682P



Deluxe Modular Crimping Tool that cuts, strips and terminates 2, 4, 6, 8, and 8 Keyed, 10, DEC 4 & 6 and 4 Conductor Handset Plugs. (Works on AMP™ RJ-45 Plugs only.)

w/ Ratchet No. 24-7865P



Economy Modular Crimping Tool for RJ-11/12 Plugs. Cuts, strips and terminates 2, 4 and 6 Pin Modular Plugs.

Blister No. 24-7746P



Economy Modular Handset Crimping Tool for RJ-22 Plugs. Cuts, strips and terminates 4 Pin Handset Plugs.

Blister No. 24-7749P



Economy Modular RJ-45 Crimping Tool that cuts, strips and terminates 8 & 8 Keyed Modular Plugs.

Blister No. 24-7748P

---

## Wire Cutters & Strippers



Heavy Duty Cable Cutter for cutting RG-8 Cable and Multi-Conductor Cable up to .500".

Blister No. 24-7378P



5" Cutter & Stripper Thin profile, Carbon Steel

Blister No. 24-7376P



All Purpose Utility Tool Wire Stripper, Cutter, Plier & Crimper, strips 10 to 18 AWG Wire

Blister No. 24-7371P



5" Cutter Economy Stripper Adjustable control, Return Spring, Carbon Steel

Blister No. 24-7375P

### D-Sub Crimping & Termination Tools



D-Sub Full Cycle Ratchet Crimping Tool  
Crimps 10-22 AWG Non-Insulated  
Open Barrel Connectors, D-Sub &  
V.35 Contacts.

Blister No. 24-8644P  
Replacement Die No. 99-8644



D-Sub Full Cycle Ratchet Crimping Tool  
with Tension Adjustment Wheel,  
crimps 18-22 & 24-30 AWG,  
Non-Insulated Open Barrel  
Connectors, D-Sub Contacts.

Blister No. 24-8645P



D-Sub Crimping Tool  
for Precision Machined Contacts,  
4 Way Indent, Crimps 20-26  
AWG with Built-in Contact  
Locator.

Blister No. 24-8643P



Insulated Terminal Ratchet  
Crimping Tool  
Crimps 10-22 AWG fully  
insulated terminals in an  
ovalized crimp.

Blister No. 24-8622P  
Replacement Die No. 99-8622

See our wide  
selection of D-Sub  
components on pages 26-29.



D-Sub Non-Ratchet Crimp Tool  
Crimps Non-Insulated Open  
Barrel Connectors & Contacts.

Blister No. 24-7373P



Automatic Trigger Stripper  
for stripping Stranded Multi-  
conductor Cable and Solid  
Conductor Cable, 14-22 AWG.

Blister No. 24-4550P



4" Universal UTP Stripping Tool  
for Round or Flat Wire and  
UTP Cable from 3.5 mm-9  
mm max. Even irregular  
outshape of insulation can  
be put into the V and U slots  
. Strips 2, 4, 6 & 8 Conductor.  
Flat or Round, Solid or  
Stranded Cable.

Blister No. 24-7740P



Automatic Wire Stripper  
Designed for Radio, TV &  
Computer and Telephone  
cabling applications to  
cut and strip insulation auto-  
matically.

Blister No. 24-4700P  
size: 0.5-2.0 mm  
Blister No. 24-4710P  
size: 1.0-3.2 mm

### D-Sub Insertion Tools



Standard D-Sub Insertion  
& Extraction Tool

Part No.  
40-9865



High-Density D-Sub  
Insertion & Extraction Tool

Part No.  
40-9427T

## 'Compression Connector Crimping Tools



Compression Crimp Tool  
For RG-59 & RG-6 Snap-N-Seal® compatible  
20.3mm (F) Connectors..

Blister No. 24-7713P



All-In-One Adjustable Ratchet Crimp Tool  
for all types of BNC, F and RCA  
Compression Connectors

Blister No. 24-7714P

New!

## Economy 'F' Series Crimping



Economy Hex Crimping Tool  
for RG-6 & RG-59. Economy  
packaged in non-retail box.

Boxed No. 24-7709H



Standard Crimping Tool  
for RG-6 & RG-59. Economy  
packaged in non-retail box.

Boxed No. 24-7700



Standard Crimping Tool  
for RG-6 & RG-59. Includes  
(10) No. 25-7050 'F-59A'  
Connectors with attached 1/8"  
Ring.

Blister No. 24-7700P

## Heavy Duty 'F' Hex Crimping



Deluxe Hex Crimping Tool  
for RG-8, 11 & 213.  
Hex Sizes: .10", .322", .448"

Boxed No. 24-7711P



Deluxe Hex Crimping Tool  
for large O.D. Cables, RG-6,  
RG-11 & UHF RG-8.  
Hex Sizes: .102", .359", .406"

Blister No. 24-7712P



Deluxe Hex Crimping Tool  
for large O.D. Cables, RG-6 &  
RG-59. Economy packaged in  
non-retail box.  
Hex Sizes: .255", .322"

Boxed No. 24-7710



Deluxe Hex Crimping Tool  
for RG-6 & RG-59, retail packaged  
with (10) No. 25-7030 'F-59ALM'  
Connectors with attached 1/2"  
Gripped Ring. Hex Sizes: .255",  
.322"

Blister No. 24-7710P

## Universal Coaxial Crimping Tools



Universal Ratchet Crimping Tool  
for BNC, TNC & Mini UHF.  
Five crimp sizes for Pins &  
Connector Ferrules. Crimps  
2 & 3 piece Connectors.  
Features adjustable crimp  
pressure and quick release  
safety latch.

Blister No. 24-9960P

Hex Size	Use For
.068"	Center Conductor (16-22 AWG)
.110"	Center Conductor (10-13 AWG)
.213"	Ferrule for RG-58/59TFE/141/303/55/142/233/400
.255"	Ferrule for RG-59/62/140/210/Belden 8279
.324"	Ferrule for RG-6/143/212/222/Belden 8281,9231,9141

### Replacement Frame & Dies:

Part No.	Description	Hex Sizes
99-DC-5	Die - 2 pc BNC & TNC	.320", .385"
99-N-8	Die - 'N' (RG-8 Hex)	.110", .405
99-U-8	Die - 'UHF' (RG-8 Diamond)	.110", .405
99-9960	Die - BNC, TNC & MiniUHF	See 24-9960P sizes above
*99-9960F	Replacement Frame	-----



Blister No.  
24-8866P

'F' Ratchet Crimping Tool  
Crimps RG-59, RG-6, and  
RG-Quad Shield 'F' type  
CATV connectors. Features  
adjustable crimp pressure  
and quick release safety  
latch.  
Hex Sizes: .255", .324", .354"



Blister No.  
24-8865P

Ratchet Crimping Tool for  
Twin-Ax  
9" Ratchet Crimp Tool.  
For Twin-Ax Ferrule and  
Contacts. Features adjust-  
able crimp pressure and  
quick release safety latch.  
Hex Sizes: .429", .075", .075"

\*Note: All dies listed on this page are interchangeable with this Tool

### Standard Series Ratchet Crimping Tools



This series of tools offers a wide selection of interchangeable dies, a high quality steel frame with a full cycle ratchet mechanism and a quick release safety latch. All are blister packaged for retail display.

Tool Part No.	Cable Size	Description	Hex Sizes	Die Part #
24-328P	RG-58, RG-161, RG-178, RG-174, RG-182, RG-188, RG-316	SMA, SMB, Fiber	.043", .069", .100"	99-328
24-8856P	RG-6, RG-8	Crimps BNC-TNC 3 pc. Connectors with standard rings	.128", .151", .210" .390", .275", .065"	99-8856
24-8857P	RG-58, RG-58AU RG-139, RG-185 RG-188, RG-316	Crimps BNC-TNC 3 pc. Connectors with standard rings	.235", .128", .065"	99-8857
24-8858P	RG-58, RG-58AU, RG-59	Crimps BNC-TNC Teflon, RG-62 Teflon & 3 pc. Connectors also crimps 1/2" ring 'F' Connectors	.325", .210", .065"	99-8858
24-8859P	RG-59, RG-62 Belden 8281	Crimps BNC-TNC 2 & 3 pc. Connectors with standard & dual crimp rings	.325", .258", .066"	99-8859
24-8789P	RG-58, RG-59, RG-62, RG-58TFE, RG-59TFE, RG-62TFE	Crimps BNC & TNC 2 & 3 pc. Connectors with standard crimp rings by AMP, Kings and Amphenol	.257", .210", .060"	99-8789
24-9858P	RG-58, RG-59TFE	Crimps 2 pc. BNC & TNC Connectors	.320", .211"	99-9858
24-9859P	RG-59, RG-62	Crimps 2 pc. BNC & TNC Connectors	.320", .250"	99-9859
24-9958P	RG-58, RG-58TFE, RG-59TFE, RG-141TFE, RG-142, RG-223, RG-400 RG-303, RG-55	Crimps 3 pc. BNC-TNC & Mini-UHF Connectors	.213", .060"	99-9958
24-9959P	RG-59, RG-62, RG-450	Crimps 3 pc. BNC-TNC Proflex, RG-8X & Mini-UHF Connector	.255", .060"	99-9959
24-9912P	RG-122, 180, 34M RG-195, 8218, RG-174 188, RG-179, 187, 316	Crimps 3 pc. BNC-TNC Connectors	.184", .060"	99-9912
24-8644P	Open Barrel Crimper V.35 Contacts, 10-22 AWG	Crimps open barrel Non-insulated Connectors D-sub, Mini pins & sockets	-----	99-8644
*99-frame-9"	-----	9" Frame for Standard Ratchet Tools	-----	

\*Note: All standard series dies on this page are interchangeable with this Tool Frame.

### Offset Ratchet Crimping



Ratchet Crimping Tool for 2- & 3-Piece Crimp Connectors. Offset die with 3 crimp sizes for Pins & Connector Ferrule including 'F' Connectors and RG-58 & 59TFE Cable. Features adjustable crimp pressure and quick release safety

Part No.  
24-8861P

Hex Size	Use For
.060"	Center Conductor
.210"	Ferrule for RG-58/141/303/55/142/233/400
.320"	Ferrule for RG-6/143/212/222/Belden 8281,9231,9141



Ratchet Crimping Tool for 3-Piece Crimp Connectors. Offset die with 3 crimp sizes for Pins & Connector Ferrule including RG-58 & 59TFE Cable. Features adjustable crimp pressure and quick release safety latch.

Part No.  
24-8860P

Hex Size	Use For
.060"	Center Conductor
.210"	Ferrule for RG-58/141/303/55/142/233/400
.255"	Ferrule for RG-59/62/140/210/Belden 8279

## Self-Adjusting Coax Strippers



2-Step Cable Stripper with self-adjusting replacement blades for RG-6, 58, 59 & 62.

Blister No. 24-7732P  
Blades No.



3-Step Cable Stripper with self-adjusting replacement blades for RG-6, 58, 59 & 62.

Blister No. 24-7733P  
Blades No.

## 3-Step Coax Strippers



3-Step Cable Stripper with adjustable replacement blades for standard & Teflon RG-58, 59 & 62.

Blister No. 24-7737P  
Blades No. 99-7737



3-Step Cable Stripper with adjustable replacement blades for standard & Teflon RG-59, RG-6 & Belden 8281.

Blister No. 24-7738P  
Blades No.



3-Step Cable Stripper with non-adjustable replacement blades RG-8, 11 & 213.

Blister No. 24-7739P  
Blades No.

## 2-Step Coax Strippers



2-Step Cable Stripper with adjustable replacement blades for standard & Teflon RG-58, 59 & 62.

Blister No. 24-7735P  
Blades No. 99-7735



2-Step Cable Stripper with adjustable replacement blades for standard & Teflon RG-59, RG-6 & Belden 8281.

Blister No. 24-7736P  
Blades No.



2-Step Cable Stripper with non-adjustable replacement blades RG-8, 11 & 213.

Blister No. 24-7731P  
Blades No.



**Universal** 2-Step Cable Stripper with adjustable replacement blades for RG-6, 58, 59 & 62.


Blister No. 24-7734P  
Blades No. 99-7734



2-Step Cable Stripper with adjustable replacement blades for RG-6, 58, 59 & 62. Poly bagged.

Part No. VSCST-1B

## Nylon Cable Ties



### Multi-Use Nylon Cable Ties

Strength	Color	Length	Width	1,000 Pack	500 Pack	100 Pack
18 lbs.	Natural	4"	0.10"	9201M	-----	9201C
18 lbs.	Natural	8"	0.10"	9203M	-----	9203C
40 lbs.	Natural	8 1/2"	0.15"	9204M	-----	9204C
40 lbs.	Black	8 1/2"	0.187"	9207M	-----	9207C
40 lbs.	Natural	11 5/8"	0.187"	9205M	-----	9205C
40 lbs.	Black	11 5/8"	0.187"	-----	-----	9208C
40 lbs.	Natural	14 5/8"	0.187"	-----	9206D	9206C
40 lbs.	Black	14 5/8"	0.187"	-----	9209D	9209C

## Tool & Work Bench Accessories

Deluxe White Magnifying Lamp



This lamp has a strong extendable 45" white enameled steel arm for precise positioning and a heavy-duty clamp for desk edge, table or fixed horizontal surface mounting. It is designed with a 5" diameter lens for extra magnification for reading, hobbies or close work to prevent eye strain, a 22W fluorescent circular tube for work area illumination, and a 3 conductor cord set with outlet. Lamp is individually packaged in an attractive Retail Box and is sold in cases of four.

Part No.  
39-100



6" F' Nutdriver  
This 7/16" Nutdriver is designed for 'F' Connector removal and installation.

Part No.  
24-3306P



Alligator Clip Jumpers  
2-ft. lengths, 26 AWG,  
5 Colors (2 per Color)

Part No.  
46-400



Rosin Core Solder Tubes of 60/40  
120 inches, 24 tubes per  
Counter Display Box

Part No.  
46-502



Plastic Electrical Tape  
Black, 3/4" x 60 ft.,  
individually  
Cellophane  
Wrapped, 10 in a pack.

Part No.  
25-7950





We offer a diverse selection of AC and DC power adapters for general use for the international traveler requiring power conversion; to the bench tech requiring a heavy-duty power supply; or to the everyday computer user requiring PC surge protection. As a division of Emerson Network Power, if we don't have the power converter that you require, we can put you in touch with the Emerson division that does.

## AC Surge Protectors



Part No.	Style	AC Outlets	Cord (feet)	MOV's	EMI/RFI	Data Port	Figure
37-004	Strip	6	4	1	No	No	A
37-006	Strip	6	4	1	Yes	No	B
37-301	Wall Cube	1	-	1	No	No	C

## AC/DC Power Supplies (Individually Boxed)



Part No.	Input AC	Output DC	Amps	Protection	Binding Posts	Weight	Dimensions	Figure
38-381	115VAC	13.8VDC	10A	Fuse	No	9 1/2 lbs.	6.75" x 6.5" x 4.5"	A
38-382	115VAC	13.8VDC	20A	Fuse	Yes	16 lbs.	11.25" x 7.75" x 5"	B
38-383	115VAC	13.8VDC	3A	Fuse	Yes	3 1/2 lbs.	7" x 3.5" x 2.75"	C
38-384	115VAC	13.8VDC	4A	Fuse	Yes	5 1/2 lbs.	7.5" x 4.75" x 3"	C
38-386	115VAC	13.8VDC	6A	Fuse	No	3 1/3 lbs.	7.25" x 6.25" x 4"	A

## AC/DC Power Adptres



1600 Watt Foreign Travel Converter/Transformer Kit  
Converts 240 VAC into 120 VAC to operate electrical equipment for up to 1600 Watts usage, and includes 5 interchangeable adapters.

Part No. 37-3516K



AC Adapter 500 MA  
Multi Voltage Heavy Duty Model  
• With Multi-Plugs  
• For Converting 117 Volts, AC Home Current to Low Voltage, DC Current to Operate Battery Powered Equipment. (3V, 4.5V, 6V, 7.5V, 9V, 12V)

Blister No. 38-305



AC Adapter 1200 MA  
Multi-Voltage Heavy Duty Model  
• With Multi-Plugs  
• For Converting 117 Volts, AC Home Current to low Voltage DC Current to Operate Battery Powered Equipment. (1.5V, 3V, 4.5V, 6V, 7.5V, 9V, 12V)  
• Boxed

Part No. 38-313

Part No.	Page	Part No.	Page	Part No.	Page	Part No.	Page
10-2280	49	19-1706	24, 36	24-7746P	52	25-7121	17
11-4060	45	19-2500-10PB	23	24-7748P	52	25-7140	19
11-4080	45	19-2502-10PB	23	24-7749P	52	25-7141	19
11-4110	45	19-2502G-10PB	23	24-7865P	52	25-7146	17
11-4120	45	19-2503-10PB	23	24-8622P	53	25-7150	16
11-4130	45	19-2504-10PB	23	24-8643P	27, 53	25-7160	16
11-4140	45	19-2505-10PB	23	24-8644P	27, 53, 55	25-7180	16
11-4310-12	46	19-2506-10PB	23	24-8645P	27, 53	25-7190	17
11-4310-17	46	19-2600-10PB	23	24-8789P	55	25-7191	17
11-4310-23	46	19-2601G-10PB	23	24-8856P	55	25-7192	17
11-4320-12	46	19-2602-10PB	23	24-8857P	55	25-7200	18
11-4320-17	46	19-2603-10PB	23	24-8858P	55	25-7200L	18
11-4320-23	46	19-2604-10PB	23	24-8859P	55	25-7210	18
11-4340-12	46	19-2605-10PB	23	24-8860P	55	25-7220	49
11-4340-17	46	19-2606-10PB	23	24-8861P	55	25-7221	49
11-4340-23	46	24-328P	55	24-8865P	54	25-7230	49
11-4820	45	24-3306P	57	24-8866P	16, 54	25-7231	49
11-4830	45	24-410P	51	24-9858P	55	25-7240	49
11-4840	45	24-411P	51	24-9859P	55	25-7241	49
12-2001	49	24-418P	47, 63	24-9912P	55	25-7250	49
12-2002	49	24-4550P	53	24-9958P	55	25-7251	49
14-4952	48	24-4680P	41, 52	24-9959P	55	25-7260	49
14-4999	48	24-4680RP	41, 52	24-9960P	54	25-7261	49
14-5641	48	24-4681P	52	24-LANKIT	50	25-7263	49
15-5020	46	24-4682P	52	24-LANTEST	50	25-7270	15
15-5883	48	24-4700P	53	25-2200	19	25-7280	17
19-1201	24	24-4710P	53	25-2202	19	25-7290	22
19-1202	24	24-513	50	25-2203	19	25-7300	13
19-1203	25	24-517	41, 50	25-2502-10PB	16, 23	25-7305	13
19-1204	25	24-7371P	52	25-2502G-10PB	16, 23	25-7310	13
19-1205	22	24-7373P	27, 53	25-2601-10PB	16, 23	25-7320	13
19-1206	22	24-7375P	52	25-2601G-10PB	16, 23	25-7330	13
19-1207	22	24-7376P	52	25-7000	17	25-7340	13
19-1212	22	24-7378P	52	25-7000G	17	25-7350	13
19-1213	22	24-7700	54	25-7010	17	25-7362	13
19-1237	25	24-7700P	54	25-7020	17	25-7365	10, 13
19-1238	25	24-7709H	54	25-7030	17	25-7420	9, 13
19-1268	22	24-7710	17, 54	25-7031	17	25-7430	10
19-1303	22	24-7710P	66	25-7032	16	25-7500	10, 19
19-1304	22	24-7711P	54	25-7033	16	25-7510	10, 24
19-1310	22	24-7712P	54	25-7034	16	25-7530	19, 24
19-1312	22	24-7713P	54	25-7035	17	25-7540	19, 25, 34
19-1313	22	24-7714P	54	25-7036	16	25-7550	13, 19
19-1315	22	24-7714P	23, 54	25-7040	18	25-7560	24, 34
19-1316	22	24-7731P	56	25-7047	16	25-7570	19, 24
19-1318	22	24-7732P	23, 56	25-7049	17	25-7580	19, 24
19-1319	22	24-7733P	56	25-7050	17	25-7600	19
19-1640P	34	24-7734P	56	25-7056	16	25-7620	18
19-1645P	34	24-7735P	56	25-7066	16	25-7630	18
19-1670P	24, 36	24-7736P	56	25-7080	17	25-7640	18
19-1671P	24, 36	24-7737P	56	25-7081	17	25-7650	18
19-1672P	24, 36	24-7738P	56	25-7090	18	25-7651	18
19-1673P	24, 36	24-7739P	56	25-7100	17	25-7652	18
19-1701	24, 36	24-7740P	41, 53	25-7110	18	25-7654	18
19-1702	23	24-7742P	51	25-7120	17	25-7660	18

# Product Index

Part No.	Page	Part No.	Page	Part No.	Page	Part No.	Page
25-7670	18	27-8471	8	27-9191	9	28-91477	5
25-7680	18	27-8478	15	27-9200	9	28-91507	5
25-7690	22	27-8479	15	27-9201	9	28-91557	5
25-7750	49	27-8483	15	27-9204	9	29-3100	15
25-7750W	49	27-8484	15	27-9205	9	29-3103	15
25-7770I2	49	27-8485	15	27-9208	9	29-3835	10, 15
25-7770W2	49	27-9000	9	27-9209	9	29-3840	11, 15
25-7790	49	27-9001	9	27-9210	9	29-3855	10, 15
25-7890I2	49	27-9002	9	27-9235	9	29-4021	12
25-7890W2	49	27-9003	9	27-9236	9	29-4030	12
25-7950	57	27-9004	9	27-9241	9	29-4031	12
25-7955	49	27-9006	9	27-9245	8	29-4035	12
25-7958BK	15	27-9007	8	27-9246	8	29-4100	12, 14
25-7958BU	15	27-9008	8	27-9254	9	29-4105	12, 14
25-7958GN	15	27-9009	9	27-9278	14	29-4110	12
25-7958RE	15	27-9010	9	27-9293	9	29-4130	12
25-7958YE	15	27-9012	9	27-9294	10	29-4140	12, 13
25-7959BK	15	27-9013	9	27-9300-10	8	29-4145	12, 13
25-7959BU	15	27-9014	9	27-9300-20	8	29-4150	9, 12
25-7959GN	15	27-9015	9	27-9300-3	8	30-1004UL	41
25-7959RE	15	27-9017	14	27-9300-6	8	30-1004W	41
25-7959YE	15	27-9020	9	28-2502-10PB	23	30-1006UL	41
25-7960BK	15	27-9021	9	28-2502G-10PB	23	30-1006W	41
25-B174	15	27-9022	9	28-2601-10PB	23	30-1008KUL	41
25-B58	15	27-9023	9	28-2601G-10PB	23	30-1284AB-10	31
25-B58TN	15	27-9032	8	28-5020	15	30-1284AB-3	31
26-8000	11	27-9033	8	28-5021	15	30-1284AB-6	31
26-8009	11	27-9036	8	28-5022	15	30-1506MF	31
26-8010	11	27-9038	8	28-74307	6	30-1506MM	31
26-8011	11	27-9046	14	28-75007	6	30-1510MF	31
26-8012	11	27-9050	8	28-81007	6	30-1510MM	31
26-8013	11	27-9051	8	28-81417	6	30-1511-10	31
26-8014	11, 13	27-9052	8	28-81507	6	30-1511-6	31
26-8015	11, 13	27-9053	8	28-84707	6	30-1611-1	34
26-8016	11	27-9054	8	28-90007	6	30-1611-2	34
26-8017	10, 11	27-9056	8	28-90027	6	30-1611-3	34
26-8018	10, 11	27-9057	8	28-90047	6	30-1611-5	34
26-8020	11, 19	27-9058	8	28-90097	6	30-1612-1	34
26-8023	11	27-9059	8	28-90137	6	30-1612-2	34
27-4034	12	27-9067	14	28-90157	6	30-1612-3	34
27-8100	10, 19	27-9068	14	28-90237	5	30-1612-5	34
27-8110	10, 24	27-9069	14	28-90257	5	30-3006-10	30
27-8120	10, 13	27-9075	14	28-90337	6	30-3006-15	30
27-8130	10	27-9078	14	28-90507	6	30-3006-6	30
27-8140	10	27-9079	14	28-90527	6	30-3007-10	30
27-8141	10	27-9100	9	28-90537	6	30-3007-15	30
27-8142	10	27-9101	9	28-90547	6	30-3007-3	30
27-8150	10	27-9102	9	28-90567	6	30-3007-6	30
27-8200	13, 19	27-9103	9	28-90577	6	30-3008-6	30
27-8210	13, 24	27-9104	9	28-91007	5	30-4809F	29
27-8250	10, 14	27-9105	9	28-91027	5	30-4809M	29
27-8260	13, 14	27-9108	9	28-91037	5	30-4PP15	35
27-8460	8	27-9119	9	28-91047	5	30-4PP25	35
27-8461	8	27-9189	9	28-91057	5	30-4PP7	35
27-8470	8	27-9190	9	28-91457	5	30-5198ABi	44

Part No.	Page	Part No.	Page	Part No.	Page	Part No.	Page
30-5198ABW	44	30-9421	42	32-1324	44, 49	39-100	57
30-5298ABi	44	30-9422	42	32-1324W	44, 49	40-7009MK	26
30-5298ABW	44	30-9423	42	32-1414	35	40-7009SK	26
30-5620	43	30-9429	42	32-1434	35	40-7015MK	26
30-5624	43	30-9506-29	32	32-1454	35	40-7015SK	26
30-5648	43	30-9506-77	33	32-2034	44	40-7025MK	26
30-5648-12	43	30-9506-88	31	32-2034W	44	40-7025SK	26
30-5696	43	30-9506-99	33	32-2036	44	40-8110	28
30-5760	43	30-9506CC	31	32-2036W	44	40-8114	28
30-5765	43	30-9506MC	31	32-2038	44	40-8116	28
30-6PP15	35	30-9506MF	31	32-2038W	44	40-8120	28
30-6PP25	35	30-9506MM	31	32-2044	44	40-8126	28
30-6PP7	35	30-9510-29	32	32-2044W	44	40-8134	28
30-7207	51	30-9510-77	33	32-2058K	44	40-8140	28
30-7422AB	43	30-9510-88	31	32-2098UL	40	40-8150	28
30-7424AB	43	30-9510-99	33	32-2198UL	40	40-8309M	28
30-7448AB	43	30-9510CC	31	32-2234	44	40-8309S	28
30-7511	42	30-9510MC	31	32-2234W	44	40-8315M	28
30-7512	42	30-9510MF	31	32-2900BK	40	40-8325M	28
30-7513	42	30-9510MM	31	32-2900BU	40	40-8325S	28
30-7514	42	30-9516	32	32-2900GN	40	40-8425M	28
30-7515	42	30-9520	32	32-2900GY	40	40-9415HDM	26
30-7516	42	30-9521	32	32-2900RE	40	40-9415HDS	26
30-7517	42	30-9525MC	31	32-2900WH	40	40-9427T	27, 53
30-7518	42	30-9525MF	31	32-2900YE	40	40-9428F	27
30-7711	42	30-9525MM	31	32-5001	41	40-9428M	27
30-7712	42	30-9530	32	32-5002	41	40-9509M	28
30-7713	42	30-9531	32	32-5003	41	40-9509S	28
30-7714	42	30-9532	32	32-5910UL	40	40-9515HDM	28
30-7715	42	30-9533	32	32-5954UL	40	40-9515HDS	28
30-7716	42	30-9534	32	32-5956UL	40	40-9515M	28
30-7717	42	30-9535	32	32-5958UL	40	40-9515S	28
30-7718	42	30-9537	32	32-5964UL	40	40-9525M	28
30-7719	42	30-9538	32	32-5994UL	40	40-9525S	28
30-8412AB	43	30-9575-2	31	32-5996UL	40	40-9526HDM	28
30-8PP7	35	30-9585-2	31	32-5998EUL	40	40-9526HDS	28
30-9201	42	30-9585-4	31	32-5998UL	40	40-9528F	29
30-9201BU	42	32-1004	41	32-6000M	41	40-9528M	29
30-9201IV	42	32-1004W	41	32-6001C	41	40-9531	27
30-9201RE	42	32-1006	41	32-6198UL	40	40-9533	27
30-9201WH	42	32-1014	41	32-6PP15	35	40-9535	27
30-9209	42	32-1014W	41	32-6PP25	35	40-9536F	29
30-9210	42	32-1016	41	32-6PP7	35	40-9536M	29
30-9211	42	32-1016W	41	33-7720	42	40-9538F	29
30-9212	42	32-1018	41	37-004	58	40-9538M	29
30-9213	42	32-1018W	41	37-006	58	40-95441M	27
30-9213W	42	32-1044	41	37-301	58	40-9558F	29
30-9223	42	32-1204	44	37-3516K	58	40-9558M	29
30-9240	42	32-1204W	44	38-305	58	40-9578M	29
30-9242	41	32-1205	44	38-313	58	40-9586F	29
30-9344B	41, 42	32-1205W	44	38-381	58	40-9586M	29
30-9344G	41, 42	32-1214	44	38-382	58	40-9588F	29
30-9344I	41, 42	32-1214W	44	38-383	58	40-9588M	29
30-9344W	41, 42	32-1224	44	38-384	58	40-9709H	29
30-9420	42	32-1224W	44	38-386	58	40-9709HG	26

# Product Index

Part No.	Page	Part No.	Page	Part No.	Page	Part No.	Page
40-9709HM	29	40-9925S	26	65-3010	32	73-6220FF-yyy	37
40-9709HMG	26	44-250	24	65-3015	32	73-6220MF-yyy	37
40-9709HS	29	44-280	24	65-403P	32	73-6220MM-yyy	37
40-9709HX	29	44-A3F	24	65-9580	40	73-6230FF-yyy	37
40-9709M	28	44-A3M	24	65-9581	40	73-6230MF-yyy	37
40-9709S	28	44-D3F	24	65-9582	40	73-6230MM-yyy	37
40-9715H	29	44-D3M	24	65-9583	40	73-6300-yyy	36
40-9715HG	26	46-400	57	65-9584	40	73-6310-yyy	36
40-9715HM	29	46-502	57	65-9585	40	73-6311-yyy	36
40-9715HMG	26	6012BBP	35	65-9586	40	73-6312-yyy	36
40-9715HS	29	601FFP	35	65-9587	40	73-6313-yyy	36
40-9715HX	29	601FFPB	35	65-9588	40	73-6314-yyy	36
40-9715M	28	6025BBP	35	65-9589	40	73-6340-yyy	36
40-9715S	28	602FFP	35	65-9680	40	73-6351-yyy	36
40-9725H	29	6035BBP	35	65-9681	40	73-6352-yyy	36
40-9725HG	26	603BBP	35	65-9682	40	73-6353-yyy	36
40-9725HM	29	603DMGP	33	65-9683	40	73-6354-yyy	36
40-9725HMG	26	603DUGP	33	65-9684	40	73-6360-10	30
40-9725HS	29	603FFBBU	35	65-9685	40	73-6360-6	30
40-9725HX	29	603FFP	35	65-9686	40	73-6361-yyy	36
40-9725M	28	603FFPB	35	65-9687	40	73-6362-yyy	36
40-9725S	28	603QQGP	35	65-9688	40	73-6363-yyy	36
40-9737H	29	603RRGP	33	65-9689	40	73-6364-yyy	36
40-9737M	28	6065BBP	35	65-TF224M	40	73-6500-yyy	37
40-9737S	28	606BBP	35	65-TF226M	40	73-6510-yyy	37
40-9750H	29	606DMGP	33	65-TF228M	40	73-6930-yyy	37
40-9750M	28	606DUGP	33	65-TF254C	40	73-6940-yyy	37
40-9750S	28	606FFP	35	65-TF256C	40	73-7410-yyy	36
40-9809M	26	606FFPB	35	65-TF258C	40	73-7411-yyy	36
40-9809S	26	606QQGP	35	65-TF264M	40	73-7412-yyy	36
40-9815M	26	606RRGP	33	65-TF266M	40	73-7413-yyy	36
40-9815S	26	6100FFP	35	65-TF268M	40	73-7414-yyy	36
40-9825M	26	6100FFPB	35	666FFPB	35	73-777x-yyy	39
40-9825S	26	612BBP	35	6-6FFP	35	73-779x-yyy	39
40-98440F	27	612DMGP	33	6-6FFPB	35	73-889x-yyy	39
40-98440F-C	27	612DUGP	33	6706P	33	74-778x-yyy	37
40-98440M	27	612FFGP	35	6712P	33	74-888x-yyy	37
40-98440M-C	27	612FFP	35	6725P	33	9201C	57
40-98441M-C	27	6-12FFP	35	675BBP	35	9201M	57
40-98442F	27	612FFPB	35	675FFP	35	9203C	57
40-98442F-C	27	6-12FFPB	35	675FFPB	35	9203M	57
40-98443N	27	612QQGP	35	6803P	33	9204C	57
40-98443N-C	27	615FFGP	35	6806P	33	9204M	57
40-9844T	27	615FFPB	35	6812P	33	9205C	57
40-9844T-C	27	625BBP	35	6825P	33	9205M	57
40-9854M	27	625FFP	35	6SVHS-10P	36	9206C	57
40-9856M	27	6-25FFP	35	6SVHS-15P	36	9206D	57
40-9864S	27	625FFPB	35	6SVHS-25P	36	9207C	57
40-9865	27, 53	6-25FFPB	35	6SVHS-50P	36	9207M	57
40-9866S	27	6-3FFP	35	6SVHS-6P	36	9208C	57
40-9909M	26	6-3FFPB	35	70-2081	18	9209C	57
40-9909S	26	650BBP	35	70-2081-NW	18	9209D	57
40-9915M	26	650FFP	35	73-6210FF-yyy	37	99-328P	55
40-9915S	26	650FFPB	35	73-6210MF-yyy	37	99-418	51
40-9925M	26	65-3006	32	73-6210MM-yyy	37	99-419	51

Part No.	Page	Part No.	Page	Part No.	Page	Part No.	Page
99-7731B.....	56	CPAD356.....	14	CPMC6810.....	7	VS6WDSV.....	47
99-7732B.....	56	CPAD500.....	10, 13	CPMC6818.....	7	VS8WDS.....	47
99-7733B.....	56	CPAD501.....	10	CPMC682.....	7	VS8WDSV.....	47
99-7734.....	56	CPAD502.....	10	CPMC6820.....	7	VSA601C.....	47
99-7735.....	56	CPAD503.....	10	CPMC683.....	7	VSA601CPI.....	47
99-7736.....	56	CPAD505.....	10	CPMC6833.....	7	VSA604C.....	47
99-7737.....	56	CPAD506.....	10	CPMC6834.....	7	VSA604CPI.....	47
99-7738.....	56	CPAD507.....	10, 15	CPMC6835.....	7	VSA608C.....	47
99-7739.....	56	CPAD508.....	10, 15	CPMC6836.....	7	VSA608CPI.....	47
99-8622.....	65	CPAD509.....	10, 12	CPMC6845.....	7	VSCST-1B.....	56
99-8644.....	27, 53, 55	CPAD510.....	10	CPMC685.....	7	VSDDT10.....	46
99-8789P.....	55	CPAD511.....	10	CPMC6850.....	7	VSDDT14.....	46
99-8856P.....	55	CPAD512.....	10	CPMC7810.....	5	VSDDT18.....	46
99-8857P.....	55	CPAD515.....	10	CPMC7818.....	5	VSDDT4.....	46
99-8858P.....	55	CPAD555.....	10	CPMC782.....	5	VSDDT6.....	46
99-8859P.....	55	CPAD557.....	6	CPMC7820.....	5	VSDDT8.....	46
99-9858P.....	55	CPAD800.....	11	CPMC783.....	5	VSDDT9.....	46
99-9859P.....	55	CPAD801.....	11	CPMC785.....	5	VSDPDCW10.....	46
99-9912P.....	55	CPAD806.....	10, 11	CPMC881.....	9	VSDPDCW14.....	46
99-9958P.....	55	CPAD807.....	10, 11	CPMC8810.....	9	VSDPDCW18.....	46
99-9959P.....	55	CPAD808.....	11, 13	CPMC8811.....	9	VSDPDCW4.....	46
99-9960.....	54	CPAD809.....	11	CPMC8813.....	9	VSDPDCW6.....	46
99-9960F.....	54	CPAD810.....	11, 15	CPMC8817.....	9	VSDPDCW8.....	46
99-DC-5.....	54	CPAD811.....	11, 19	CPMC8818.....	9	VSDPDCW9.....	46
99-FRAME-9.....	55	CPAD851.....	11	CPMC8819.....	9	VSGB1-2G.....	49
99-N-8.....	54	CPF111/5.....	17	CPMC882.....	9	VSGB2-2G.....	49
99-U-8.....	54	CPF11ALM.....	17	CPMC8826.....	9	VSMA601C.....	47
CP1094U.....	9	CPF56ALM.....	16	CPMC883.....	9	VSMA602C.....	47
CP7810.....	6	CPF56ALMWP.....	16	CPMC885.....	9	VSMA604C.....	47
CP782.....	6	CPF56ALS.....	16	CPN1.....	11	VSMA608C.....	47
CP785.....	6	CPF56ALX.....	16	CPN17.....	11	VSMA611C.....	47
CP881.....	9	CPF591/2.....	17	CPN2.....	11	VSPSREP12.....	47
CP8810.....	9	CPF591/4.....	17	CPN8.....	11	VSPSREP16.....	47
CP882.....	9	CPF59A.....	17	CPN8/110.....	11		
CP884.....	9	CPF59ALM.....	17	FLN10G.....	19, 48		
CP885.....	9	CPF59ALX.....	17	FLN12G.....	19, 48		
CP88775.....	8	CPF61SE.....	18	FLN16G.....	19, 48		
CP891.....	9	CPF61SR.....	18	FLN1G.....	19, 48		
CP892.....	9	CPF81.....	18	FLN20G.....	19, 48		
CPAD103.....	19, 24	CPF81L.....	18	FLN2G.....	19, 48		
CPAD204.....	13	CPF81NW.....	18	FLN3G.....	19, 48		
CPAD206.....	13	CPF156.....	16	FLN6G.....	19, 48		
CPAD207.....	13	CPFIUG782.....	6	FLN8G.....	19, 48		
CPAD210.....	13	CPFIUG785.....	6	MiniUHF1.....	12		
CPAD214.....	12, 13	CPFIUG792.....	6	MiniUHF17.....	12		
CPAD218.....	13, 19	CPFIUG881.....	8	MINIUHF2.....	12		
CPAD219.....	12, 13	CPFIUG8810.....	8	VS2WDS.....	47		
CPAD240.....	12	CPFIUG882.....	8	VS2WDSV.....	47		
CPAD243.....	12	CPFIUG884.....	8	VS3WBDS.....	47		
CPAD250.....	13	CPFIUG885.....	8	VS3WBDSV.....	47		
CPAD300.....	10, 14	CPFIUG892.....	8	VS3WDS.....	47		
CPAD302.....	12, 14	CPFNW.....	18	VS3WDSV.....	47		
CPAD305.....	12, 14	CPL2591.....	13	VS4WDS.....	47		
CPAD306.....	14	CPL2592.....	13	VS4WDSV.....	47		
CPAD355.....	14	CPL2598.....	13	VS6WDS.....	47		

# Manufacturer Cross Reference

AIM	Cambridge	Page	AIM	Cambridge	Page	AIM	Cambridge	Page
25-2200	CPAD151	19	26-8016	CPAD809	11	28-74307	CPAD755	6
25-2203	CPAD153	19	26-8017	CPAD807	10, 11	28-81507	CPAD703	6
25-7010	CPF591/4	17	26-8018	CPAD806	10, 11	28-84707	CPAD557	6
25-7020	CPF591/2	17	26-8020	CPAD811	11	28-90007	CP782	6
25-7030	CPF59ALM	17	26-8028	CPN1	11	28-90027	CP785	6
25-7031	CPF59ALX	17	26-8029	CPN2	11	28-90097	CP7810	6
25-7032	CPF56ALM	16	26-8031	CPN17	11	28-90507	CPFIUG782	6
25-7033	CPF56ALX	16	26-8033	CPN8/110	11	28-90527	CPFIUG785	6
25-7034	CPF56ALS	16	27-7420	CPAD512	10	28-90537	CPFIUG792	6
25-7036	CPF56ALMZ	16	27-8100	CPAD502	10	28-91007	CPMC782	5
25-7049	CPF59D	17	27-8110	CPAD501	10	28-91027	CPMC785	5
25-7050	CPF59A	17	27-8120	CPAD500	10, 13	28-91037	CPMC7810	5
25-7056	CPF56ALMWP	16	27-8130	CPAD511	10	28-91047	CPMC783	5
25-7066	CPF56WPG	16	27-8140	CPAD505	10	28-91057	CPMC7818	5
25-7100	CPF59T	17	27-8141	CPAD506	10	28-92417	CPMC7820	5
25-7120	CPF159	17	27-8142	CPAD510	10	29-3835	CPAD507	10, 15
25-7121	CPFID59	17	27-8150	CPAD503	10	29-3840	CPAD810	15
25-7140	CPAD100	19	27-8200	CPAD212	13, 19	29-3855	CPAD508	10, 15
25-7141	CPAD101	19	27-8250	CPAD300	10, 14	29-4010	MINIUHF1	12
25-7150	CPCR561/4	16	27-8460	CP1094U	8	29-4031	MINIUHF2	12
25-7180	CPFI56	16	27-8460	CP1094UL	8	29-4033	MINIUHF17	12
25-7190	CPF111/5	17	27-8461	CPAD520	8	29-4100	CPAD305	12, 14
25-7191	CPF11ALM	17	27-8469	CPAD556M	8	29-4105	CPAD302	12, 14
25-7200	CPF81	18	27-8471	CPAD521	8	29-4110	CPAD240	12
25-7200L	CPF81L	18	27-9000	CP882	9	29-4130	CPAD243	12
25-7210	CPF81NW	18	27-9001	CP881	9	29-4140	CPAD214	12, 13
25-7300	CPAD250	13	27-9002	CP885	9	29-4145	CPAD219	12, 13
25-7306	CPL2598	13	27-9003	CP892	9	29-4150	CPAD509	10, 12
25-7307	CPL2591	13	27-9007	CP88T75	8	N/A	CPFIUG884	8
25-7308	CPL2592	13	27-9008	CP88T50	8			
25-7320	CPAD259	13	27-9009	CP8810	9			
25-7330	CPAD204	13	27-9013	CP895	9			
25-7340	CPAD205	13	27-9014	CP891	9			
25-7350	CPAD206	13	27-9022	CPCL881	9			
25-7354	CPAD210	13	27-9050	CPFIUG882	8			
25-7430	CPAD555	10	27-9051	CPFIUG881	8			
25-7500	CPAD516	10	27-9052	CPFIUG885	8			
25-7510	CPAD515	10	27-9053	CPFIUG892	8			
25-7530	CPAD103	19	27-9054	CPFIUG8810	8			
25-7550	CPAD218	13, 19	27-9067	CPAD356	14			
25-7580	CPAD106	19	27-9068	CPAD306	14			
25-7630	CPF61SE	18	27-9069	CPAD355	14			
25-7640	CPF71	18	27-9075	CPAD307	14			
25-7651	CPF61LR	18	27-9100	CPMC882	9			
25-7652	CPF61SR	18	27-9101	CPMC881	9			
25-7680	CPFNW	18	27-9102	CPMC885	9			
26-8000	CPMC8817	9, 11	27-9103	CPMC8810	9			
26-8002	CPAD814	11	27-9104	CPMC883	9			
26-8005	CPN8	11	27-9105	CPMC8819	9			
26-8009	CPAD800	11	27-9205	CPMC8811	9			
26-8010	CPAD850	11	27-9209	CP884	9			
26-8011	CPAD801	11	27-9236	CPMC8813	9			
26-8012	CPAD803	11	27-9254	CPMC8818	9			
26-8014	CPAD805	11, 13	27-9293	CPMC8826	9			
26-8015	CPAD808	11, 13	27-9294	CPAD523	10			

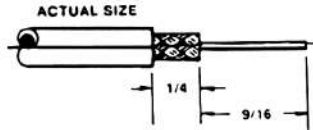
Cambridge	AIM	Page	Cambridge	AIM	Page	Cambridge	AIM	Page
CP1094U	27-8460	8	CPAD521	27-8471	8	CPFNW	25-7680	18
CP1094UL	27-8460	8	CPAD523	27-9294	10	CPL2591	25-7307	13
CP7810	28-90097	6	CPAD555	25-7430	10	CPL2592	25-7308	13
CP782	28-90007	6	CPAD556M	27-8469	8	CPL2598	25-7306	13
CP785	28-90027	6	CPAD557	28-84707	6	CPMC7810	28-91037	5
CP881	27-9001	9	CPAD703	28-81507	6	CPMC7818	28-91057	5
CP8810	27-9009	9	CPAD755	28-74307	6	CPMC782	28-91007	5
CP882	27-9000	9	CPAD800	26-8009	11	CPMC7820	28-92417	5
CP884	27-9209	9	CPAD801	26-8011	11	CPMC783	28-91047	5
CP885	27-9002	9	CPAD803	26-8012	11	CPMC785	28-91027	5
CP88T50	27-9008	8	CPAD805	26-8014	11, 13	CPMC881	27-9101	9
CP88T75	27-9007	8	CPAD806	26-8018	10, 11	CPMC8810	27-9103	9
CP891	27-9014	9	CPAD807	26-8017	10, 11	CPMC8811	27-9205	9
CP892	27-9003	9	CPAD808	26-8015	11, 13	CPMC8813	27-9236	9
CP895	27-9013	9	CPAD809	26-8016	11	CPMC8817	26-8000	9, 11
CPAD100	25-7140	19	CPAD810	29-3840	15	CPMC8818	27-9254	9
CPAD101	25-7141	19	CPAD811	26-8020	11	CPMC8819	27-9105	9
CPAD103	25-7530	19	CPAD814	26-8002	11	CPMC882	27-9100	9
CPAD106	25-7580	19	CPAD850	26-8010	11	CPMC8826	27-9293	9
CPAD151	25-2200	19	CPCL881	27-9022	9	CPMC883	27-9104	9
CPAD153	25-2203	19	CPCR561/4	25-7150	16	CPMC885	27-9102	9
CPAD204	25-7330	13	CPF111/5	25-7190	17	CPN1	26-8028	11
CPAD205	25-7340	13	CPF11ALM	25-7191	17	CPN17	26-8031	11
CPAD206	25-7350	13	CPF56ALM	25-7032	16	CPN2	26-8029	11
CPAD210	25-7354	13	CPF56ALMWP	25-7056	16	CPN8	26-8005	11
CPAD212	27-8200	13, 19	CPF56ALMZ	25-7036	16	CPN8/110	26-8033	11
CPAD214	29-4140	12, 13	CPF56ALS	25-7034	16	MINIUHF1	29-4010	12
CPAD218	25-7550	13, 19	CPF56ALX	25-7033	16	MINIUHF17	29-4033	12
CPAD219	29-4145	12, 13	CPF56WPG	25-7066	16	MINIUHF2	29-4031	12
CPAD240	29-4110	12	CPF591/2	25-7020	17			
CPAD243	29-4130	12	CPF591/4	25-7010	17			
CPAD250	25-7300	13	CPF59A	25-7050	17			
CPAD259	25-7320	13	CPF59ALM	25-7030	17			
CPAD300	27-8250	10, 14	CPF59ALX	25-7031	17			
CPAD302	29-4105	12, 14	CPF59D	25-7049	17			
CPAD305	29-4100	12, 14	CPF59T	25-7100	17			
CPAD306	27-9068	14	CPF61LR	25-7651	18			
CPAD307	27-9075	14	CPF61SE	25-7630	18			
CPAD355	27-9069	14	CPF61SR	25-7652	18			
CPAD356	27-9067	14	CPF71	25-7640	18			
CPAD500	27-8120	10, 13	CPF81	25-7200	18			
CPAD501	27-8110	10	CPF81L	25-7200L	18			
CPAD502	27-8100	10	CPF81NW	25-7210	18			
CPAD503	27-8150	10	CPFI56	25-7180	16			
CPAD505	27-8140	10	CPFI59	25-7120	17			
CPAD506	27-8141	10	CPFID59	25-7121	17			
CPAD507	29-3835	10, 15	CPFIUG782	28-90507	6			
CPAD508	29-3855	10, 15	CPFIUG785	28-90527	6			
CPAD509	29-4150	10, 12	CPFIUG792	28-90537	6			
CPAD510	27-8142	10	CPFIUG881	27-9051	8			
CPAD511	27-8130	10	CPFIUG8810	27-9054	8			
CPAD512	27-7420	10	CPFIUG882	27-9050	8			
CPAD515	25-7510	10	CPFIUG884	N/A	8			
CPAD516	25-7500	10	CPFIUG885	27-9052	8			
CPAD520	27-8461	8	CPFIUG892	27-9053	8			



# TERMINATION INSTRUCTIONS

IMPORTANT FOR PROPER  
INSTALLATION OF CONNECTORS

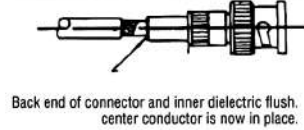
## TWIST-ON BNC/TNC



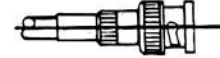
1. Trim cable as shown. Taking care not to nick the center conductor or outer braid.



2. Twist the outer braid in a clockwise direction in such a manner that at least 1/32 of inner dielectric is bared and the braid is left flat. (stray or loose braid can cause shorts)



Back end of connector and inner dielectric flush. center conductor is now in place.



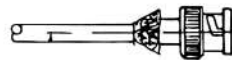
4. Firmly push the cable home as far as possible, then screw the connector on the cable in a clockwise direction until it stops.

3. Gently insert the center conductor down into the back end of the connector feeling it into the guide hole. When center conductor is not in place approx. 1/8" of center conductor will show.

## TWO-PIECE CRIMP BNC/TNC



1. Run crimp sleeve down cable.  
2. Trim cables as shown, taking care not to nick outer braid.  
3. Insert center conductor into the guide hole in the rear of the connector. Then screw the connector on the cable in a clockwise direction



CABLE HOMED



CRIMPED SLEEVE

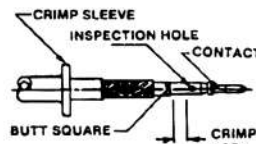
4. Push crimp sleeve into place, sandwiching the braid between the connector and sleeve.

5. Crimp the sleeve into place with the proper crimp tool.

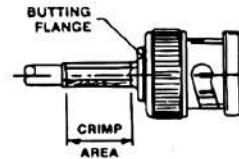
## THREE-PIECE CRIMP BNC/TNC



1. Trim cable as shown. Taking care not to nick the inner conductor or braid.



2. Slip crimp sleeve over cable. Place inner conductor into contact. Note that the end of contact and inner dielectric must be butting and square. Crimp with appropriate tooling.



3. Flair outer braid and gently but firmly push the contact into the connector housing until a gentle snap is felt, indicating the contact is in place. Slip the crimp sleeve in place, butting the flange against the connector body and crimp with appropriate tooling.

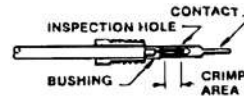
## MINI BNC THREE-PIECE CRIMP



1. Slip support sleeve over cable, and trim jacket as shown, taking care not to nick the shielding braid.



2. Flair braid and lay it in position over the sleeve as shown. Trim away the inner dielectric taking care not to nick the center conductor.



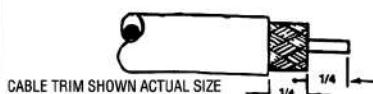
3. Place the bushing and contact in place on the cable and keeping the assembly snugly in place, crimp the contact with appropriate tooling.



4. Gently but firmly push the contact into the connector housing until a gentle snap is felt, indicating the contact is in place, crimp the connector together with appropriate tooling.

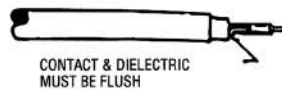
USED ON 27-9241, 27-9296, 27-9270, 27-9105

## N-TWIST-ON

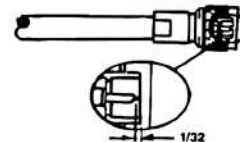


1. Trim cable as shown, taking care not to nick the center conductor or outer braid. Make sure that the outer braid lays flat. Trim any loose braid which can cause shorts.

USED ON 26-8019



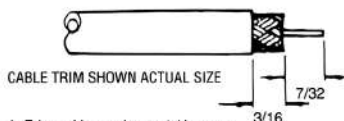
2. Twist the contact in a clockwise direction on the inner conductor till the back end of the contact is flush with the inner dielectric.



3. Twist the connector onto the cable in a clockwise direction. The connector is properly installed when the end of the contact is positioned within 1/32" of the front edge of the connector.

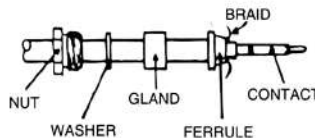
\*To aid in twisting on contact insert paper clip in thru hole.

## N-SOLDER CLAMP

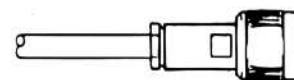


1. Trim cable as shown, taking care not to nick the center conductor or outer braid.

USED ON 26-8000, 26-8001, 26-8002, 26-8025, 26-8026, 26-8027



2. Run nut, washer, gland and ferrule over the cable, and flair the braid over the ferrule. Solder or crimp the contact to the center conductor.



3. Push the center contact home into the body assy., feeling it snap into place, and with all the loose components in place complete the assembly by wrench tightening the nut.