

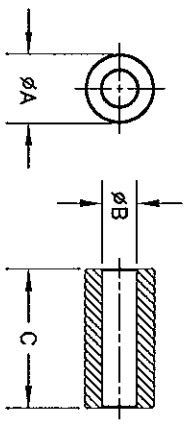
Made in China

NOTES:

- 1 - BURNISH TO BREAK SHARP EDGES.
- 2 - PACKAGING: 150 PIECES (EVERY OTHER CELL)/300 CELL [PKG-129], 3 CELLS/F2 [PKG-106] = 450 PIECES/CARTON.

SIZE	PART NO.	REV.
B	2646540402	0

UNCONTROLLED COPY WHEN PRINTED



A 13.85/14.75
.563

B 7.05/7.45
.285

C 27.85/29.35
1.126

BOLD NUMBERS ARE IN MILLIMETERS**, LIGHT NUMBERS ARE IN INCHES.

ELECTRICAL SPECIFICATIONS					
$\Sigma L/A(\text{mm}^{-1})$	l_e (mm)	A_e (mm ²)	V_e (mm ³)	L_o (nH)	IMPEDANCE (OHMS)
0.332342	31.4	97.0	3045	3.885	154 Min.

N=1 #22AWG WL=2.25"

REV.	ECN	DESCRIPTION	DRFT	DATE
REVISIONS				
APPLICABLE SPECS		DRAWING CLASS	TITLE	
Tolerances Unless Otherwise Indicated		FR# 46	FAIR-RITE PRODUCTS CORP.	
MATERIAL		FINISH	ROUND SUPPRESSION CORE	
2PL 3PL FRACT ANGLE		APPROV BY	SCALE	SHEET 1 of 1
DRAWN BY D. SCHULZ		DATE 05-16-2005	SIZE B	PART NO. 2646540402
REV.		REV.	REV.	

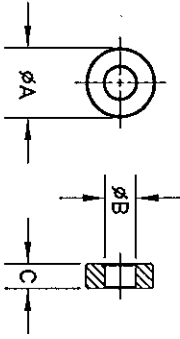
ADDED TO SYSTEM PER ECN# B-7633

Made in China

SIZE	PART NO.	REV.
B	2646540702	0

- NOTES:
- 1 - BURNISH TO BREAK SHARP EDGES.
 - 2 - PACKAGING: 100 PIECES/SMALL BAG [PKG-120], 3 BAGS/BOX [PKG-101], 12 BOXES/P2 [PKG-106] = 3,600 PIECES/CARTON.

UNCONTROLLED COPY WHEN PRINTED



A 13.85/14.75 B 6.10/6.60 C 4.85/5.30
 .563 .250 .200

BOLD NUMBERS ARE IN MILLIMETERS**, LIGHT NUMBERS ARE IN INCHES.

ELECTRICAL SPECIFICATIONS					
$S/A(\text{mm}^{-1})$	l_e (mm)	A_e (mm ²)	V_e (mm ³)	L_o (nH)	IMPEDANCE (OHMS)
1.5250	29.1	19.1	556	0.824	100 MHz TBD Min.
					N=1 #22AWG WL=1"

REV.	ECN	DESCRIPTION	DRAFT	DATE
REVISIONS				
APPLICABLE SPECS		DRAWING CLASS	TITLE	
Tolerances Unless Otherwise Indicated		MATERIAL	FAIR-RITE PRODUCTS CORP.	
2PL 3PL FRACT ANGLE		FR# 46 FINISH	ROUND SUPPRESSION CORE	
DRAWN BY J. QUINN		DATE 12-16-2004	SIZE B	PART NO. 2646540702
APPROV BY		SCALE NONE	SHEET 1 of 1	

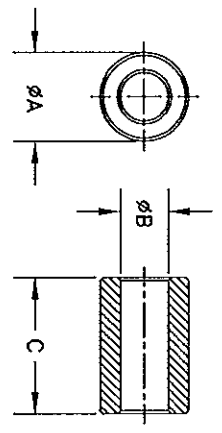
ADDED TO SYSTEM PER ECN# B-6268

Made in China

SIZE	PART NO.	REV.
B	2646626402	2

- NOTES:
- 1 - BURNISH TO BREAK SHARP EDGES.
 - 2 - PACKAGING: 94 PIECES/FOAM TRAY [PKG-436], 4 TRAYS/F2 [PKG-106] = 376 PIECES/CARTON.

UNCONTROLLED COPY WHEN PRINTED



A 18.20/19.20
.736

B 9.90/10.40
.400

C 27.85/29.35
1.126

ELECTRICAL SPECIFICATIONS					
$S/A(\text{mm}^{-2})$	l_e (mm)	A_e (mm ²)	V_e (mm ³)	L_o (nH)	IMPEDANCE (OHMS)
0.36031	42.6	118	5034	3.488	100 MHz 141 Mh.
N=1 #22AWG WL=2.5"					

Bold numbers are in millimeters,** light numbers are in inches

ADDED TO SYSTEM PER ECN# B-7634

REV.	DATE	DESCRIPTION	DRT
2	02-08-12	UPDATED PACKAGING NOTE	D.S.
1	06-17-10	UPDATED PACKAGING NOTE	D.S.
REV.	DATE	DESCRIPTION	DRT
REVISIONS			
APPLICABLE SPECS		DRAWING CLASS	
Tolerances Unless Otherwise Indicated		FR # 46	
3PL 2PL FRACT ANGLE		FINISH	
TITLE		DRAWN BY	
ROUND SUPPRESSION CORE		D. SCHULZ	
DATE		CHKD BY	
03-16-2006			
SIZE		APPROV BY	
PART NO.			
B		SCALE	
2646626402		NONE	
REV.		SHEET	
2		1 of 1	

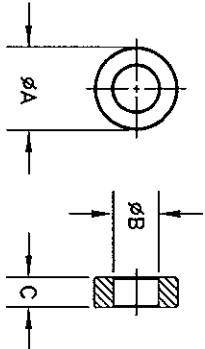
FAIR-RITE PRODUCTS CORP.

NOTES:

- 1 - BURNISH TO BREAK SHARP EDGES.
- 2 - PACKAGING: 91 PIECES/TRAY [PKG-133], 14 TRAYS/L1 [PKG-108] = 1,274 PIECES/CARTON.

SIZE	PART NO.	REV.
B	2646665902	1

UNCONTROLLED COPY WHEN PRINTED



$\overset{A}{17.05/17.85}$ $\overset{B}{9.25/9.75}$ $\overset{C}{6.10/6.60}$
 $\underset{.687}$ $\underset{.374}$ $\underset{.250}$

Bold numbers are in millimeters,** light numbers are in inches

ELECTRICAL SPECIFICATIONS					
$S/A(\text{mm}^{-1})$	l_e (mm)	A_e (mm^2)	V_e (mm^3)	L_o (nH)	IMPEDANCE (OHMS)
1.6273	39.8	24.5	975	0.772	100 MHz TBD
N=1 #22AWG WL=1"					

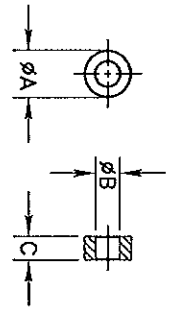
REV.	ECN	DESCRIPTION	D.S.	DATE
1	C-1268	UPDATED PACKAGING NOTE	D.S.	12-28-08
REVISIONS				
APPLICABLE SPECS		DRAWING CLASS	TITLE	
		MATERIAL	FAIR-RITE PRODUCTS CORP.	
		FR# 46	ROUND SUPPRESSION CORE	
Tolerances Unless Otherwise Indicated		FINISH	DRAWN BY DATE	
			K. ROOSA 09-19-1996	
3PL			CHKD BY	
2PL			APPRD BY	
FRACT ANGLE			SIZE	PART NO.
			B	2646665902
		SCALE	NONE	SHEET
				1 of 1
				REV.
				1

ADDED TO SYSTEM PER ECN# B-6267

Made in US

NOTES:
1 - BURNISH TO BREAK SHARP EDGES.

SIZE PART NO. REV.
B 2652002402 0



A 9.40/9.90 4.80/5.20 4.60/5.05
.380 .197 .190

BOLD NUMBERS ARE IN MILLIMETERS**, LIGHT NUMBERS ARE IN INCHES.

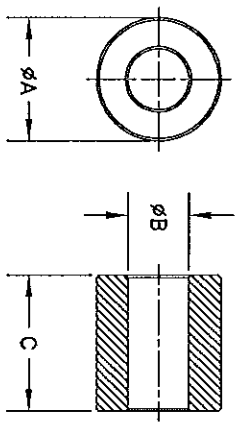
ELECTRICAL SPECIFICATIONS							
S ₁ /A(mm ⁻¹)	l _e (mm)	A _e (mm ²)	V _e (mm ²)	L _o (nH)	A _L (nH)	tan δ/m ¹	
1.9804	21.4	10.8	232	0.635	160±25%	1 gouss	±75x10 ⁻⁶

REV.	ECN	DESCRIPTION	DRFT	DATE
REVISIONS				
APPLICABLE SPECS		DRAWING CLASS	TITLE	
Tolerances Unless Otherwise Indicated		FR # 52	FAIR-RITE PRODUCTS CORP.	
MATERIAL		FINISH	SHIELD BEAD	
2PL	FRACT	ANGLE	DRAWN BY D. SCHULZ	DATE 02-26-2007
3PL			CHKD BY	
			APPRD BY	
ADDED TO SYSTEM PER ECN# B-8744		SCALE	NONE	SHEET 1 of 1
		SIZE	PART NO.	REV.
		B	2652002402	0

Made in US

SIZE PART NO. REV.
 B 2652102002 0

NOTES:
 1 - BURNISH TO BREAK SHARP EDGES.



A 25.15/26.65 12.55/13.05 27.80/29.40
 1.020 .504 1.126

Bold numbers are in millimeters; ** light numbers are in inches

UNCONTROLLED COPY WHEN PRINTED

ELECTRICAL SPECIFICATIONS						
$S_4/A_{kmm^{-1}}$	l_e (mm)	A_e (mm ²)	V_e (mm ³)	L_o (nH)	A_L (nH) @ 10 kHz <10 gauss	$\tan d/m_1$ @ 1 MHz 1 gauss
0.3117	56.0	180	10072	4.032	1000±25%	≤75X10E-6

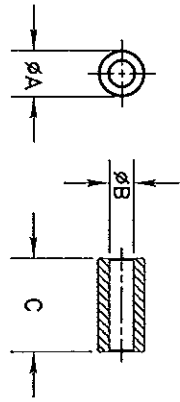
REV.	EON	DESCRIPTION	DRT	DATE
REVISIONS				
APPLICABLE SPECS				
DRAWING CLASS		TITLE		
MATERIAL		FAIR-RITE PRODUCTS CORP.		
FR # 52		ROUND SUPPRESSION CORE		
FINISH		DRAWN BY DATE		
3PL		D. SCHULZ 02-26-2007		
2PL		CHKD BY		
FRAGT		APPRD BY		
ANGLE		SCALE NONE		
SHEET 1			of 1	

ADDED TO SYSTEM PER EON# B-8746

Made in China

SIZE	PART NO.	REV.
B	2675023002	3

- NOTES:
- 1 - BURNISH TO BREAK SHARP EDGES.
 - 2 - IMPEDANCE MEASURED ON AN HP4285A, USING A 16047E TEST FIXTURE.
 - 3 - PARTS TO MEET FAIR-RITE PRODUCTS CORP. GENERIC VISUAL INSPECTION CRITERIA FOR SHIELD BEADS AND ROUND CABLE CORES.
 - 4 - PACKAGING: 352 PIECES/352 CELL [PKG-125], 4 CELLS/F2 [PKG-106] = 1,408 PIECES/CARTON
PACKAGING MUST MEET DROP TEST REQUIREMENTS AS PER ISTA PROCEDURE 1A.



A 9.25/9.75 4.85/5.35 18.65/19.45
 .374 .201 .750

UNCONTROLLED COPY WHEN PRINTED

ELECTRICAL SPECIFICATIONS								
S/A (mm ⁻¹)	l _e (mm)	A _e (mm ²)	V _e (mm ³)	L _o (nH)	IMPEDANCE (OHMS)			
					0.5 MHz	1.0 MHz	5.0 MHz	
0.53	21.5	40.6	873	2.37	28 Min.	40 Min.	78 Min.	A _L (nH) ±10 kHz
N=1 #22AWG WL=2"								13.0±30%

REV.	ECN	DESCRIPTION	DRFT	DATE
3	C-3512	UPDATED IMPEDANCE MEASUREMENT EQUIPMENT	D.S.	02-22-13
2	C-3290	ADDED AL SPECIFICATION	D.S.	10-22-12
1	C-2248	UPDATED PACKAGING NOTE	D.S.	05-13-11

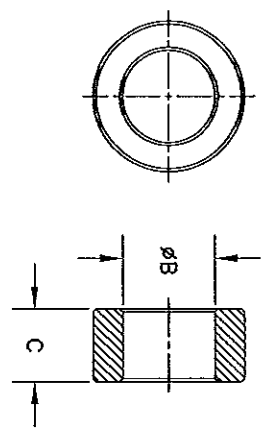
BOLD NUMBERS ARE IN MILLIMETERS**, LIGHT NUMBERS ARE IN INCHES.

APPLICABLE SPECS	DRAWING CLASS	MATERIAL	FR #	FINISH	TITLE	FAIR-RITE PRODUCTS CORP.
Tolerances Unless Otherwise Indicated			75		SHIELD BEAD	
2PL					DRAWN BY	DATE
3PL					D. SCHULZ	09-16-2010
FRACT					CHKD BY	
ANGLE					APPRD BY	
SCALE	NONE	SHEET	1	of	1	REV.
						3

Made in China

SIZE	PART NO.	REV.
B	2675821502	3

- NOTES:
- 1 - BURNISH TO BREAK SHARP EDGES.
 - 2 - IMPEDANCE MEASURED ON AN HP4285A, USING A 16047E FIXTURE.
 - 3 - PARTS TO MEET FAIR-RITE PRODUCTS CORP. GENERIC VISUAL INSPECTION CRITERIA FOR SHIELD BEADS AND ROUND CABLE CORES.
 - 4 - PACKAGING: 53 PIECES/TRAY [PKG-132], 8 TRAYS/HALF L1 [PKG-107] = 424 PIECES/CARTON. PACKAGING MUST MEET DROP TEST REQUIREMENTS AS PER ISTA PROCEDURE 1A.



A 30.40/31.60 18.40/19.60 14.70/15.30
 1.220 .748 .591

UNCONTROLLED COPY WHEN PRINTED

ELECTRICAL SPECIFICATIONS

S _L /A (mm ⁻²)	l _e (mm)	A _e (mm ²)	V _e (mm ²)	L _o (nH)	IMPEDANCE (OHMS)			A _L (nH) @ 10 KHz
					0.5 MHz	1.0 MHz	5.0 MHz	
0.856	75.5	88.2	6658	1.469	20 Min.	17.5 Min.	9.5 Min.	7.65±50%
N=1 #22AWG WL=1"								

3	C-3546	UPDATED ELECTRICAL TEST EQUIPMENT	D.S. 03-07-13
2	C-3414	UPDATED PACKAGING SPECIFICATIONS	D.S. 01-24-13
1	C-3291	ADDED A.L SPECIFICATION	D.S. 10-22-12
REV.	ECN	DESCRIPTION	DRET DATE

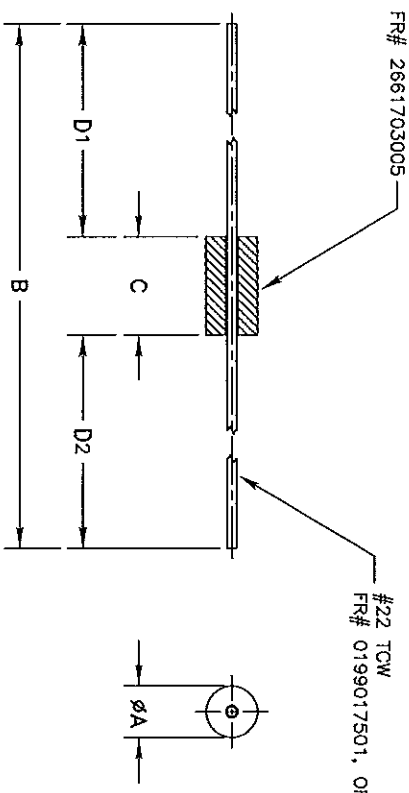
APPLICABLE SPECS	DRAWING CLASS	MATERIAL	TITLES	FAIR-RITE PRODUCTS CORP.
Tolerances Unless Otherwise Indicated	FR# 75	FINISH	ROUND SUPPRESSION CORE	
2PL	3PL	FRACT	ANGLE	
DRAWN BY	DATE	SIZE	PART NO.	REV.
O. SCHULZ	10-12-2010	B	2675821502	3
APPROD BY		SCALE	NONE	SHEET 1 of 1

ADDED TO SYSTEM PER ECN# C-1825

BOLD NUMBERS ARE IN MILLIMETERS**, LIGHT NUMBERS ARE IN INCHES.

Made in China

SIZE	PART NO.	REV.
B	2761003111	9



A 3.25/3.75 60.50/63.50 6.45/6.95 D1-D2
 .138 2.440 .264 ±1.5 Max
 ±.059 Max

BOLD NUMBERS ARE IN MILLIMETERS**, LIGHT NUMBERS ARE IN INCHES.

ELECTRICAL SPECIFICATIONS

IMPEDANCE (OHMS)		
100 MHZ	250 MHZ	500 MHZ
64 Min.	86 Min.	98 Min.

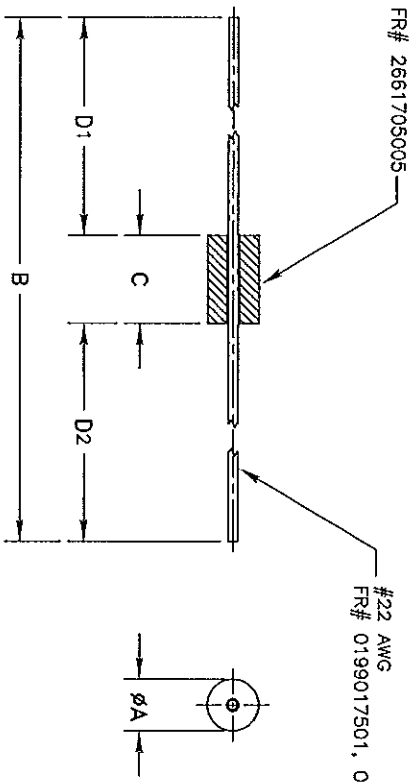
- NOTES:
- 1 - PARTS TO MEET FAIR-RITE PRODUCTS CORP. GENERIC VISUAL INSPECTION CRITERIA FOR SHIELD BEADS.
 - 2 - IMPEDANCE MEASURED ON A HP4191A, USING A 16092A TEST FIXTURE, WITH COMPENSATION, AND A WIRE LENGTH OF 20mm [.8"].
 - 3 - PART MEETS FAIR-RITE PRODUCTS CORP. SOP# ELC-55 SPECIFICATION FOR THERMAL SHOCK RESISTANCE.
 - 4 - WIRE MEETS FAIR-RITE PRODUCTS CORP. SOP# ELC-57, SPECIFICATION FOR SOLDERABILITY.
 - 5 - PART IS BULK PACKAGED: 250 PIECES/BAG, 40 BAGS/L1 = 10,000 PIECES/CARTON. PLACE ONE OXIDATION ARREST STRIP IN EACH BAG. ROOL & TAPE BAG CLOSED.

REV.	ECN	DESCRIPTION	DRAFT	DATE
9	B-5777	ADDED BEAD PART NUMBER & REMOVED NOTE REFERENCING BEAD DIMENSIONS	D.S.	03-27-07
8	B-8694	ADDED WIRE LENGTH TO IMPEDANCE MEASUREMENT	D.S.	02-18-07
7	B-8141	UPDATED NOTES	D.S.	08-11-06
6	B-5971	REMOVE "LF" DESIGNATION	J.Q.	11-08-04
5	B-5310	ADDED FR# 2761003111LF TO PRINT	D.S.	04-21-04
4	B-4648	ADDED IMPEDANCE SPECIFICATION @ 500 MHZ	D.S.	10-01-03
3	B-4404	ADDED NOTE No. 3: PACKAGING	D.S.	07-29-03
2	B-147	DELETED WIRE NOTES	J.L.	02-14-01
1	A-1113	CHANGED "A" DIMENSION	J.L.	08-31-00

APPLICABLE SPECS		DRAWING CLASS		TITLE		FAIR-RITE PRODUCTS CORP.	
Tolerances Unless Otherwise Indicated		FR# 61		BEAD-ON-LEAD ASSEMBLY		REV.	
2PL	3PL	FINISH	DRAWN BY	DATE	SIZE	PART NO.	REV.
FRACT	ANGLE		K. ROOSA	08-19-1998	B	2761003111	9
		APPRVD BY	SCALE: NONE		SHEET 1 OF 1		

Made in China

SIZE	PART NO.	REV.
B	2761005111	9



- NOTES:
- 1 - PARTS TO MEET FAIR-RITE PRODUCTS CORP. GENERIC VISUAL INSPECTION CRITERIA FOR SHIELD BEADS.
 - 2 - IMPEDANCE MEASURED ON A HP4191A, USING A 16092A TEST FIXTURE, WITH COMPENSATION, AND A WIRE LENGTH OF 18mm [.7"].
 - 3 - PART MEETS FAIR-RITE PRODUCTS CORP. SOP# ELC-55 SPECIFICATION FOR THERMAL SHOCK RESISTANCE.
 - 4 - WIRE MEETS FAIR-RITE PRODUCTS CORP. SOP# ELC-57, SPECIFICATION FOR SOLDERABILITY.
 - 5 - PART IS BULK PACKAGED: 250 PIECES/BAG, 40 BAGS/L1 = 10,000 PIECES/CARTON. PLACE ONE OXIDATION ARREST STRIP IN EACH BAG. ROOL & TAPE BAG CLOSED.

A 3.25/3.75 60.50/63.50 5.75/6.25 D1-D2 ±1.5 Max
.138 2.440 .236 ±.059 Max

BOLD NUMBERS ARE IN MILLIMETERS**, LIGHT NUMBERS ARE IN INCHES.

ELECTRICAL SPECIFICATIONS

IMPEDANCE (OHMS)		
100 MHZ	250 MHZ	500 MHZ
56 Min.	77 Min.	88 Min.

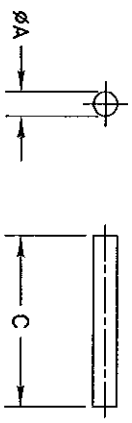
REV.	ECN	DESCRIPTION	DRFT	DATE
1	A-1113	CHANGED "A" DIMENSION	J.J.	08-31-00
2	B-147	DELETED WIRE NOTES	J.J.	02-14-01
3	B-4404	ADDED NOTE NO. 3: PACKAGING	D.S.	07-29-03
4	B-4648	ADDED IMPEDANCE SPECIFICATION @ 500 MHZ	D.S.	10-01-03
5	B-5310	ADDED FR# 2761005111LF TO PRINT	D.S.	04-22-04
6	B-6215	REMOVED "LF" DESIGNATION	J.Q.	12-13-04
7	B-8142	UPDATED NOTES	D.S.	08-12-06
8	B-8693	ADDED WIRE LENGTH TO IMPEDANCE MEASUREMENT	D.S.	02-23-07
9	B-8779	ADDED BEAD PART NUMBER & REMOVED NOTE REFERENCING BEAD DIMENSIONS	D.S.	03-30-07

APPLICABLE SPECS		TITLE	
DRAWING CLASS	FR# 61	FAIR-RITE PRODUCTS CORP.	BEAD-ON-LEAD ASSEMBLY
MATERIAL	FINISH		
Tolerances Unless Otherwise Indicated			
2PL	3PL	SCALE: NONE	SHEET 1 OF 1
FRACT	ANGLE		

Made in US

SIZE	PART NO.	REV.
B	3067990891	1

UNCONTROLLED COPY WHEN PRINTED



A 4.96/5.04
.197

C 34.20/35.80
1.378

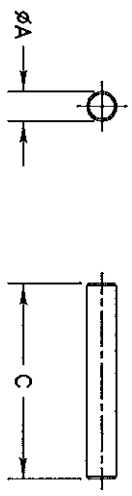
BOLD NUMBERS ARE IN MILLIMETERS**, LIGHT NUMBERS ARE IN INCHES.

ADDED TO SYSTEM PER ECN# B-2568

REV.	1	B-9903	ECN	"C" DIMENSION WAS 34.30/35.70 mm [1.378"]	D.S.	09-03-09
REVISIONS						
APPLICABLE SPECS	DRAWING CLASS		TITLE			
Tolerances Unless Otherwise Indicated	FR# 67		FAIR-RITE PRODUCTS CORP.			
2PL	FINISH		SOLID ROD			
3PL	DRAWN BY		DATE		SIZE	PART NO.
FRACT	D. SCHULZ		06-28-2002		B	3067990891
ANGLE	CHKD BY		APPRD BY		SCALE	NONE
					SHEET	1 of 1
					REV.	1

Made in US

SIZE	PART NO.	REV.
B	3067990901	1



A
5.95/6.05
.236

C
39.20/40.80
1.575

BOLD NUMBERS ARE IN MILLIMETERS**, LIGHT NUMBERS ARE IN INCHES.

ADDED TO SYSTEM PER ECN# B-2569

1	B-7816	STANDARDIZED PRINT FORMAT	D.S.	05-19-06
REV.	ECN	DESCRIPTION	DRFT	DATE
REVISIONS				
APPLICABLE SPECS		DRAWING CLASS	TITLE	
TD-0114		MATERIAL	FAIR-RITE PRODUCTS CORP.	
Tolerances Unless Otherwise Indicated		FR # 67	SOLID ROD	
FINISH		DRAWN BY	DATE	SIZE
2PL		D. SCHULZ	05-28-2002	PART NO.
3PL		CHKD BY		B 3067990901
FRACT ANGLE		APPRVD BY	SCALE	NONE
			SHEET	1 of 1
			REV.	1