

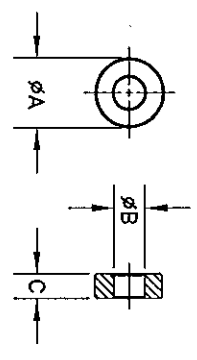


*Made in China*

SIZE	PART NO.	REV.
B	2646540702	0

- NOTES:
- 1 - BURNISH TO BREAK SHARP EDGES.
  - 2 - PACKAGING: 100 PIECES/SMALL BAG [PKG-120], 3 BAGS/BOX [PKG-101], 12 BOXES/P2 [PKG-106] = 3,600 PIECES/CARTON.

UNCONTROLLED COPY WHEN PRINTED



A 13.85/14.75      B 6.10/6.60      C 4.85/5.30  
 .563                      .250                      .200

BOLD NUMBERS ARE IN MILLIMETERS\*\*, LIGHT NUMBERS ARE IN INCHES.

ELECTRICAL SPECIFICATIONS					
$S/A(\text{mm}^{-1})$	$l_e$ (mm)	$A_e$ (mm <sup>2</sup> )	$V_e$ (mm <sup>3</sup> )	$L_o$ (nH)	IMPEDANCE (OHMS)
1.5250	29.1	19.1	556	0.824	100 MHz TBD Min.
N=1 #22AWG WL=1"					

REV.	ECN	DESCRIPTION	DRT	DATE
REVISIONS				
APPLICABLE SPECS	DRAWING CLASS	TITLE		
	MATERIAL	FAIR-RITE PRODUCTS CORP.		
	FR# 46	ROUND SUPPRESSION CORE		
Tolerances Unless Otherwise Indicated	FINISH	DRAWN BY	DATE	REV.
2PL		J. QUINN	12-16-2004	0
3PL		CHKD BY		
FRACT		APPRD BY		
ANGLE		SCALE	NONE	SHEET 1 of 1

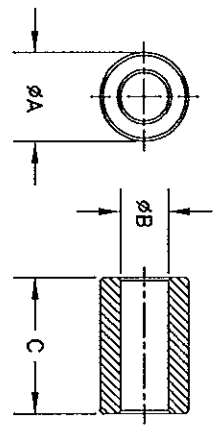
ADDED TO SYSTEM PER ECN# B-6268

Made in China

SIZE	PART NO.	REV.
B	2646626402	2

- NOTES:
- 1 - BURNISH TO BREAK SHARP EDGES.
  - 2 - PACKAGING: 94 PIECES/FOAM TRAY [PKG-436], 4 TRAYS/F2 [PKG-106] = 376 PIECES/CARTON.

UNCONTROLLED COPY WHEN PRINTED



A 18.20/19.20  
.736

B 9.90/10.40  
.400

C 27.85/29.35  
1.126

ELECTRICAL SPECIFICATIONS					
$S/A(\text{mm}^{-2})$	$l_e$ (mm)	$A_e$ (mm <sup>2</sup> )	$V_e$ (mm <sup>3</sup> )	$L_o$ (nH)	IMPEDANCE (OHMS)
0.36031	42.6	118	5034	3.488	100 MHz 141 Mh.
N=1 #22AWG WL=2.5"					

Bold numbers are in millimeters,\*\* light numbers are in inches

ADDED TO SYSTEM PER ECN# B-7634

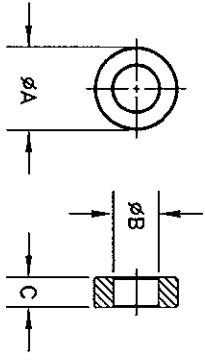
2	C-2767	UPDATED PACKAGING NOTE	D.S.	02-08-12
1	C-1665	UPDATED PACKAGING NOTE	D.S.	06-17-10
REV.	ECN	DESCRIPTION	DRT	DATE
REVISIONS				
APPLICABLE SPECS		DRAWING CLASS	TITLE	
Tolerances Unless Otherwise Indicated		FR # 46	FAIR-RITE PRODUCTS CORP.	
3PL 2PL FRACT ANGLE		FINISH	ROUND SUPPRESSION CORE	
DRAWN BY D. SCHULZ		DATE 03-16-2006	SIZE B	PART NO. 2646626402
CHKD BY		APPROV BY	SCALE NONE	SHEET 1 of 1
				REV. 2

NOTES:

- 1 - BURNISH TO BREAK SHARP EDGES.
- 2 - PACKAGING: 91 PIECES/TRAY [PKG-133], 14 TRAYS/L1 [PKG-108] = 1,274 PIECES/CARTON.

SIZE	PART NO.	REV.
B	2646665902	1

UNCONTROLLED COPY WHEN PRINTED



A 17.05/17.85      B 9.25/9.75      C 6.10/6.60  
 .687                      .374                      .250

Bold numbers are in millimeters,\*\* light numbers are in inches

ELECTRICAL SPECIFICATIONS					
S <sub>l</sub> /A(mm <sup>-1</sup> )	l <sub>e</sub> (mm)	A <sub>e</sub> (mm <sup>2</sup> )	V <sub>e</sub> (mm <sup>3</sup> )	L <sub>o</sub> (nH)	IMPEDANCE (OHMS)
1.6273	39.8	24.5	975	0.772	100 MHz TBD
N=1 #22AWG WL=1"					

REV.	ECN	DESCRIPTION	D.S. DATE
1	C-1268	UPDATED PACKAGING NOTE	12-28-08
REVISIONS			
APPLICABLE SPECS		TITLE	
DRAWING CLASS	MATERIAL	FAIR-RITE PRODUCTS CORP.	
FR # 46	FINISH	ROUND SUPPRESSION CORE	
Tolerances Unless Otherwise Indicated		DRAWN BY	DATE
3PL		K. ROOSA	09-19-1996
2PL		CHKD BY	
FRACT ANGLE		APPRD BY	
SCALE		PART NO.	REV.
NONE		2646665902	1
SHEET		1 of 1	

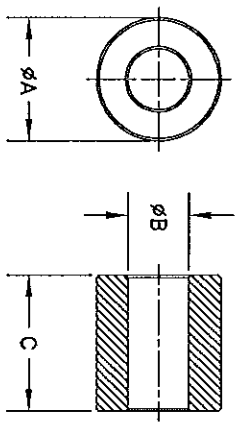
ADDED TO SYSTEM PER ECN# B-6267



Made in US

SIZE PART NO. REV.  
 B 2652102002 0

NOTES:  
 1 - BURNISH TO BREAK SHARP EDGES.



A 25.15/26.65 12.55/13.05 27.80/29.40  
 1.020 .504 1.126

Bold numbers are in millimeters; \*\* light numbers are in inches

UNCONTROLLED COPY WHEN PRINTED

ELECTRICAL SPECIFICATIONS						
$S_4/A_{kmm^{-1}}$	$l_e$ (mm)	$A_e$ (mm <sup>2</sup> )	$V_e$ (mm <sup>3</sup> )	$L_o$ (nH)	$A_L$ (nH) @ 10 KHz <10 gauss	$\tan d/m_1$ @ 1 MHz 1 gauss
0.3117	56.0	180	10072	4.032	1000±25%	≤75X10E-6

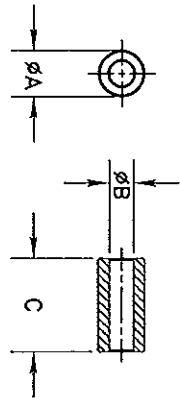
REV.	EON	DESCRIPTION	DRT	DATE
REVISIONS				
APPLICABLE SPECS				
DRAWING CLASS		TITLE		
MATERIAL		FAIR-RITE PRODUCTS CORP.		
FR # 52		ROUND SUPPRESSION CORE		
FINISH		DRAWN BY DATE		
Tolerances Unless Otherwise Indicated		D. SCHULZ 02-26-2007		
3PL		SIZE PART NO.		REV.
2PL		B 2652102002		0
FRACT		SCALE NONE		SHEET 1 of 1
ANGLE				

ADDED TO SYSTEM PER EON# B-8746

Made in China

SIZE	PART NO.	REV.
B	2675023002	3

- NOTES:
- 1 - BURNISH TO BREAK SHARP EDGES.
  - 2 - IMPEDANCE MEASURED ON AN HP4285A, USING A 16047E TEST FIXTURE.
  - 3 - PARTS TO MEET FAIR-RITE PRODUCTS CORP. GENERIC VISUAL INSPECTION CRITERIA FOR SHIELD BEADS AND ROUND CABLE CORES.
  - 4 - PACKAGING: 352 PIECES/352 CELL [PKG-125], 4 CELLS/F2 [PKG-106] = 1,408 PIECES/CARTON  
PACKAGING MUST MEET DROP TEST REQUIREMENTS AS PER ISTA PROCEDURE 1A.



A 9.25/9.75 4.85/5.35 18.65/19.45  
 .374 .201 .750

UNCONTROLLED COPY WHEN PRINTED

ELECTRICAL SPECIFICATIONS								
S/A(mm <sup>-1</sup> )	l <sub>e</sub> (mm)	A <sub>e</sub> (mm <sup>2</sup> )	V <sub>e</sub> (mm <sup>3</sup> )	L <sub>o</sub> (nH)	IMPEDANCE (OHMS)			
					0.5 MHz	1.0 MHz	5.0 MHz	
0.53	21.5	40.6	873	2.37	28 Min.	40 Min.	78 Min.	A <sub>L</sub> (nH) ±10 kHz
N=1 #22AWG WL=2"								13.0±30%

REV.	ECN	DESCRIPTION	DRFT	DATE
3	C-3512	UPDATED IMPEDANCE MEASUREMENT EQUIPMENT	D.S.	02-22-13
2	C-3290	ADDED AL SPECIFICATION	D.S.	10-22-12
1	C-2248	UPDATED PACKAGING NOTE	D.S.	05-13-11

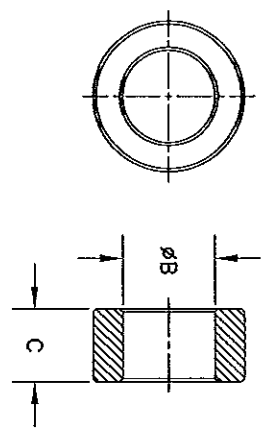
BOLD NUMBERS ARE IN MILLIMETERS\*\*, LIGHT NUMBERS ARE IN INCHES.

APPLICABLE SPECS	DRAWING CLASS	MATERIAL	FR #	FINISH	TITLE	FAIR-RITE PRODUCTS CORP.
Tolerances Unless Otherwise Indicated			75		SHIELD BEAD	
2PL					DRAWN BY	DATE
3PL					D. SCHULZ	09-16-2010
FRACT					CHKD BY	
ANGLE					APPRD BY	
SCALE	NONE	SHEET	1	of	1	REV.
						3

Made in China

SIZE	PART NO.	REV.
B	2675821502	3

- NOTES:
- BURNISH TO BREAK SHARP EDGES.
  - IMPEDANCE MEASURED ON AN HP4285A, USING A 16047E FIXTURE.
  - PARTS TO MEET FAIR-RITE PRODUCTS CORP. GENERIC VISUAL INSPECTION CRITERIA FOR SHIELD BEADS AND ROUND CABLE CORES.
  - PACKAGING: 53 PIECES/TRAY [PKG-132], 8 TRAYS/HALF L1 [PKG-107] = 424 PIECES/CARTON. PACKAGING MUST MEET DROP TEST REQUIREMENTS AS PER ISTA PROCEDURE 1A.



A 30.40/31.60 18.40/19.60 14.70/15.30  
 1.220 .748 .591

UNCONTROLLED COPY WHEN PRINTED

ELECTRICAL SPECIFICATIONS

S <sub>L</sub> /A (mm <sup>-2</sup> )	l <sub>e</sub> (mm)	A <sub>e</sub> (mm <sup>2</sup> )	V <sub>e</sub> (mm <sup>2</sup> )	L <sub>o</sub> (nH)	IMPEDANCE (OHMS)			A <sub>L</sub> (nH) @ 10 KHz
					0.5 MHz	1.0 MHz	5.0 MHz	
0.856	75.5	88.2	6658	1.469	20 Min.	17.5 Min.	9.5 Min.	7.65±50%
N=1 #22AWG WL=1"								

3	C-3546	UPDATED ELECTRICAL TEST EQUIPMENT	D.S. 03-07-13
2	C-3414	UPDATED PACKAGING SPECIFICATIONS	D.S. 01-24-13
1	C-3291	ADDED A.L SPECIFICATION	D.S. 10-22-12
REV.	ECN	DESCRIPTION	DRET DATE

APPLICABLE SPECS	DRAWING CLASS	MATERIAL	TITLES	FAIR-RITE PRODUCTS CORP.
Tolerances Unless Otherwise Indicated	FR# 75	FINISH	ROUND SUPPRESSION CORE	
2PL	3PL	FRAC	ANGLE	
DRAWN BY	DATE	SIZE	PART NO.	REV.
O. SCHULZ	10-12-2010	B	2675821502	3
APPROD BY		SCALE	NONE	SHEET 1 of 1

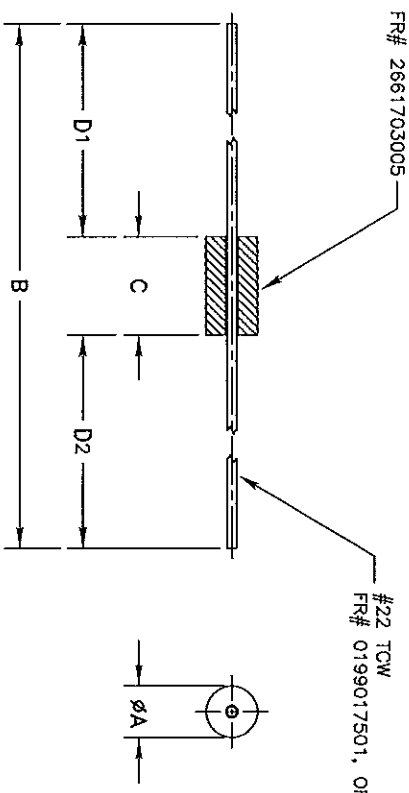
ADDED TO SYSTEM PER ECN# C-1825

BOLD NUMBERS ARE IN MILLIMETERS\*\*, LIGHT NUMBERS ARE IN INCHES.



*Made in China*

SIZE	PART NO.	REV.
B	2761003111	9



A 3.25/3.75 60.50/63.50 6.45/6.95 D1-D2  
 .138 2.440 .264 ±1.5 Max  
 ±.059 Max

BOLD NUMBERS ARE IN MILLIMETERS\*\*, LIGHT NUMBERS ARE IN INCHES.

ELECTRICAL SPECIFICATIONS

IMPEDANCE (OHMS)		
100 MHZ	250 MHZ	500 MHZ
64 Min.	86 Min.	98 Min.

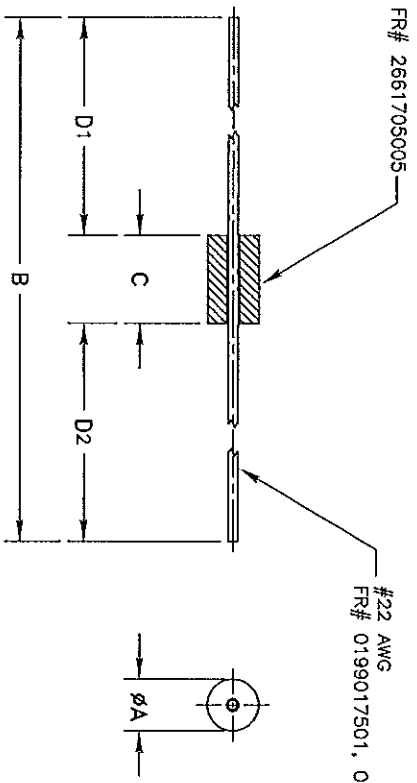
- NOTES:
- 1 - PARTS TO MEET FAIR-RITE PRODUCTS CORP. GENERIC VISUAL INSPECTION CRITERIA FOR SHIELD BEADS.
  - 2 - IMPEDANCE MEASURED ON A HP4191A, USING A 16092A TEST FIXTURE, WITH COMPENSATION, AND A WIRE LENGTH OF 20mm [.8"].
  - 3 - PART MEETS FAIR-RITE PRODUCTS CORP. SOP# ELC-55 SPECIFICATION FOR THERMAL SHOCK RESISTANCE.
  - 4 - WIRE MEETS FAIR-RITE PRODUCTS CORP. SOP# ELC-57, SPECIFICATION FOR SOLDERABILITY.
  - 5 - PART IS BULK PACKAGED: 250 PIECES/BAG, 40 BAGS/L1 = 10,000 PIECES/CARTON. PLACE ONE OXIDATION ARREST STRIP IN EACH BAG. ROOL & TAPE BAG CLOSED.

REV.	ECN	DESCRIPTION	DRAFT	DATE
9	B-8777	ADDED BEAD PART NUMBER & REMOVED NOTE REFERENCING BEAD DIMENSIONS	D.S.	03-27-07
8	B-8694	ADDED WIRE LENGTH TO IMPEDANCE MEASUREMENT	D.S.	02-18-07
7	B-8141	UPDATED NOTES	D.S.	08-11-06
6	B-5971	REMOVE "LF" DESIGNATION	J.Q.	11-08-04
5	B-5310	ADDED FR# 2761003111LF TO PRINT	D.S.	04-21-04
4	B-4648	ADDED IMPEDANCE SPECIFICATION @ 500 MHZ	D.S.	10-01-03
3	B-4404	ADDED NOTE No. 3: PACKAGING	D.S.	07-29-03
2	B-147	DELETED WIRE NOTES	J.L.	02-14-01
1	A-1113	CHANGED "A" DIMENSION	J.L.	08-31-00

APPLICABLE SPECS		DRAWING CLASS		TITLE		FAIR-RITE PRODUCTS CORP.	
Tolerances Unless Otherwise Indicated		FR# 61		BEAD-ON-LEAD ASSEMBLY		REV.	
2PL	3PL	FINISH	DRAWN BY	DATE	SIZE	PART NO.	REV.
FRACT	ANGLE		K. ROOSA	08-19-1998	B	2761003111	9
		APPRVD BY	SCALE: NONE		SHEET 1 OF 1		

Made in China

SIZE	PART NO.	REV.
B	2761005111	9



- NOTES:
- 1 - PARTS TO MEET FAIR-RITE PRODUCTS CORP. GENERIC VISUAL INSPECTION CRITERIA FOR SHIELD BEADS.
  - 2 - IMPEDANCE MEASURED ON A HP4191A, USING A 16092A TEST FIXTURE, WITH COMPENSATION, AND A WIRE LENGTH OF 18mm [.7"].
  - 3 - PART MEETS FAIR-RITE PRODUCTS CORP. SOP# ELC-55 SPECIFICATION FOR THERMAL SHOCK RESISTANCE.
  - 4 - WIRE MEETS FAIR-RITE PRODUCTS CORP. SOP# ELC-57, SPECIFICATION FOR SOLDERABILITY.
  - 5 - PART IS BULK PACKAGED: 250 PIECES/BAG, 40 BAGS/L1 = 10,000 PIECES/CARTON. PLACE ONE OXIDATION ARREST STRIP IN EACH BAG. ROOL & TAPE BAG CLOSED.

A 3.25/3.75 60.50/63.50 5.75/6.25 D1-D2 ±1.5 Max  
 .138 2.440 .236 ±.059 Max

BOLD NUMBERS ARE IN MILLIMETERS\*\*, LIGHT NUMBERS ARE IN INCHES.

ELECTRICAL SPECIFICATIONS

IMPEDANCE (OHMS)		
100 MHZ	250 MHZ	500 MHZ
56 Min.	77 Min.	88 Min.

REV.	ECN	DESCRIPTION	DRFT	DATE
9	B-8779	ADDED BEAD PART NUMBER & REMOVED NOTE REFERENCING BEAD DIMENSIONS	D.S.	03-30-07
8	B-8693	ADDED WIRE LENGTH TO IMPEDANCE MEASUREMENT	D.S.	02-23-07
7	B-8142	UPDATED NOTES	D.S.	08-12-06
6	B-6215	REMOVED "LF" DESIGNATION	J.Q.	12-13-04
5	B-5310	ADDED FR# 2761005111LF TO PRINT	D.S.	04-22-04
4	B-4648	ADDED IMPEDANCE SPECIFICATION @ 500 MHZ	D.S.	10-01-03
3	B-4404	ADDED NOTE NO. 3: PACKAGING	D.S.	07-29-03
2	B-147	DELETED WIRE NOTES	J.J.	02-14-01
1	A-1113	CHANGED "A" DIMENSION	J.J.	08-31-00

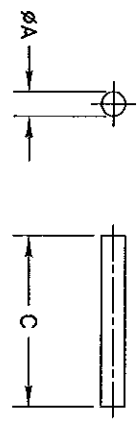
APPLICABLE SPECS		DRAWING CLASS	TITLE	
Tolerances Unless Otherwise Indicated		FR# 61	FAIR-RITE PRODUCTS CORP.	
2PL	3PL	FINISH	BEAD-ON-LEAD ASSEMBLY	
FRACT	ANGLE		SCALE: NONE	SHEET 1 OF 1

DRAWN BY	DATE	SIZE	PART NO.	REV.
K. ROOSA	08-19-1998	B	2761005111	9
CHKD BY				
APPRVD BY				

Made in US

SIZE	PART NO.	REV.
B	3067990891	1

UNCONTROLLED COPY WHEN PRINTED



A  
4.96/5.04  
.197

C  
34.20/35.80  
1.378

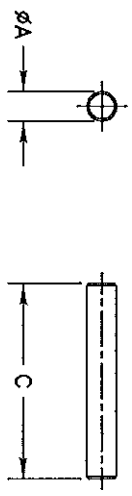
BOLD NUMBERS ARE IN MILLIMETERS\*\*, LIGHT NUMBERS ARE IN INCHES.

ADDED TO SYSTEM PER ECN# B-2568

REV.	1	B-9903	ECN	"C" DIMENSION WAS 34.30/35.70 mm [1.378"]	D.S.	09-03-09
REVISIONS						
APPLICABLE SPECS	DRAWING CLASS		TITLE			
Tolerances Unless Otherwise Indicated	FR# 67		FAIR-RITE PRODUCTS CORP.			
2PL	FINISH		SOLID ROD			
3PL	DRAWN BY		DATE		SIZE	PART NO.
FRACT	D. SCHULZ		06-28-2002		B	3067990891
ANGLE	CHKD BY		APPRD BY		SCALE	NONE
					SHEET	1 of 1
					REV.	1

Made in US

SIZE	PART NO.	REV.
B	3067990901	1



**A**  
5.95/6.05  
.236

**C**  
39.20/40.80  
1.575

BOLD NUMBERS ARE IN MILLIMETERS\*\*, LIGHT NUMBERS ARE IN INCHES.

ADDED TO SYSTEM PER ECN# B-2569

1	B-7816	STANDARDIZED PRINT FORMAT	D.S.	05-19-06
REV.	ECN	DESCRIPTION	DRFT	DATE
REVISIONS				
APPLICABLE SPECS		DRAWING CLASS	TITLE	
TD-0114		MATERIAL	FAIR-RITE PRODUCTS CORP.	
Tolerances Unless Otherwise Indicated		FR # 67	SOLID ROD	
FINISH		DRAWN BY	DATE	REV.
2PL		D. SCHULZ	05-28-2002	1
3PL		CHKD BY		
FRACT ANGLE		APPRVD BY	SCALE	SHEET
			NONE	1 of 1