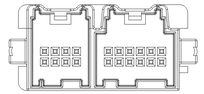

TYPE 101
SAME AS TYPE 107
EXCEPT AS SHOWN

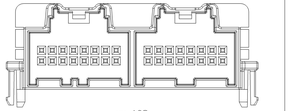

TYPE 108
SAME AS TYPE 106
EXCEPT AS SHOWN

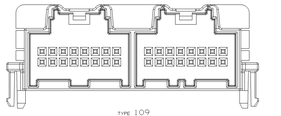

TYPE 109
SAME AS TYPE 106
EXCEPT AS SHOWN

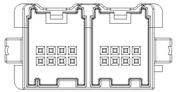

TYPE 102
SAME AS TYPE 107
EXCEPT AS SHOWN

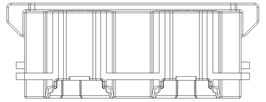

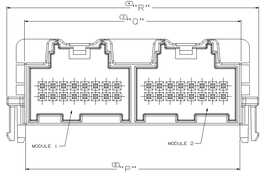

TYPE 106
RIGHT ANGLE

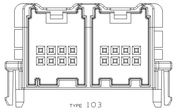

TYPE 103
SAME AS TYPE 106
EXCEPT AS SHOWN

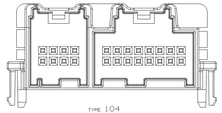

TYPE 104
SAME AS TYPE 106
EXCEPT AS SHOWN

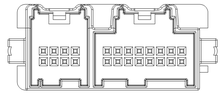

TYPE 105
SAME AS TYPE 107
EXCEPT AS SHOWN

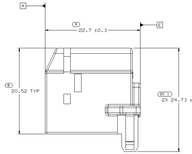

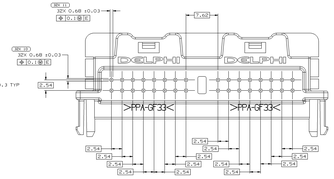

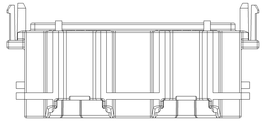

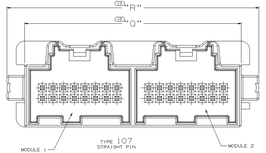

TYPE 107
STRAIGHT PIN

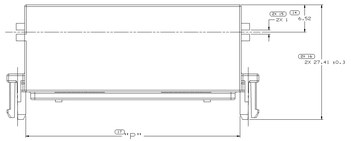

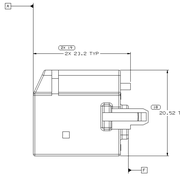

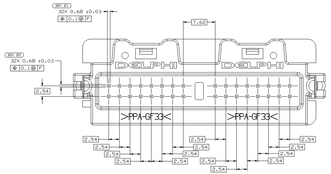

NOTES:

1. UNLESS OTHERWISE SPECIFIED AND/OR INDICATED:
   DIMENSIONS ARE TO BE USED AS SHOWN AND AUTOMATICALLY ROUNDED BY COMPUTER FOR INSPECTION WITH MATERIAL CONDITIONS NOT CONSIDERED. DRAWINGS ARE NOT DRAWN ALTHOUGH USED FOR TOOL BUILD, SEE MATH MODEL FOR PRECISE TOOL PATH DATA.

2. MATERIAL RECYCLING CODE PER SAE J1344. (.1) %(>0.1) CHARACTERS AS SHOWN TO BE LOCATED ON ANY EXTERIOR SURFACE.

3. THIS PART ACCEPTS THE FOLLOWING COMPONENTS OR EQUIVALENT:
   TERMINAL: 15412848
   TERMINAL: 15412849

4. (.1)%(>0.1) DELPHI (CORPORATE BRAND TO BE LOCATED ON ANY EXTERIOR SURFACE, PREFERABLY VISIBLE AT FINAL ASSEMBLY. OPTIONAL CONSTRUCTION TO BE "MEDI".

5. SEE PART NUMBER TABLE FOR ESD INSPECTION PRINT NUMBER.

6. MATING INTERFACE IS VERIFIED BY APPROVED GAGE FOR FUNCTIONAL FIT PER CONTROL PLAN.

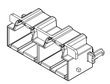

SYMBOL DEFINITION			
A. DIMENSION WITHOUT AN INSPECTION REPORT SYMBOL DOES NOT REQUIRE INSPECTION. IT MAY BE CONTROLLED ON THE INDIVIDUAL COMPONENT DRAWING.	TOTAL NO OF INSPECTIONS REQUIRED	(5)	NO MISSING SYMBOL NUMBER
	LAST NO. USED	21	

ZONE	CHANGE NOTICE			ZONE	REVISION HISTORY				
DATE	ZONE	NOTICE	NOTICE			NOTE	BY	APPROVED	
170815	10				PART DRAWING CREATED	21-170	MB	MB	
191400	02				191470 - SPT NUMBER 1 OF 7 WAS 1 OF 4	21-1076	JLC	JLC	MAX
040912	06				ALL PARTS - REVISED RADIUS 1.0 ALSO	03-044	SKD	SKD	MAX
051402	09				REMOVED: 190470, ADDED 190470, 190471, 190472, 190473, 190474, 190475, 190476 ADD SKETCHES	05-021	JEK	JEK	MAX
140102	15				ALL PARTS - UPDATED ESD CALL OUT TO INCLUDE ESD SENSITIVE, ADDED ADD ADDED DATUM H, ADDED NOTE 5 T.I.	13-1679	TM	JW	JW
140104	16				ALL PARTS - UPDATED ESD CALL OUT IN CHART	13-1757	JW	JW	JW
151400	17				151073A - RELEASED: WAS PR151.0N	15-1481	JS	JS	MAX
171205	18				171205A - RELEASED: WAS PR151.0TH	17-1402	JS	JS	MAX

PART NO	REV	N/P	STATUS	TYPE	DESCRIPTION	CONFIG	USCAR TYPES	MATERIAL SPECIFICATION AND COLOR	MODULE 1	REV	N/P	MODULE 2	REV	N/P	USED IN ASSEMBLY	VOLUME	P	Q	R
5419444	01	AB		107	SM	STRAIGHT	16A, 16B	MD PA6/66 PPA GF 33 HS BLK	5101024	03	-	5101024	03	-	5419380	7.508	51.4	51.65	40.1
5419441	01	AB		106	SM	RIGHT ANGLE	16A, 16B	MD PA6/66 PPA GF 33 HS BLK	5101023	03	-	5101023	03	-	5419381	7.521	51.4	51.65	40.1
5419442	01	AB		101	SM	STRAIGHT	16A, 16B	MD PA6/66 PPA GF 33 HS BLK	5101024	03	-	5101024	03	-	5419382	7.508	51.4	51.65	40.1
5419443	01	AB		104	SM	RIGHT ANGLE	16A, 16B	MD PA6/66 PPA GF 33 HS BLK	5101023	03	-	5101023	03	-	5419383	8.620	50.78	51.14	40.16
5420706	01	AB		103	SM	RIGHT ANGLE	8A, 8B	MD PA6/66 PPA GF 33 HS BLK	5101023	03	-	5101023	03	-	5420706	4.878	30.78	31.14	24.78
5420705	01	AB		102	SM	STRAIGHT	8A, 8B	MD PA6/66 PPA GF 33 HS BLK	5101024	03	-	5101024	03	-	5420705	4.875	30.78	31.14	24.78
5420704	01	AB		109	SM	STRAIGHT	8A, 8B	MD PA6/66 PPA GF 33 HS BLK	5101024	03	-	5101024	03	-	5420704	4.878	30.78	31.14	24.78
5420624	01	AB		108	SM	RIGHT ANGLE	16A, 16B	MD PA6/66 PPA GF 33 HS BRN	5101024	03	-	5101024	03	-	5420624	7.508	51.4	51.65	40.1
5420623	01	AB		105	SM	RIGHT ANGLE	16A, 16B	MD PA6/66 PPA GF 33 HS BRN	5101023	03	-	5101023	03	-	5420623	7.521	51.4	51.65	40.1

DRAWING NUMBER						
5419373						
SIZE	SCALE	TYPE	TYPE	SHEET	SHEETS	REV
A1D1	1:1	D	F	1	1	06

DRAWING NUMBER						
5419373						
SIZE	SCALE	TYPE	TYPE	SHEET	SHEETS	REV
A1D1	1:1	D	F	1	1	06

DELPHI	DELPHI PACKARD ELECTRIC SYSTEMS WARREN, OH
TITLE: PART DRAWING	
SIZE: A1	DWG: SEE CHART
SCALE: SEE CHART	CONTROL:

UNLESS OTHERWISE SPECIFIED
DIMENSIONS ARE IN MILLIMETERS
DIMENSIONS ARE TO BE USED AS SHOWN AND AUTOMATICALLY ROUNDED BY COMPUTER FOR INSPECTION WITH MATERIAL CONDITIONS NOT CONSIDERED.

DO CHANGE NOT IN ACCORDANCE WITH SPEC

REFERENCE	
REF CHART	
DRAWING TITLE	TAI CONN W MICRO 64 HEADER
DRAWING NUMBER	5419373

REV. A - 03/08/06		
REV. B - 03/08/06		
REV. C - 05/11/06		
REV. D - 07/11/06		
REV. E - 07/11/06		
REV. F - 07/11/06		
REV. G - 07/11/06		
REV. H - 07/11/06		
REV. J - 07/11/06		
REV. K - 07/11/06		
REV. L - 07/11/06		
REV. M - 07/11/06		
REV. N - 07/11/06		
REV. P - 07/11/06		
REV. Q - 07/11/06		
REV. R - 07/11/06		

METHOD OF DRAWING NO RECORD CHANGES AND REVISIONS	
REF CHART	
DRAWING TITLE	TAI CONN W MICRO 64 HEADER
DRAWING NUMBER	5419373

THIRD ANGLE PROJECTION		
SIZE	SCALE	SHEET
A1	1:1	1 OF 1

THIS DRAWING IS A DELPHI PACKARD ELECTRIC SYSTEMS DOCUMENT AND CONTAINS INFORMATION PROPRIETARY TO DELPHI. NEITHER THIS DRAWING NOR THE INFORMATION IT CONTAINS MAY BE REPRODUCED OR DISCLOSED WITHOUT PRIOR WRITTEN PERMISSION.

DELPHI PACKARD ELECTRIC SYSTEMS
WARREN, OHIO 44481-9112
DRAWING PROPRIETARY INFORMATION
DELPHI PACKARD ELECTRIC SYSTEMS

5419373