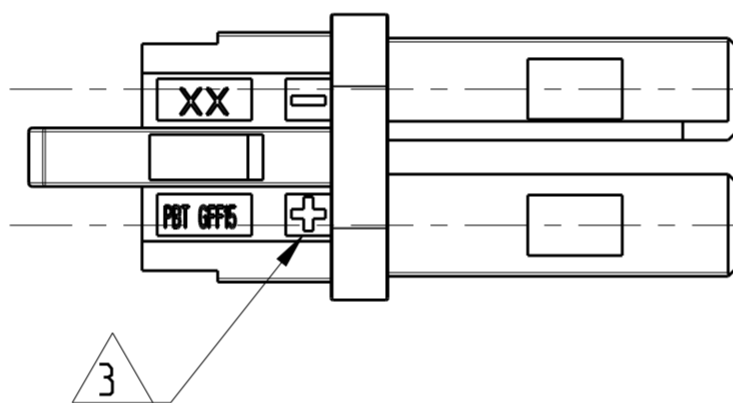
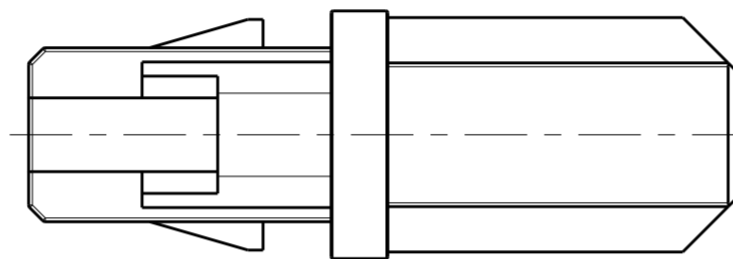
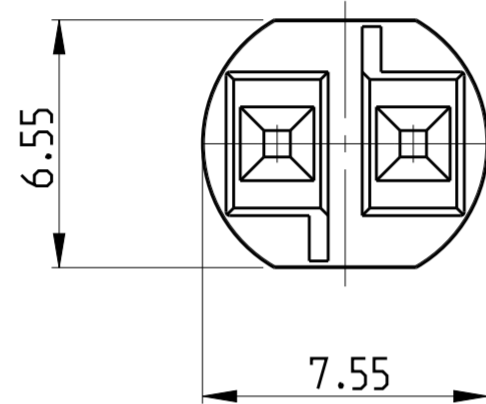
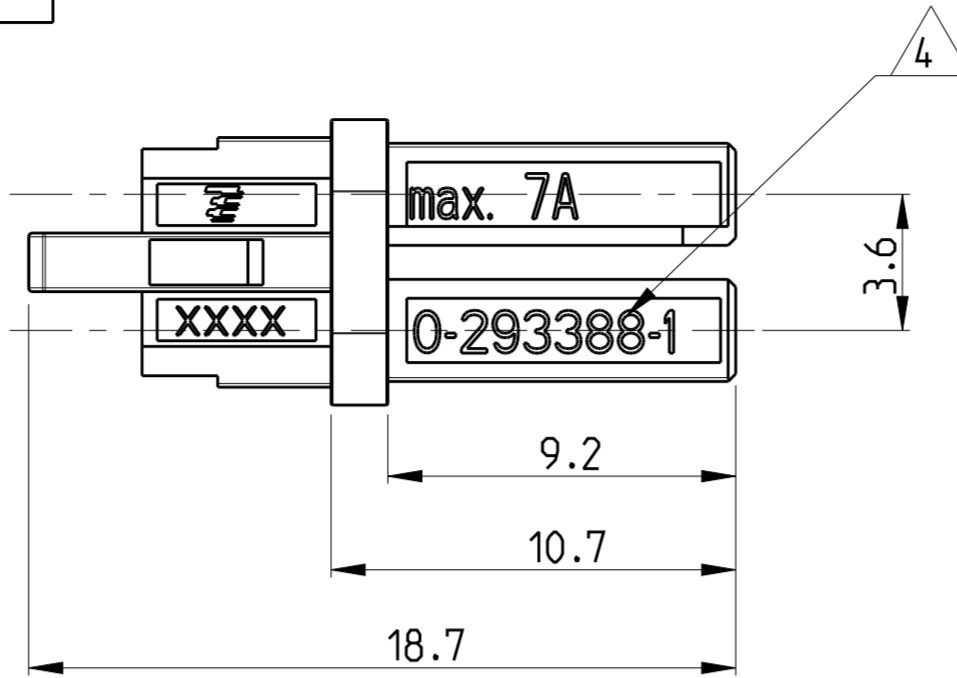


THIS DRAWING IS UNPUBLISHED. RELEASED FOR PUBLICATION 2005  
 © COPYRIGHT 2005 BY - ALL RIGHTS RESERVED.

| REVISIONS |     |                           |           |     |      |
|-----------|-----|---------------------------|-----------|-----|------|
| P         | LTR | DESCRIPTION               | DATE      | DWN | APVD |
| A2        |     | ADDED NEW P/N             | 30NOV2009 | AV  | GT   |
| B         |     | RELEASED FOR PRODUCTION   | 13MAY2011 | AV  | GT   |
| F         |     | REVISED PER ECR-16-005692 | 02JUN2016 | RS  | JL   |
| G         |     | REVISED PER ECR-16-017348 | 24FEB2017 | RK  | JL   |

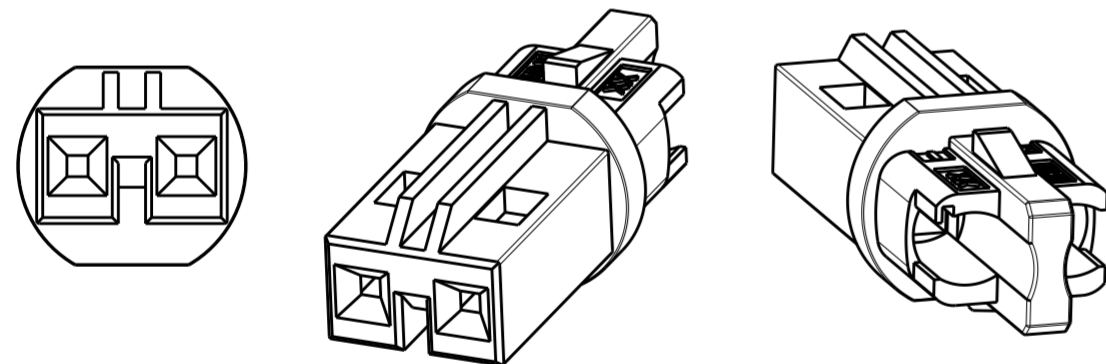


Remarks:

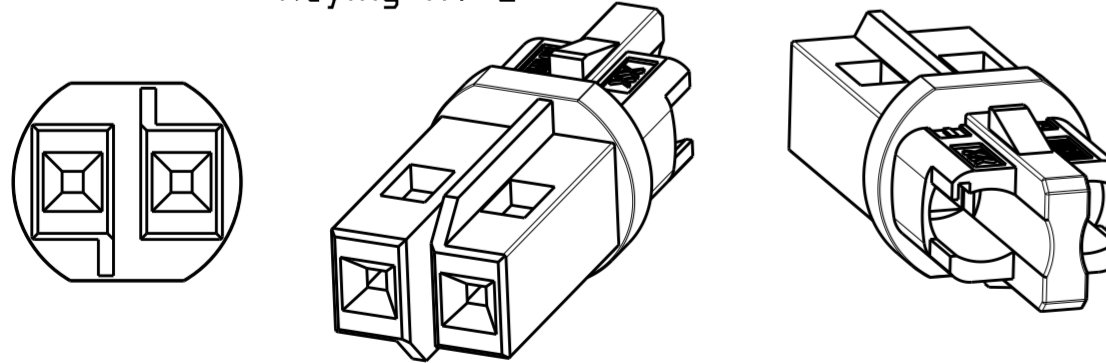
- 1. cavities designed for MQS socket contact PN 1740336-x
- 2. Counterpart is Outlet PN 293387-x
- 3. Polarity marking +/- permanent / usable for DC version
- 4. PN specific marking
- 5. P/N 293388-1 POLARIZATION HV-2 HAS TO BE USED FOR SWITCH APPLICATION ONLY
- 6. PBT, 15%GF, UL94 V0 WHITE COLUR

P/N 293388-1 AS SHOWN

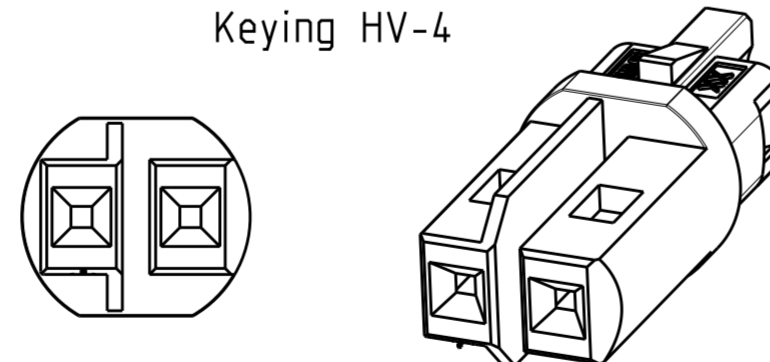
Keying LV-2



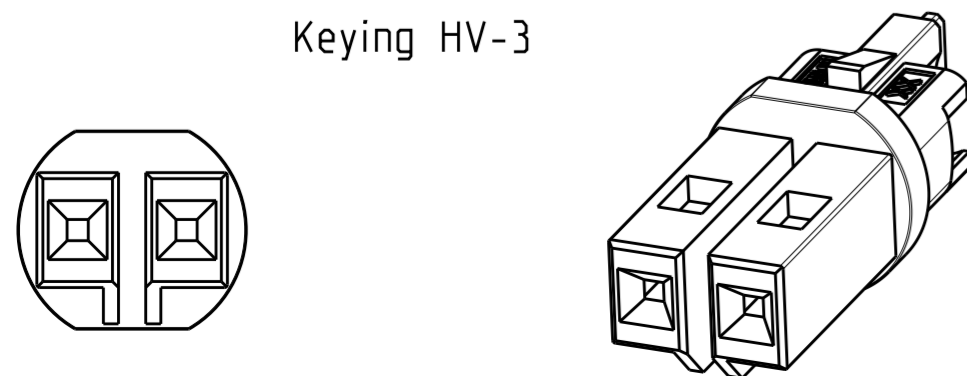
Keying HV-2



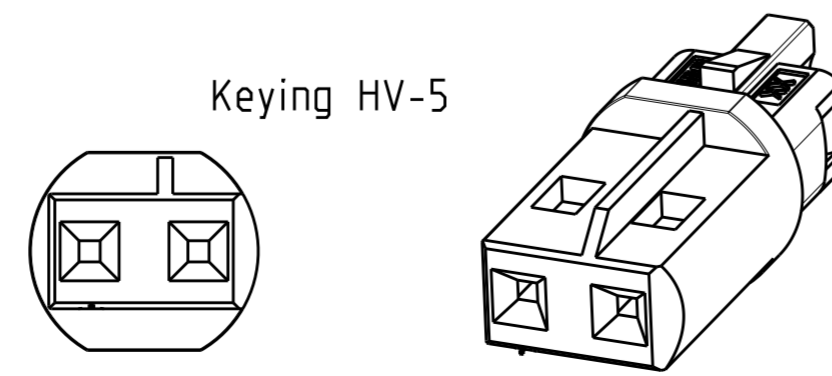
Keying HV-4



Keying HV-3



Keying HV-5



|      |        |                |         |                           |               |          |
|------|--------|----------------|---------|---------------------------|---------------|----------|
|      | LV-2   | WHITE          | 6       | LOW-VOLTAGE<br>125VAC/VDC | 7A 125VAC/VDC | 293388-5 |
|      | HV-5   | WHITE          | 6       | HIGH-VOLTAGE<br>125V AC   | 6A/125V AC~   | 293388-4 |
|      | HV-4   | WHITE          | 6       | HIGH-VOLTAGE<br>125V AC   | 6A/125V AC~   | 293388-3 |
|      | HV-3   | WHITE          | 6       | HIGH-VOLTAGE<br>125V AC   | 6A/125V AC~   | 293388-2 |
| 5    | HV-2   | WHITE          | 6       | HIGH-VOLTAGE<br>125V AC   | 6A/125V AC~   | 293388-1 |
| Note | Keying | COLOR/MATERIAL | REMARKS | Marking 4                 | PN            |          |

THIS DRAWING IS A CONTROLLED DOCUMENT.

|             |  |                  |           |                           |
|-------------|--|------------------|-----------|---------------------------|
| DIMENSIONS: | TOLERANCES UNLESS OTHERWISE SPECIFIED: | DWN              | 11FEB2009 | TE Connectivity           |
| mm          | 0 PLC ±                                | CHK              | 11FEB2009 |                           |
|             | 1 PLC ±0.2                             | G. Turco         |           |                           |
|             | 2 PLC ±                                | APVD             | 11FEB2009 |                           |
|             | 3 PLC ±                                | G. Turco         |           | NAME                      |
|             | 4 PLC ±                                | PRODUCT SPEC     |           | NECTOR S CONNECTOR SYSTEM |
|             | ANGLES                                 | APPLICATION SPEC |           | PLUG                      |
|             | FINISH                                 | WEIGHT           | 0.4 g     | SIZE                      |
|             |  | CUSTOMER DRAWING |           | A2                        |
|             |  | SCALE            | 4:1       | CAGE CODE                 |
|             |  | SHEET            | 1 OF 1    | 00779                     |
|             |  | REV              | G         | DRAWING NO                |
|             |  |                  |           | C-293388                  |