

PC Beads (Through Hole)

Part Number: 2944776101

44 PC BEAD

Explanation of Part Numbers:

- Digits 1 & 2 = Product Class
- Digits 3 & 4 = Material Grade
- Last digit 1 = Standard Wire Length 2.4 mm (0.095") Minimum, 2 = Wire Length 3.1 mm (0.122) Minimum

Multiple single turn or multi- turn printed circuit EMI suppression beads are available in two Fair- Rite materials. The broadband 44 material and in the high frequency 52 material grade.

Wires are oxygen free high conductivity copper with 100% matte tin plating over a nickel undercoating. Wires on top of the beads are covered with a layer of epoxy.

Recommended operating and storage temperature for the PC Beads is -55 °C to +125 °C.

[Recommended Soldering Profile](#)

[Catalog Drawing](#)
[3D Model](#)

PC Beads can be supplied with lower component heights “C”. Also, the wire length “F” can be modified to specific requirements.

Weight: 2.6 (g)

Dim	mm	mm tol	nominal inch	inch misc.
A	8	-0.35	0.308	—
B	7.6	-0.50	0.289	—
C	11.8	Max	0.464	Max
D	2.54	±0.10	0.1	—
E	2.54	±0.10	0.1	—
F	2.4	±0.25	0.110	—
G	0.65	—	0	22 AWG

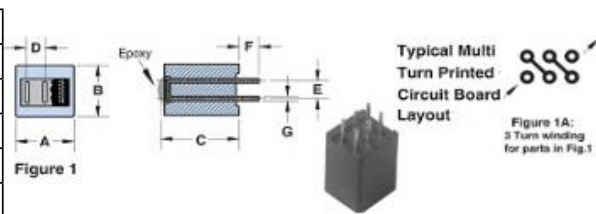


Chart Legend

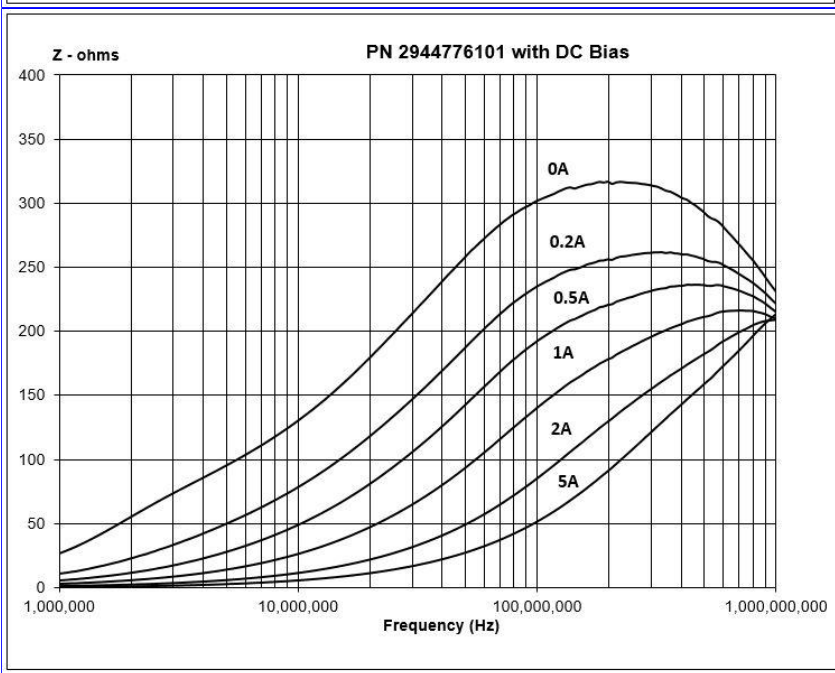
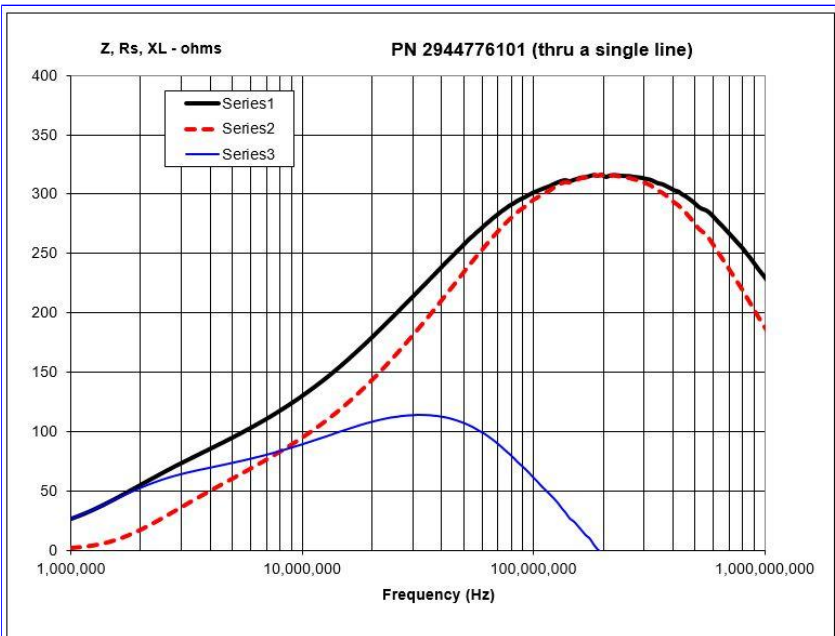
+ Test frequency

Typical Impedance (Ω)	
10 MHz	130
25 MHz ⁺	198
100 MHz ⁺	302
250 MHz	315

PC Beads are controlled for impedance only. Minimum impedance values are specified for the + marked frequencies. The minimum impedance is listed on our catalog drawing.

[Catalog Drawing](#)

The PC Beads in 44 material are measured on the E4990A Impedance Analyzer. The 52 PC Beads are tested for impedance on the E4991A / HP4291B Impedance Analyzer.



[CSV Download](#)