

3-1415543-3 ✓ ACTIVE

SCHRACK | SCHRACK SR6 A/B/C/V

TE Internal #: 3-1415543-3

SCHRACK SR6 A/B/C/V, Power Relays, Force-Guided, Monostable, DC, 600 – 800mW Coil Power Rating Class, 800mW Coil Power Rating DC, 405Ω Coil Resistance

[View on TE.com >](#)



Relays, Contactors & Switches > Relays > Power Relays > Forced Guided Relay, Reinforced Insulate



Power Relay Type: **Force-Guided**

Coil Magnetic System: **Monostable, DC**

Coil Power Rating Class: **600 – 800 mW**

Coil Power Rating DC: **800 mW**

Coil Resistance: **405 Ω**

[All Forced Guided Relay, Reinforced Insulate \(78\)](#)

## Features

### Product Type Features

Power Relay Type	Force-Guided
------------------	--------------

### Electrical Characteristics

Insulation Initial Dielectric Between Coil & Contact Class	3500 – 4000 V
Insulation Initial Dielectric Between Open Contacts	1500 Vrms
Contact Limiting Making Current	8 A
Contact Limiting Short-Time Current	8 A
Contact Limiting Continuous Current	8 A
Insulation Creepage Class	3 – 5.5 mm
Insulation Initial Dielectric Between Adjacent Contacts	3000 Vrms
Insulation Initial Dielectric Between Contacts & Coil	4000 Vrms
Insulation Creepage Between Contact & Coil	5.5 mm[.217 in]
Contact Limiting Breaking Current	8 A
Coil Current	.044 A
Coil Magnetic System	Monostable, DC
Coil Power Rating Class	600 – 800 mW
Coil Power Rating DC	800 mW
Coil Resistance	405 Ω



Coil Voltage Rating	18 VDC
---------------------	--------

Contact Switching Load (Min)	10mA @ 5V
------------------------------	-----------

Contact Switching Voltage (Max)	400 VAC
---------------------------------	---------

Contact Voltage Rating	250 VAC
------------------------	---------

### Body Features

Product Weight	30 g[1.058 oz]
----------------	----------------

### Contact Features

Contact Plating Material	Gold Flash
--------------------------	------------

Contact Special Features	Force Guided Contacts
--------------------------	-----------------------

Contact Arrangement	4 Form A (NO) + 2 Form B (NC)
---------------------	-------------------------------

Contact Current Class	5 – 10 A
-----------------------	----------

Contact Current Rating (Max)	8 A
------------------------------	-----

Contact Material	AgSnO2
------------------	--------

Contact Number of Poles	6
-------------------------	---

Terminal Type	PCB-THT
---------------	---------

### Mechanical Attachment

Relay Mounting Type	Printed Circuit Board
---------------------	-----------------------

### Dimensions

Length Class (Mechanical)	50 – 60 mm
---------------------------	------------

Insulation Clearance Class	5 – 8 mm
----------------------------	----------

Height Class (Mechanical)	16 – 20 mm
---------------------------	------------

Insulation Clearance Between Contact & Coil	5.5 mm[.217 in]
---	-----------------

Width Class (Mechanical)	16 – 20 mm
--------------------------	------------

Product Width	16.51 mm[.65 in]
---------------	------------------

Product Length	55 mm[2.167 in]
----------------	-----------------

Product Height	16.5 mm[.65 in]
----------------	-----------------

### Usage Conditions

Environmental Ambient Temperature Class	-25 – 70 °C
---	-------------

Environmental Ambient Temperature (Max)	70 °C[158 °F]
---	---------------

### Packaging Features

Packaging Method	Box & Tube, Tube
------------------	------------------

### Other



Comment	Well suited for emergency shut-off, machine control, elevator and escalator control, light barrier control
---------	--

### Product Compliance

[For compliance documentation, visit the product page on TE.com>](#)

EU RoHS Directive 2011/65/EU	Compliant
EU ELV Directive 2000/53/EC	Compliant
China RoHS 2 Directive MIIT Order No 32, 2016	No Restricted Materials Above Threshold
EU REACH Regulation (EC) No. 1907/2006	Current ECHA Candidate List: JAN 2021 (211) Candidate List Declared Against: JAN 2021 (211) SVHC > Threshold: 4,4'-isopropylidenediphenol (Bisphenol A) (.3% in Component Part) <b>Article Safe Usage Statements:</b> Do not eat, drink or smoke when using this product. Wash thoroughly after handling. Recycle if possible and dispose of the article by following all applicable governmental regulations relevant to your geographic location.
Halogen Content	Not Low Halogen - contains Br or Cl > 900 ppm.
Solder Process Capability	Wave solder capable to 260°C


#### Product Compliance Disclaimer

This information is provided based on reasonable inquiry of our suppliers and represents our current actual knowledge based on the information they provided. This information is subject to change. The part numbers that TE has identified as EU RoHS compliant have a maximum concentration of 0.1% by weight in homogenous materials for lead, hexavalent chromium, mercury, PBB, PBDE, DBP, BBP, DEHP, DIBP, and 0.01% for cadmium, or qualify for an exemption to these limits as defined in the Annexes of Directive 2011/65/EU (RoHS2). Finished electrical and electronic equipment products will be CE marked as required by Directive 2011/65/EU. Components may not be CE marked. Additionally, the part numbers that TE has identified as EU ELV compliant have a maximum concentration of 0.1% by weight in homogenous materials for lead, hexavalent chromium, and mercury, and 0.01% for cadmium, or qualify for an exemption to these limits as defined in the Annexes of Directive 2000/53/EC (ELV). Regarding the REACH Regulation, the information TE provides on SVHC in articles for this part number is based on the latest European Chemicals Agency (ECHA) 'Guidance on requirements for substances in articles' posted at this URL: <https://echa.europa.eu/guidance-documents/guidance-on-reach>

### Compatible Parts

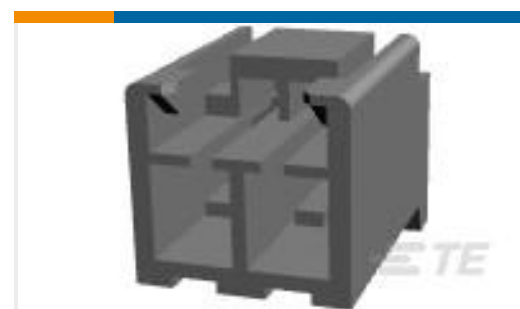



## Also in the Series | SCHRACK SR6 A/B/C/V



Power Relays(78)

## Customers Also Bought

TE Part #1-963539-1  
18pos MQS .63 header 90degTE Part #6609032-3  
2VR1=F7196 S0TE Part #6-1415537-3  
SR6A6K18TE Part #4-1879071-1  
THS50 150R 5%TE Part #292304-4  
STD USB TYPE B, R/A, T/H, 15U" AUTE Part #9-176975-1  
AMP UNIVERSAL POWER PLG 2P PCBTE Part #1-2834017-4  
4POS 3.81MM TEPS CONN.

## Documents

### CAD Files

#### 3D PDF

3D

#### Customer View Model

[ENG\\_CVM\\_CVM\\_3-1415543-3\\_D.2d\\_dxf.zip](#)

English

#### Customer View Model

[ENG\\_CVM\\_CVM\\_3-1415543-3\\_D.3d\\_igs.zip](#)

English

#### Customer View Model

[ENG\\_CVM\\_CVM\\_3-1415543-3\\_D.3d\\_stp.zip](#)

English

By downloading the CAD file I accept and agree to the [Terms and Conditions](#) of use.

## Datasheets & Catalog Pages