

IEC Appliance Inlet C14, Snap-in Mounting, Front Side, Solder or Quick-connect Terminal



6100-4



See below:

Approvals and Compliances

Description

- Panel mount :
Snap-in version front side
- 1 Function :
- Appliance Inlet , Pin temperature 70 °C , Protection class I
- Variants with factory mounted inlet gasket and sealing kit for IP54 into the equipment and the pluggable power supply
- Solder / Quick Connect

Unique Selling Proposition

- Variants made from plant-based plastics with 2.4 kg CO2 reduction per packaging unit
- The plant-based plastics meet the increased glow wire test requirements according to IEC 60695-2-12 and -13
- For use in unattended household appliances according to IEC 60335-1

Other versions on request

- Other panel thickness

References

Alternative: protection class II version [6102-5](#); [6102-5](#)
 Alternative: version with line filter [5110](#); [5120](#)
 Last order date: 01.01.9999

Weblinks

[pdf data sheet](#), [html datasheet](#), [General Product Information](#), [Approvals](#), [Distributor-Stock-Check](#), [Accessories](#), [Detailed request for product](#)

Technical Data

Ratings IEC	10A / 250VAC; 50Hz
Ratings UL/CSA	15A / 250VAC; 60Hz
Dielectric Strength	> 2kVAC between L-N > 2kVAC between L/N-PE (1 min/50Hz)
Allowable Operation Temperature	-25 °C to 70 °C
IP-Protection	front side IP30 acc. to IEC 60529
Protection against electric shock	Suitable for appliances with protection class I acc. to IEC 61140
Terminal	Solder / Quick Connect
Panel Thickness S	Snap-in: 1/1.2/1.5/2/2.5/3 mm
Material: Housing	Thermoplastic, black, UL 94V-0

Appliance inlet/-outlet	C14 acc. to IEC 60320-1, UL 60320-1, CSA C22.2 no. 60320-1 (for cold conditions) pin-temperature 70 °C, 10A, Protection Class I
-------------------------	---

Approvals and Compliances

Detailed information on product approvals, code requirements, usage instructions and detailed test conditions can be looked up in [Details about Approvals](#)

SCHURTER products are designed for use in industrial environments. They have approvals from independent testing bodies according to national and international standards. Products with specific characteristics and requirements such as required in the automotive sector according to IATF 16949, medical technology according to ISO 13485 or in the aerospace industry can be offered exclusively with customer-specific, individual agreements by SCHURTER.

Approvals




The approval mark is used by the testing authorities to certify compliance with the safety requirements placed on electronic products.

Approval Reference Type: 6100

Approval Logo	Certificates	Certification Body	Description
	VDE Approvals	VDE	Certificate Number: 40015595
	UL Approvals	UL	UR File Number: E96454
	CCC Approvals	CCC	CCC Certificate Number: 2020180204014680

Product standards

Product standards that are referenced

Organization	Design	Standard	Description
	Designed according to	IEC 60320-1	Appliance couplers for household and similar general purposes
	Designed according to	UL 60320-1	Standard for Attachment Plugs and Receptacles
	Designed according to	CSA C22.2 no. 60320-1	General Use Receptacles, Attachment Plugs, and Similar Wiring Devices








Application standards

Application standards where the product can be used

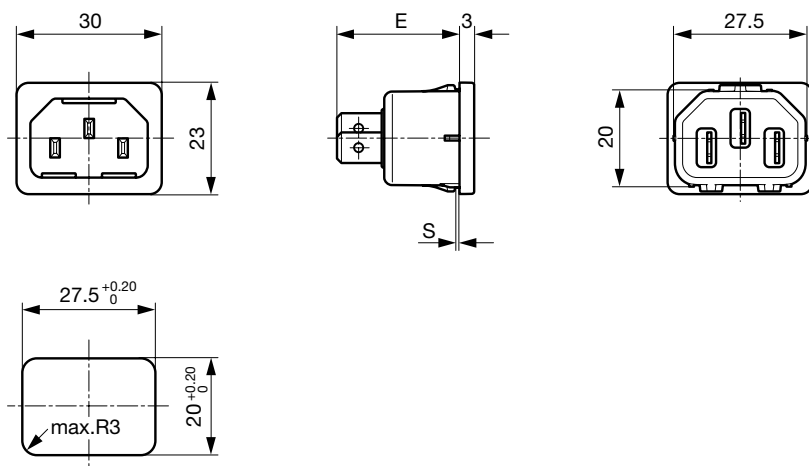
Organization	Design	Standard	Description
	Suitable for applications acc.	IEC/UL 62368-1	Audio/video, information and communication technology equipment - Part 1: Safety requirements
	Suitable for applications acc.	IEC 60335-1	Safety of electrical appliances for household and similar purposes. Meets the requirements for appliances in unattended use. This includes the enhanced requirements of glow wire tests acc. to IEC 60695-2-11 or -12 & -13.

Compliances

The product complies with following Guide Lines

Identification	Details	Initiator	Description
	CE declaration of conformity	SCHURTER AG	The CE marking declares that the product complies with the applicable requirements laid down in the harmonisation of Community legislation on its affixing in accordance with EU Regulation 765/2008.
	UKCA declaration of conformity	SCHURTER AG	The UKCA marking declares that the product complies with the applicable requirements laid down in the British Amendment of Regulation (EC) 765/2008.
	RoHS	SCHURTER AG	Directive RoHS 2011/65/EU, Amendment (EU) 2015/863
	China RoHS	SCHURTER AG	The law SJ / T 11363-2006 (China RoHS) has been in force since 1 March 2007. It is similar to the EU directive RoHS.
	REACH	SCHURTER AG	On 1 June 2007, Regulation (EC) No 1907/2006 on the Registration, Evaluation, Authorization and Restriction of Chemicals 1 (abbreviated as "REACH") entered into force.
	White Paper Glow wire test	SCHURTER AG	Meets the requirements of IEC 60335-1 for appliances in unattended use. This includes the enhanced requirements of glow wire tests acc. to IEC 60695-2-11 or -12 & -13.
	Green Line	SCHURTER AG	Green Line products are aligned with the UN's Strategic Development Goals (SDGs). Components of the products are made of sustainable, environmentally friendly materials. These include, for example, bio-based plastics or lead-free metal alloys. Products in this line can also support the economical, intelligent use of resources.

Dimensions [mm]



























E: Solder terminals 22.5 mm

E: Quick connect terminals 25.5 mm

S: 1.0, 1.2, 1.5, 2.0, 2.5, 3.0 mm

All Variants

	Panel mounting	Panel Thickness s [mm]	Terminal	IP Protection Class Front Side	Protection Class	Order Number	
	Snap-in	1	Quick connect terminals 4.8 x 0.8 mm	IP30	I	6100.4210	
	Snap-in	1.2	Quick connect terminals 4.8 x 0.8 mm	IP30	I	6100.4212	
●	Snap-in	1.5	Quick connect terminals 4.8 x 0.8 mm	IP30	I	3-144-635	
	Snap-in	1.5	Quick connect terminals 4.8 x 0.8 mm	IP30	I	6100.4215	
	Snap-in	1.6	Quick connect terminals 4.8 x 0.8 mm	IP30	I	6100.4216	
	Snap-in	2	Quick connect terminals 4.8 x 0.8 mm	IP30	I	6100.4220	
	Snap-in	2.5	Quick connect terminals 4.8 x 0.8 mm	IP30	I	6100.4225	
	Snap-in	3	Quick connect terminals 4.8 x 0.8 mm	IP30	I	6100.4230	
●	Snap-in	1	Quick connect terminals 6.3 x 0.8 mm	IP30	I	3-144-636	
	Snap-in	1	Quick connect terminals 6.3 x 0.8 mm	IP30	I	6100.4310	
	Snap-in	1.2	Quick connect terminals 6.3 x 0.8 mm	IP30	I	6100.4312	
●	Snap-in	1.5	Quick connect terminals 6.3 x 0.8 mm	IP30	I	3-144-637	
	Snap-in	1.5	Quick connect terminals 6.3 x 0.8 mm	IP30	I	6100.4315	
	Snap-in	2	Quick connect terminals 6.3 x 0.8 mm	IP30	I	6100.4320	
●	Snap-in	2.5	Quick connect terminals 6.3 x 0.8 mm	IP30	I	3-144-638	
	Snap-in	2.5	Quick connect terminals 6.3 x 0.8 mm	IP30	I	6100.4325	
	Snap-in	3	Quick connect terminals 6.3 x 0.8 mm	IP30	I	6100.4330	
●	Snap-in	1	Solder terminals 3.8 x 0.8 mm	IP30	I	3-144-639	
	Snap-in	1	Solder terminals 3.8 x 0.8 mm	IP30	I	6100.4110	
	Snap-in	1.2	Solder terminals 3.8 x 0.8 mm	IP30	I	6100.4112	
	Snap-in	1.5	Solder terminals 3.8 x 0.8 mm	IP30	I	6100.4115	
	Snap-in	2	Solder terminals 3.8 x 0.8 mm	IP30	I	6100.4120	
	Snap-in	2.5	Solder terminals 3.8 x 0.8 mm	IP30	I	6100.4125	
	Snap-in	3	Solder terminals 3.8 x 0.8 mm	IP30	I	6100.4130	

 Most Popular.

Availability for all products can be searched real-time: <https://www.schurter.com/en/Stock-Check/Stock-Check-SCHURTER>

Articles for enhanced glow wire test requirements acc. IEC 60695-2-12 and -13 can be ordered with ending ".15" (xxxx.xxxx.15). They are suitable for the use in unattended household equipment acc. IEC 60335-1.

Packaging unit


50 Pcs

Accessories

Description



Wire_Harness
 Wire harness for SCHURTER products



Assorted_Covers
 Rear Cover

	0859.0048
	4311.9401
	4311.9402