

**UL Listed:** For use with the PFC-4410RC Series  
**Dimensions:** 2 1/4" x 3 1/2" x 3"  
**Weight:** .315 lb.  
**Assembly:** Socketed relay in plastic mounting track  
**Power Requirements:** 40mA at 24VDC  
**Contact Ratings:**  
 Each relay has DPDT contacts,  
 Rated at 10 amps resistive,  
 120/240VAC, 0-30VDC

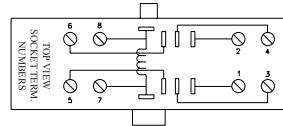
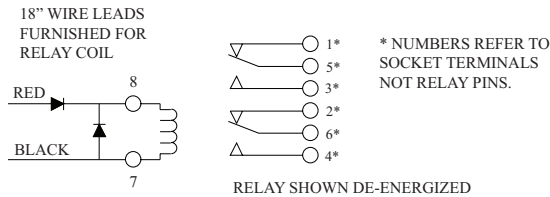
**Stock number:** 3004725

The ARM-2 Auxiliary Relay Module is a UL listed option when factory installed in the Potter PFC-4410RC Series.  
 When the ARM-2 is used the additional power required for this relay module must be subtracted from the total circuit current available. See PFC-4410RC Manual #5403550. The ARM-2 Auxiliary Relay Module is a non-supervised DPDT Relay designed to be activated

by 24VDC Indicating and/or Releasing, polarity reversing circuits. The module can be used for fan shutdown, door release, elevator recall, etc.

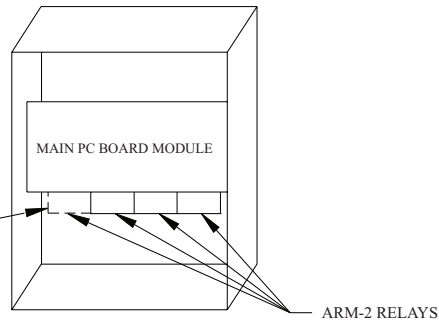
*Note: One to four ARM-2 modules in the PFC-4410RC series may be utilized to provide multiple auxiliary functions.*

**Wiring**



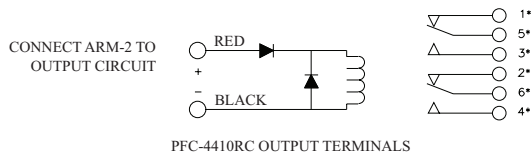
DWG# 977-1

**Placement In PFC-4410RC Series Control Unit**



**ARM-2/PFC-4410RC Installation Hook-Up Diagram**

All relays shown in non-activated condition



DWG# 977-2

**Notes:**

- \* Numbers refer to socket terminals not relay pins.
- Auxiliary relay operation is determined by programming of the PFC-4410RC Series panel. Consult the appropriate manual for further information.