


3/8 M12* 3025 SERIES HIGH OUTPUT VRS SENSORS



FOR SPEED SENSING APPLICATIONS WHERE HIGHER OUTPUT VOLTAGES ARE NEEDED.
PERFORMS BEST AT LOW TO MEDIUM SPEEDS WITH MEDIUM TO HIGH IMPEDANCE LOADS.

OPTIMUM ACTUATOR: 24 DP (Module 1.06) Ferrous Metal Gear TEST CONDITION: A (See Pg. 8)

GENERAL SPECIFICATIONS

OUTPUT VOLTAGE: 55V P-P min.

COIL RESISTANCE: 275 to 330 OHMS

POLE PIECE DIA.: .093" (2.36mm)

MIN. SURFACE SPEED: 15 IPS (.38 m/Sec.) Typical

OPER. TEMP. RANGE: -40 to 225F (-40 to 107C)

INDUCTANCE: 75 mH max.

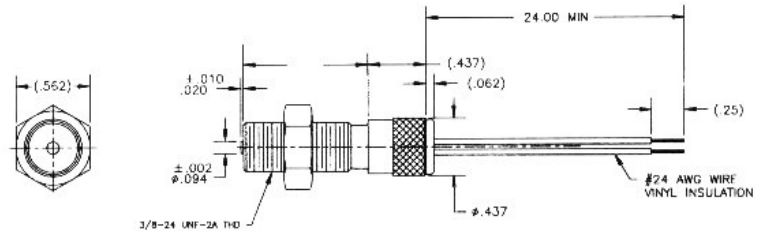
GEAR PITCH RANGE: 26 DP (Module .98) or Coarser

MAX. OPER. FREQ.: 40 KHz Typical

VIBRATION: Meets Mil-Std 202F Method 204D

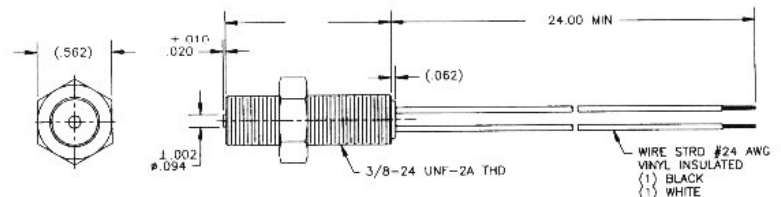
SENSORS WITH 3/8-24 UNF-2A MOUNTING THREAD*, KNURL, 24" (600 mm) LEADS

MODEL	THREAD LENGTH	WEIGHT
3025	0.8" (20 mm)	1.0 oz. (28 gr.)
3025A17	1.7" (44 mm)	1.2 oz. (35 gr.)
3025A35	3.5" (88 mm)	1.5 oz. (42 gr.)



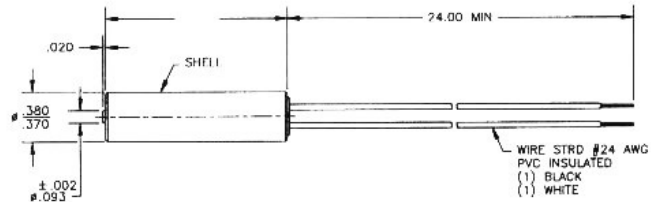
SENSORS WITH 3/8-24 UNF-2A MOUNTING THREAD*, 24" (600 mm) LEADS

MODEL	THREAD LENGTH	WEIGHT
3025S13	1.2" (30 mm)	1.0 oz. (28 gr.)



SENSORS WITH .375" O.D. SMOOTH SHELL, 24" (600 mm) LEADS

MODEL	SENSOR LENGTH	WEIGHT
3025SS13	1.2" (30 mm)	1.0 oz. (28 gr.)
3025SS25	2.5" (63 mm)	1.5 oz. (42 gr.)



ISO
9001

*For Metric Mounting Thread Versions, add "M" as the first character of the model number.
Contact your local distributor for availability and pricing.

