FCI- PART-NO. FCI-Teile-Nr.	F875110	3 043 30 01	3 043 34 01	F383310	TBD	TBD	TBD	TBD	TBD	TBD	TBD
CLOSED CAVITY Verschlossene Kammer	5, 8	1, 7	-	2, 3, 5, 8	3, 5, 8	5, 8, 9	9	8	4, 5, 8, 9	4, 5, 8	3, 4, 5, 8
M1:1	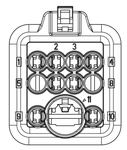	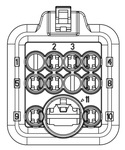	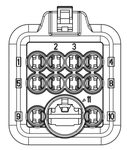	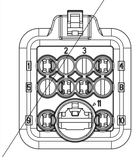	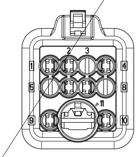	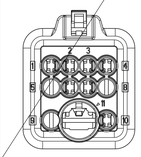	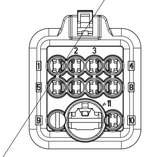	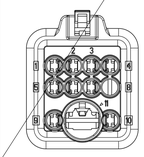	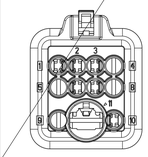	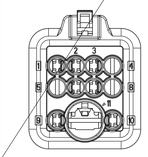	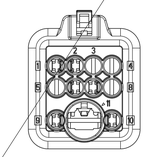

(B)

NOTES / Bemerkungen:

1	MATERIAL IDENTIFICATION CODE ACC.VDA260 Materialkennzeichnung nach VDA260
2	FCI COMPANY LOGOTYPE FCI Firmenlogo
3	CAVITY MARK 1,2,3.. Nestmarkierung 1,2,3..
4	DATA CLOCK Datumsuhr
5	CAVITY-NO. Kammernummerierung
6	FCI ASSEMBLY PART-NO. FCI Bauteil-Nr.
7	ASSEMBLY INDEX Baugruppenindex
8	CLOSED CAVITY ACC TABLE geschlossene Kammer nach Tabelle
9	MANUFACTURE CODE Herstellcode
10	COUNTRY OF MANUFACTURE (AUSTRIA) Herstellland (Austria)
11	ONLY THE GERMAN LANGUAGE SHALL BE BINDING Nur der deutsche Text ist bindend
12	MAXIMUM MATING FORCE = 170N; VALIDATION ACC. AK, SEE PRODUCT SPEC.9 901 22 70 Maximum Steckkraft = 170N; Validierung nach AK, siehe Produkt Spez. 9 901 22 70
13	CROSSED VERSION AS REQUEST AVAILABLE Durchgestrichene Variante auf Anfrage verfuegbar
14	SHOWN IS VERSION F875110 Dargestellt ist Version F875110

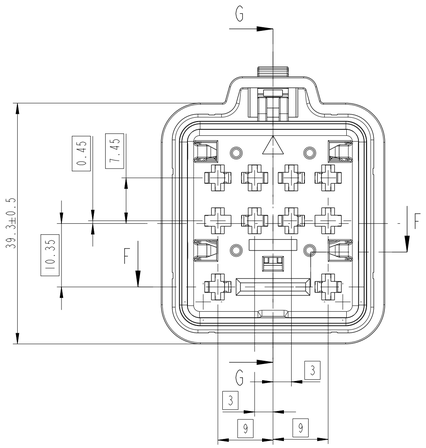

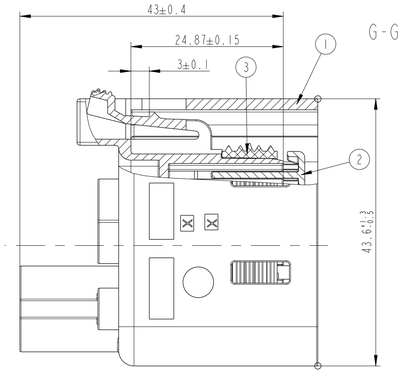

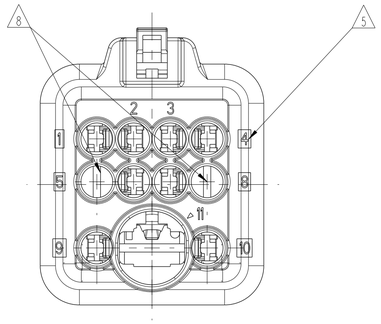

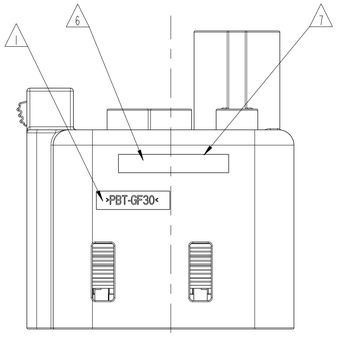

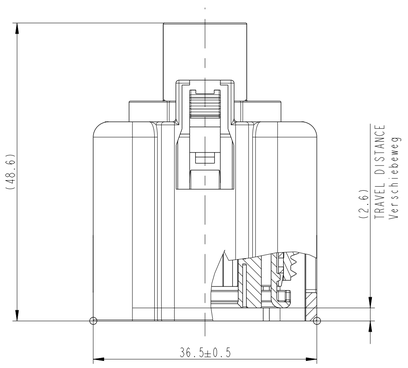

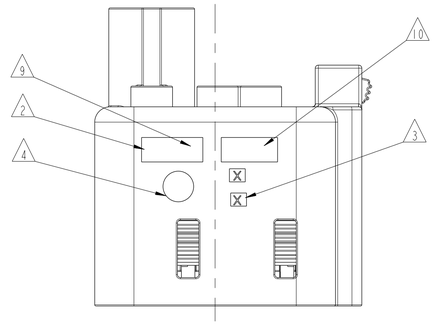

3D VIEW / 3D Ansicht
M 1:1

(B)

FCI- PART-NO. FCI-Teile-Nr.	TITLE Benennung	REV. INDEX	ITEM Position	NAME Benennung	MATERIAL Material	COLOUR Farbe	CLOSED CAVITY geschlossene Kammer	COUNTER PART Gegenstueck
F383310	FEMALE HOUSING 7 WAY Flachkontaktgeh. 7 polig	A	3	SEAL Dichtung	SILICON	GREEN gruen	2, 3, 5, 8	INTERFACE - SEE DRAWING.NO.9 052 01 00
			2	TPA Kontaktsicherung	PBT	GREEN gruen		
			1	HOUSING 7 -WAY Gehaeuse 7 - pol.	PBT GF30	BLACK schwarz		
3 043 34 01	FEMALE HOUSING 11 WAY Flachkontaktgeh.11 polig	C	3	SEAL Dichtung	SILICON	GREEN gruen	-	
			2	TPA Kontaktsicherung	PBT	VIOLET violett		
			1	HOUSING 11 -WAY Gehaeuse 11 - pol.	PBT GF30	BLACK schwarz		
3 043 30 01	FEMALE HOUSING 9 WAY Flachkontaktgeh. 9 polig	C	3	SEAL Dichtung	SILICON	GREEN gruen	1, 7	
			2	TPA Kontaktsicherung	PBT	VIOLET violett		
			1	HOUSING 9 -WAY Gehaeuse 9 - pol.	PBT GF30	BLACK schwarz		
F875110	FEMALE HOUSING 9 WAY Flachkontaktgeh. 9 polig	A	3	SEAL Dichtung	SILICON	GREEN gruen	5, 8	
			2	TPA Kontaktsicherung	PBT	GREEN gruen		
			1	HOUSING 9 -WAY Gehaeuse 9 - pol.	PBT GF30	BLACK schwarz		

DESCRIPTION Benennung		FCI PART-NO. FCI Teilenr.	CAVITY-NO. Kammer Nr.	WIRE CROSS SECTION (mm^2) Leitungsquerschnitt(mm^2)	WIRE VERSION Leitungstyp DIN 72551-6	FOR INSULATION ∅(mm) fuer Isolations ∅(mm)	FCI PART-NO. FCI Teilenr.	COLOR Farbe	CRIMPSPEC.
SUITABLE TERMINALS Geeignete Kontakte					SUITABLE SINGLE WIRE SEAL Geeignete Einzeladerdichtungen				
DCS1 9.5mm FEMALE TERM.	Ag VERSIONS	6 007 02 72	11	10.00	FLY	5.40 - 6.60	6 099 33 04	YELLOW Gelb	90840500
		6 007 02 72		8.00	FLRY	5.1 - 5.3	6 099 33 03	RED Rot	
		6 007 02 62		5.00 - 6.00	FLRY	4.0 - 5.20	6 099 33 01	BLACK schwarz	
		6 007 02 52		>2.50-4.00	FLRY	3.40 - 4.40	6 099 33 08	GREEN Gruen	
	Sn VERSIONS	6 001 02 71		10.00	FLY	5.40 - 6.60	6 099 33 04	YELLOW Gelb	
		6 007 02 71		8.00	FLRY	5.1 - 5.3	6 099 33 03	RED Rot	
		6 007 02 61		5.00 - 6.00	FLRY	4.0 - 5.20	6 099 33 01	BLACK schwarz	
		6 007 02 51		>2.50-4.00	FLRY	3.40 - 4.40	6 099 33 08	GREEN Gruen	
DCS2 2.8mm FEMALE TERM.	Ag VERSIONS	6 001 40 42	1, 2, 3, 4, 6, 7, 9, 10	2.50	FLRY	2.7 - 3.0	6 099 40 34	YELLOW Gelb	9 084 11 00
				1.50-2.00	FLRY	2.0 - 2.7	6 099 40 23	RED-BROWN Rot-Braun	
		6 001 40 32		0.50-1.00	FLRY	1.20 - 2.00	6 099 40 15	BLUE blau	
		6 001 40 12		>0.2 - 0.35	FLRY	1.20 - 2.00	6 099 40 15	BLUE blau	
	Sn VERSIONS	6 001 29 41		2.50	FLRY	2.7 - 3.0	6 099 40 34	YELLOW Gelb	
				1.50-2.00	FLRY	2.0 - 2.7	6 099 40 23	RED-BROWN Rot-Braun	
		6 001 29 31		0.50-1.00	FLRY	1.20 - 2.00	6 099 40 15	BLUE blau	
		6 001 29 11		>0.2 - 0.35	FLRY	1.20 - 2.00	6 099 40 15	BLUE blau	
BLIND PLUG Blindstopfen		-		-	-	-	6 099 40 07	GREEN gruen	

12-00434	M5-16 AD5-11	table with versions added; Ag terminals added	
548/11	-	initial release	

ECN-NO. / ECN-NUMMER — POSITION / POSITION — CHANGE DESCRIPTION / ANDERUNGSBESCHREIBUNG

PRODUCT SPEC. / PRODUKT-SPEC.: 9 901 22 70 — PACKAGING SPEC. / VERPACKUNGS-SPEC.: - — APPLICATION SPEC. / ANWENDUNGS-SPEC.: 9 902 21 10

THIS DRAWING AND ALL OTHER INFORMATION CONTAINED THEREIN IS PROPRIETARY AND THE PROPERTY OF FCI. This drawing may not be copied, reproduced or disclosed to any third party without the expressed written permission of FCI. ©FCI April 1999

DIESE ZEICHNUNG U. ALLE ENTHALTENEN INFORMATIONEN SIND EIGENTUM VON FCI. Diese Zeichnung darf weder kopiert, noch in irgendeiner Form reproduziert, preigegeben oder Dritten ohne ausdrückliche, schriftliche Genehmigung zugänglich gemacht werden. © FCI April 1999

TOLERANCES / TOLERANZEN: ±0.1 ±2° — MATERIAL / MATERIAL: - — SURFACE FINISH / OBERFLÄCHE: -

COUNTERPART No. / GEGENSTUECK-Nr.: - — COLOUR / FARBE: - — ECO Loc. Code / STANDORT CODE: GN

DO NOT MEASURE DRAWING / ZEICHNUNG NICHT VERMESSEN — TOOL NO. / WERKZEUG-Nr.: -

ISO PROJECTION / ISO PROJEKTION — DIMENSION IN MILLIMETERS / BEMASSUNG IN MILLIMETER — CAD SYSTEM: pro / eng. — DWG SIZE / FORMAT: A1

	DATE / DATUM	NAME / NAME
CREATED BY / ERSTELLT	2013/07/14	s k RANGASAMY
MODIFIED BY / GEAENDERT	2012/09/15	M WELTHER
CHECKED BY / GEPRUEFT	2012/09/15	M SCHINDHELM
APPROVED BY / GENEHMIGT	2012/09/15	Olaf HOERNLEIN

TITLE / BENENNUNG: **11W FEMALE SEALED CONNECTOR** — PROJECT / PROJEKT: **9WAY RELAY CONNECTOR**

ECR NO. / ECR-NUMMER: 99GER176 — CAT. NO. / KATALOG-Nr.: -

DRAWING NUMBER / ZEICHN.-NUMMER: **PCC0754109** — REV. INDEX: **B**

STATE / STATUS: **SERIAL RELEASED**

PART NUMBER / TEILENUMMER: **See Table** — REV. INDEX: -

APPROVAL LEVEL / FREIGABESTUFE: - — SHEET / BLATT: 1 of / von 1 — SCALE / M: 2:1

FILE NAME / DOK. NAME: PCC0754109 — DOCUMENT UNDER PDS CONTROL / DOKUMENT IST IM PDS VERWALTET — NO MODIFICATION ALLOWED OUTSIDE / ÄNDERUNG AUSSERHALB NICHT ERLAUBT

EUR CAX 1.12 F29 P05