

High Frequency Ceramic Solutions

Ultra Wide Band (UWB) Chip Antenna 3.1 -10.3 GHz

P/N 3100AT51A7200

Detail Specification: 08/29/2008

Page 1 of 4

General Specifications

Part Number	3100AT51A7200
Freq. Range (GHz)	3100 - 10300
Peak Gain (XZ-V)	1.5 dBi typ.
Average Gain (XZ-V)	-3.5 dBi typ.
Return Loss	9.5 dB min.

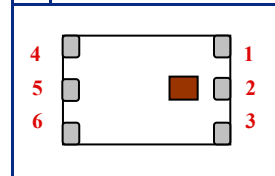
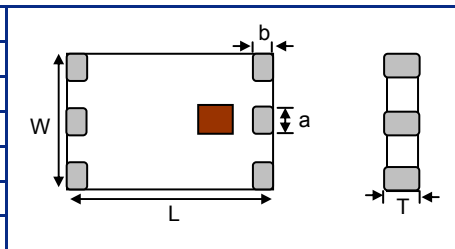
Input Power	3W max.
Impedance	50 Ω
Operating Temp.	-40 to +85°C
Reel Quantity	1,000

P/N	Packaging Style	Bulk	Suffix = S	Eg. 3100AT51A7200S
	Termination Style	T & R	Suffix = E	Eg. 3100AT51A7200E
Suffix	Termination Style	100% Tin	Suffix = None	Eg. 3100AT51A7200(E or S)
	Termination Style	Tin / Lead	Suffix = /Pb	Eg. 3100AT51A7200(E or S)/Pb

Terminal Configuration	
No.	Function
1	GND
2	Feeding Point
3	GND
4	NC
5	NC
6	NC

Mechanical Dimensions

	In	mm
L	0.394 ± 0.012	10.00 ± 0.30
W	0.236 ± 0.012	6.00 ± 0.30
T	0.047 ± 0.008	1.20 ± 0.20
a	0.039 ± 0.012	1.00 ± 0.30
b	0.020 ± 0.012	0.50 ± 0.30

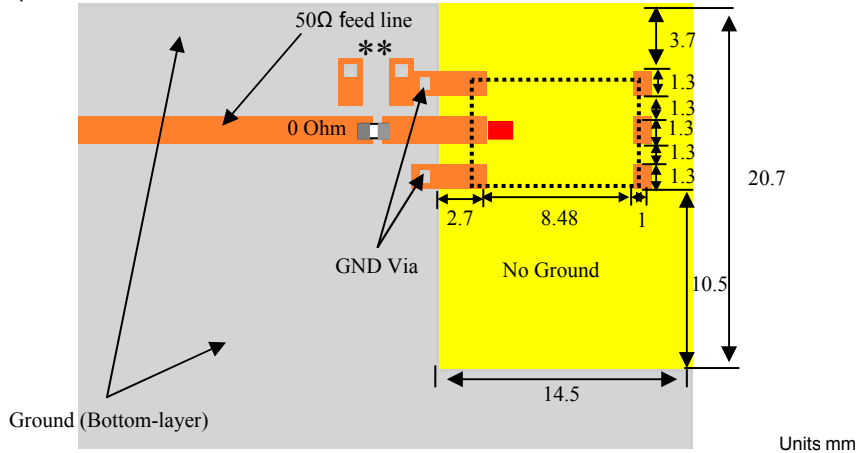


Mounting Considerations

Mount these devices with white mark facing up. Units: mm

* Line width should be designed to provide 50 Ω imped. matching characteristics, depending on PCB material and thickness.

**No matching circuit required



Johanson Technology, Inc. reserves the right to make design changes without notice.

All sales are subject to Johanson Technology, Inc. terms and conditions.



www.johansontechnology.com

4001 Calle Tecate • Camarillo, CA 93012 • TEL 805.389.1166 FAX 805.389.1821

2008 Johanson Technology, Inc. All Rights Reserved

High Frequency Ceramic Solutions

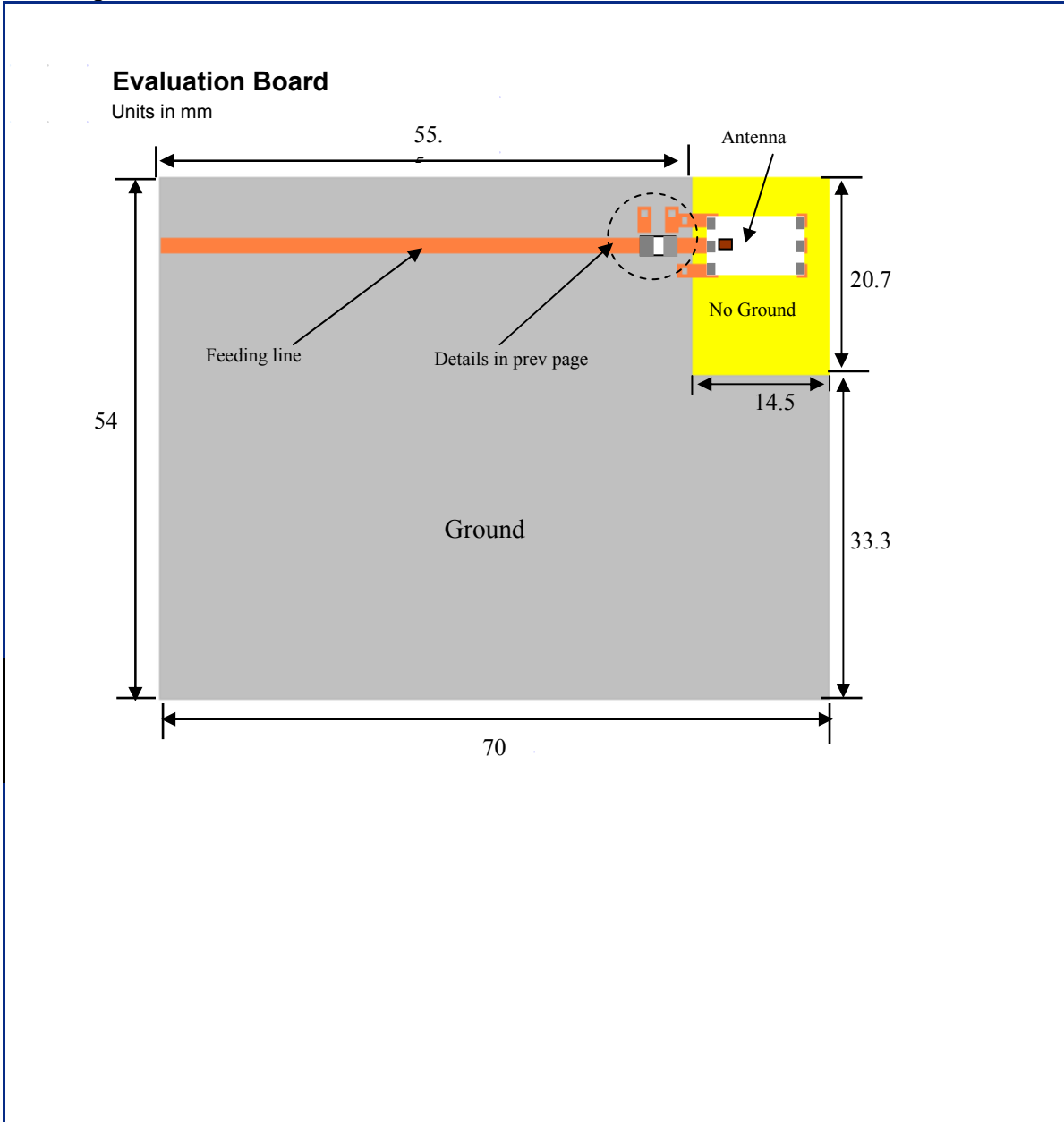
Ultra Wide Band (UWB) Chip Antenna 3.1 -10.3 GHz

P/N 3100AT51A7200

Detail Specification: 08/29/2008

Page 2 of 4

Mounting Considerations



Johanson Technology, Inc. reserves the right to make design changes without notice.
All sales are subject to Johanson Technology, Inc. terms and conditions.

High Frequency Ceramic Solutions

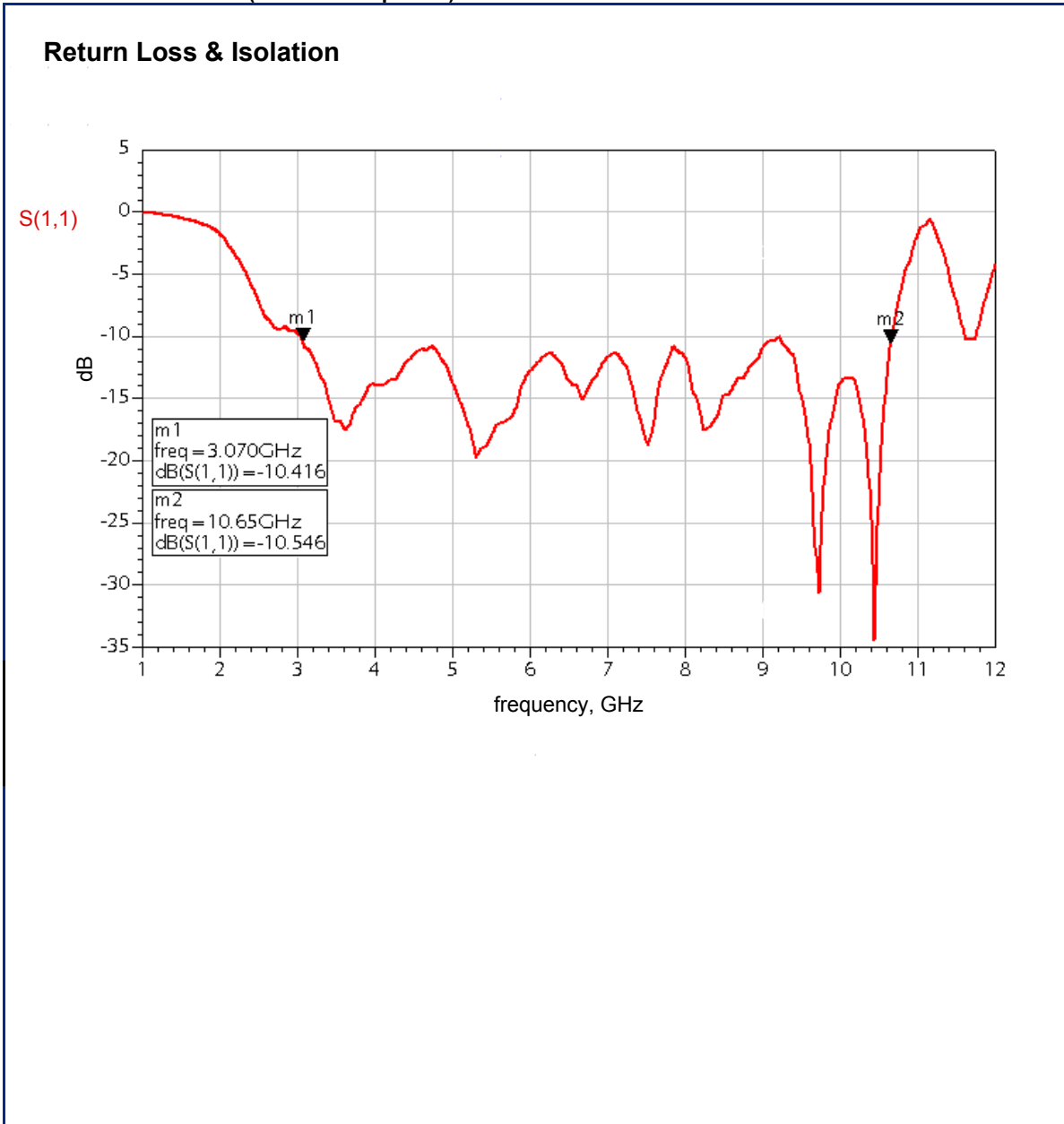
Ultra Wide Band (UWB) Chip Antenna 3.1 -10.3 GHz

P/N 3100AT51A7200

Detail Specification: 08/29/2008

Page 3 of 4

Electrical Performance (At room temp 25°C)



Johanson Technology, Inc. reserves the right to make design changes without notice.
All sales are subject to Johanson Technology, Inc. terms and conditions.



www.johansontechnology.com

4001 Calle Tecate • Camarillo, CA 93012 • TEL 805.389.1166 FAX 805.389.1821

2008 Johanson Technology, Inc. All Rights Reserved