

Features

- Surface Mount 3 mm Square / Multiturn Cermet / Industrial / Sealed
- Sealed to withstand standard board wash processing
- Pick and place centering design for automated placement compatibility
- Flush adjustment screw
- Meets EIA/EIAJ/IPC/VECI SMD standard trimmer footprint
- Top and side adjust
- RoHS compliant* - see [processing information](#) on RoHS compliant surface mount trimmers
- For trimmer applications/processing guidelines, [click here](#)

3223 - 3 mm SMD Trimpot® Trimming Potentiometer

Electrical Characteristics

Standard Resistance Range 10 ohms to 2 megohms
 (see standard resistance table)
 Resistance Tolerance ±20 % std.
 Absolute Minimum Resistance 1 % or 3 ohms max.
 (whichever is greater)
 Contact Resistance Variation 3 % or 3 ohms max.
 (whichever is greater)
 Resolution Essentially infinite
 Insulation Resistance 500 VDC
 100 megohms min.
 Dielectric Strength
 Sea Level..... 600 VAC (1 minute)
 Adjustment Angle 11 turns nom.

Environmental Characteristics

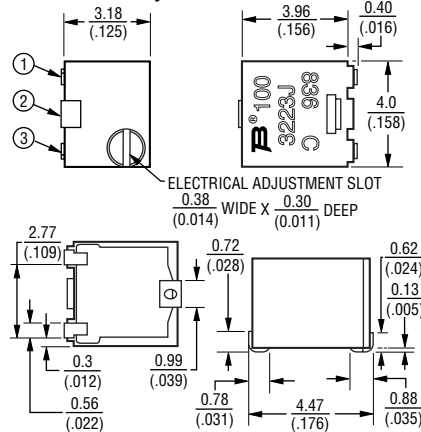
Power Rating (200 volts max.)
 70 °C 0.125 watt
 150 °C 0 watt
 Temperature Range ... -65 °C to +150 °C
 Temperature Coefficient ... ±100 ppm/°C
 Seal Test ..85 °C Fluorinert[†]/60 seconds
 HumidityMIL-STD-202 Method 106
 TRS ±3 %; IR 10 megohms
 Vibration20 G TRS ±1 %; VRS ±1 %
 Shock 100 G TRS ±1 %; VRS ±1 %
 Load Life
@ 70 °C rated power 1000 hours
 CRV 4 ohms or 4 %
 (whichever is greater)
 Rotational Cycling200 cycles
 CRV 4 ohms or 4 %
 (whichever is greater)
 Thermal Shock5 cycles
 TRS ±2 %; VRS ±2 %
 ESD Classification 2

Physical Characteristics

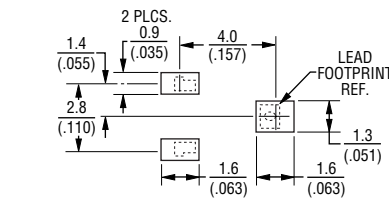
Mechanical Stop Wiper idles
 Torque.....2.50 oz-in. max
 WeightApproximately 0.01 oz.
 Marking Manufacturer's code,
 resistance code and date code
 Solderability.....Per MIL-STD-202,
 Method 208
 Wiper 50 % (Actual TR) ±10 %
 Flammability UL94V-0
 Adjustment Tool..... H-92-1

Product Dimensions

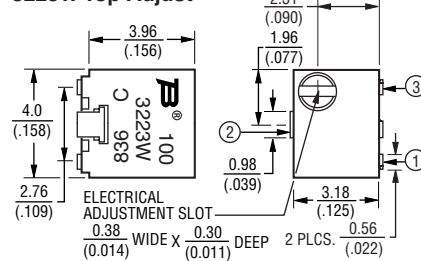
3223J Side Adjust



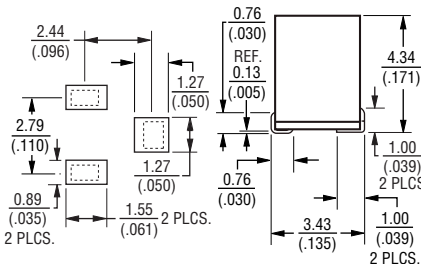
RECOMMENDED LAND PATTERN



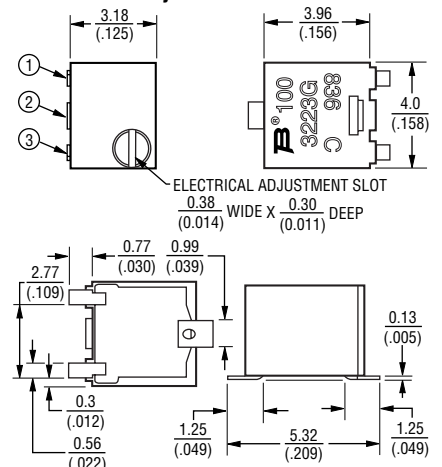
3223W Top Adjust



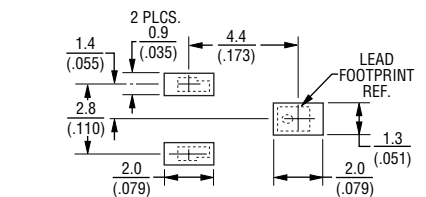
RECOMMENDED LAND PATTERN



3223G Side Adjust

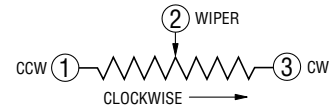


RECOMMENDED LAND PATTERN



DIMENSIONS: MM
(INCHES)

TOLERANCES: 0.25
(.010) EXCEPT WHERE NOTED



How To Order

3223 W - 1 - 502 E

Model _____
 Style _____
 Standard Product Indicator _____
 -1 = IR Reflow (Standard)
 Resistance Code _____
 Embossed Tape Designator _____
 E = 500 pcs./7" Reel (Standard)
 Tape and reel material meets Antistatic ANSI/
 ESD 5541-2003 packaging standards.



*RoHS Directive 2015/863, Mar 31, 2015 and Annex.
[†]Fluorinert[™] is a registered trademark of 3M Co.

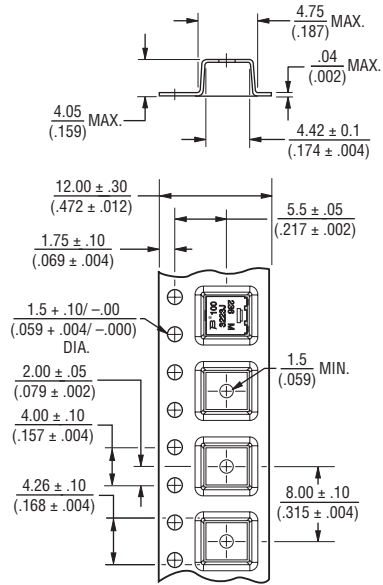
Specifications are subject to change without notice.
 Users should verify actual device performance in their specific applications.
 The products described herein and this document are subject to specific legal disclaimers as set forth on the last page of this document, and at www.bourns.com/docs/legal/disclaimer.pdf.

3223 - 3 mm SMD Trimpot® Trimming Potentiometer

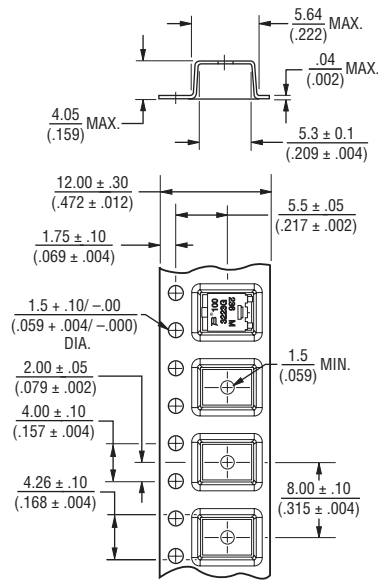
BOURNS®

Packaging Specifications

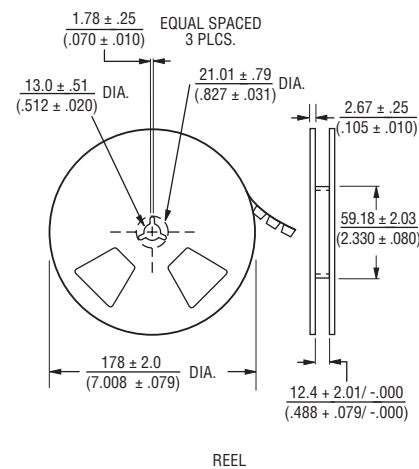
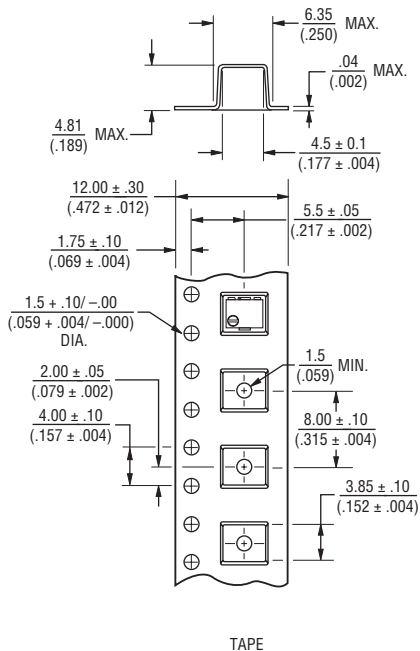
J Style



G Style



W Style



Cover tape peel strength: Meets EIA specification 481.

DIMENSIONS: $\frac{\text{MM}}{\text{(INCHES)}}$

Standard Resistance Table

Resistance (Ohms)	Resistance Code
10	100
20	200
50	500
100	101
200	201
500	501
1,000	102
2,000	202
5,000	502
10,000	103
20,000	203
50,000	503
100,000	104
200,000	204
500,000	504
1,000,000	105
2,000,000	205

Popular values listed in boldface. Consult factory for special resistances.

REV. 04/20

"Trimpot" is a registered trademark of Bourns, Inc. Specifications are subject to change without notice.

Users should verify actual device performance in their specific applications.

The products described herein and this document are subject to specific legal disclaimers as set forth on the last page of this document, and at www.bourns.com/docs/legal/disclaimer.pdf.