

## Features

- Multiturn / Wirewound / Industrial / Sealed
- [Listed on the QPL](#) for style [RT26](#) per MIL-R-27208
- RoHS compliant\*
- For trimmer applications/processing guidelines, [click here](#)

## 3260 - 1/4 " Square Trimpot® Trimming Potentiometer

### Electrical Characteristics

Standard Resistance Range ..... 10 to 25K ohms  
 (see standard resistance table)  
 Resistance Tolerance ..... ±5 % std.  
 (tighter tolerance available)  
 Absolute Minimum Resistance ..... 0.1 % or 1 ohm max.  
 (whichever is greater)  
 Noise ..... 100 ohms ENR max.  
 Resolution ..... See resistance table  
 Insulation Resistance ..... 500 vdc.  
 1,000 megohms min.  
 Dielectric Strength  
 Sea Level..... 600 vac  
 80,000 Feet..... 250 vac  
 Adjustment Angle ..... 11 turns nom.

### Environmental Characteristics

Power Rating  
 85 °C ..... 0.25 watt  
 150 °C ..... 0 watt  
 Temperature Range ... -65 °C to +150 °C  
 Temperature Coefficient ..... ±70 ppm/°C  
 Seal Test ..... 85 °C Fluorinert†  
 Humidity ..... MIL-STD-202 Method 106  
 (2 % ΔTR, 100 Megohms IR)  
 Vibration ..... 30 G (1 % ΔTR; 1 %  
 + resolution ΔVR)  
 Shock ..... 100 G  
 (1 % ΔTR; 1 % + resolution ΔVR)  
 Load Life 1,000 hours 0.25 watt @ 85 °C  
 (2 % ΔTR; 500 ohms ENR)  
 Rotational Life ..... 200 cycles  
 (2 % ΔTR; 500 ohms ENR)

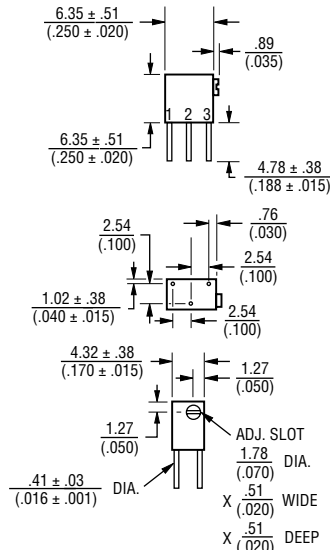
### Physical Characteristics

Torque..... 3.0 oz-in. max.  
 Mechanical Stops..... Wiper idles  
 Terminals Solderable printed circuit pins  
 Weight ..... 0.015 oz.  
 Marking..... Manufacturer's trademark,  
 resistance code, wiring diagram,  
 date code, manufacturer's model  
 number and style  
 Wiper ..... 50 % (Actual TR) ±10 %  
 Flammability ..... UL 94V-0  
 Standard Packaging..... 50 pcs. per tube  
 Adjustment Tool..... H-90

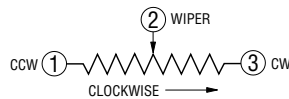
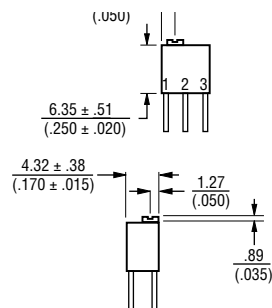
### Product Dimensions

#### 3260H

#### Common Dimensions



#### 3260W



DIMENSIONS:  $\frac{\text{MM}}{\text{INCHES}}$   
 TOLERANCES: ±  $\frac{0.25}{(.010)}$  EXCEPT WHERE NOTED

### How To Order

Model 3260 H - 1 - 502  
 Style \_\_\_\_\_  
 Standard or Modified \_\_\_\_\_  
 Product Indicator \_\_\_\_\_  
 -1 = Standard Product  
 Resistance Code \_\_\_\_\_  
 Consult factory for other available options.

### Standard Resistance Table

Resistance (Ohms)	Resistance Code	Nominal Resolution (Percent)
10	100	1.90
20	200	1.50
50	500	1.23
100	101	1.00
200	201	0.94
500	501	0.58
<b>1,000</b>	<b>102</b>	<b>0.50</b>
<b>2,000</b>	<b>202</b>	<b>0.45</b>
<b>5,000</b>	<b>502</b>	<b>0.34</b>
<b>10,000</b>	<b>103</b>	<b>0.29</b>
<b>20,000</b>	<b>203</b>	<b>0.28</b>
25,000	253	0.23

Popular values listed in boldface. Special resistances available.

REV. 08/19

\* RoHS Directive 2015/863, Mar. 31, 2015 and Annex

"Trimpot" is a trademark of Bourns, Inc.

†"Fluorinert" is a registered trademark of 3M Co.

Specifications are subject to change without notice. Users should verify actual device performance in their specific applications. The products described herein and this document are subject to specific legal disclaimers as set forth on the last page of this document, and at [www.bourns.com/docs/legal/disclaimer.pdf](http://www.bourns.com/docs/legal/disclaimer.pdf).



**WARNING Cancer and Reproductive Harm**  
[www.P65Warnings.ca.gov](http://www.P65Warnings.ca.gov)