

## Features

- Multiturn / Cermet / Industrial / Sealed
- Standoffs allow thorough PC board washing
- Tape and reel packaging available
- RoHS compliant\* version available
- For trimmer applications/processing guidelines, [click here](#)

## 3266 - 1/4 " Square Trimpot® Trimming Potentiometer

### Electrical Characteristics

Standard Resistance Range .....10 ohms to 1 megohm  
(see standard resistance table)

Resistance Tolerance ..... ±10 % std.

Absolute Minimum Resistance ..... 1 % or 2 ohms max.  
(whichever is greater)

Contact Resistance Variation ..... 3.0 % or 3 ohms max.  
(whichever is greater)

Adjustability

Voltage Divider ..... ±0.02 %

Rheostat ..... ±0.05 %

Resolution ..... Infinite

Insulation Resistance ..... 500 vdc.  
1,000 megohms min.

Dielectric Strength

Sea Level ..... 600 vac

80,000 Feet ..... 250 vac

Effective Travel ..... 12 turns nom.

### Environmental Characteristics

Power Rating (300 volts max.)

70 °C ..... 0.25 watt

125 °C ..... 0 watt

Temperature Range ... -55 °C to +125 °C

Temperature Coefficient ... ±100 ppm/°C

Seal Test ..... 85 °C Fluorinert†

Humidity ..... MIL-STD-202 Method 103  
96 hours (2 % ΔTR, 10 Megohms IR)

Vibration ..... 30 G (1 % ΔTR; 1 % ΔVR)

Shock ..... 100 G (1 % ΔTR; 1 % ΔVR)

Load Life... 1,000 hours 0.25 watt 70 °C  
(3 % ΔTR; 3 % CRV)

Rotational Life ..... 200 cycles  
(4 % ΔTR; 3 % or 3 ohms, whichever is greater, CRV)

### Physical Characteristics

Torque ..... 3.0 oz-in. max.

Mechanical Stops ..... Wiper idles

Terminals ..... Solderable pins

Weight ..... 0.015 oz.

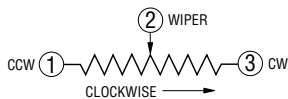
Marking ..... Manufacturer's trademark, resistance code, wiring diagram, date code, manufacturer's model number and style

Wiper ..... 50 % (Actual TR) ±10 %

Flammability ..... U.L. 94V-0

Standard Packaging ..... 50 pcs. per tube

Adjustment Tool ..... H-90

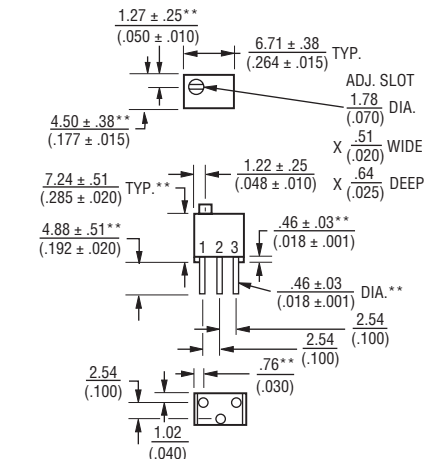


**WARNING Cancer and Reproductive Harm**  
[www.P65Warnings.ca.gov](http://www.P65Warnings.ca.gov)

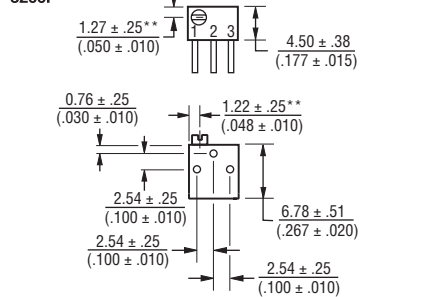
### Product Dimensions

#### 3266W

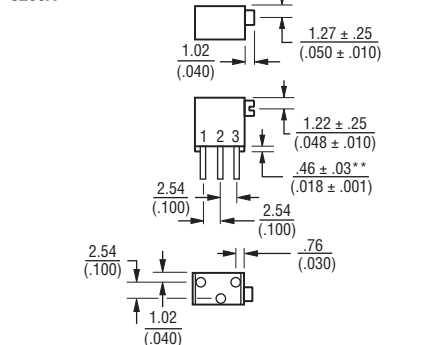
##### Common Dimensions



#### 3266P



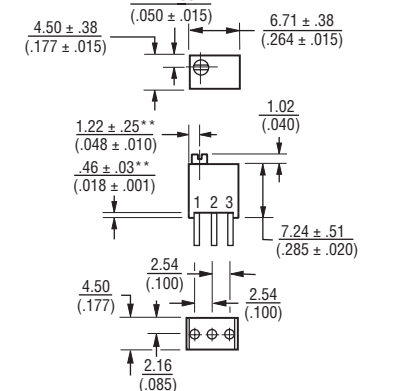
#### 3266X



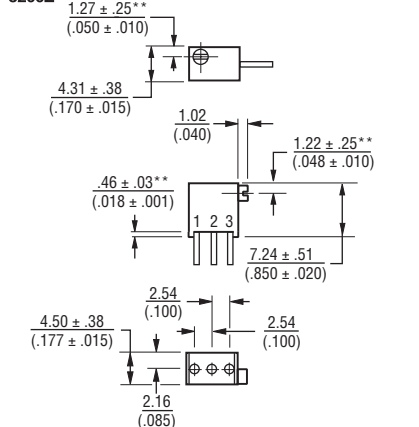
\*\*Common dimensions

DIMENSIONS:  $\frac{\text{MM}}{\text{(INCHES)}}$   
TOLERANCES: ±  $\frac{0.25}{(.010)}$  EXCEPT WHERE NOTED

#### 3266Y



#### 3266Z



### Additional Information

Click these links for more information:



\*RoHS Directive 2015/863, Mar. 31, 2015 and Annex "Trimpot" is a trademark of Bourns, Inc. †"Fluorinert" is a registered trademark of 3M Co. Specifications are subject to change without notice. Users should verify actual device performance in their specific applications. The products described herein and this document are subject to specific legal disclaimers as set forth on the last page of this document, and at [www.bourns.com/docs/legal/disclaimer.pdf](http://www.bourns.com/docs/legal/disclaimer.pdf).

# 3266 - 1/4 " Square Trimpot® Trimming Potentiometer

**BOURNS®**

## Standard Resistance Table

Resistance (Ohms)	Resistance Code
10	100
100	101
200	201
500	501
<b>1,000</b>	<b>102</b>
<b>2,000</b>	<b>202</b>
<b>5,000</b>	<b>502</b>
<b>10,000</b>	<b>103</b>
<b>20,000</b>	<b>203</b>
25,000	253
50,000	503
100,000	104
200,000	204
250,000	254
500,000	504
1,000,000	105

Popular distribution resistance values listed in boldface. Special resistances available.

## How To Order

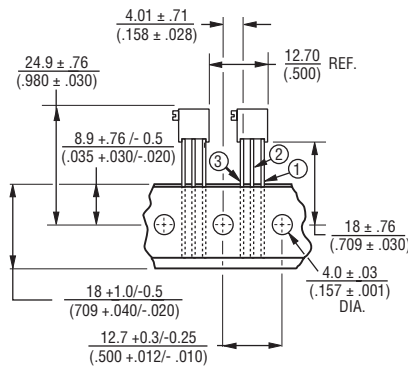
**3266 W - 1 - 103 LF**

Model \_\_\_\_\_  
 Style \_\_\_\_\_  
 Standard or Modified Product Indicator \_\_\_\_\_  
 -1 = Standard Product  
 Resistance Code \_\_\_\_\_  
 Packaging Designator \_\_\_\_\_  
 Blank = Tube (Standard)  
 R = Tape and Reel (Z and Y Pin Styles Only)  
 A = Ammo Pack (Z and Y Pin Styles Only)  
 Terminations \_\_\_\_\_  
 LF = 100 % Tin-plated (RoHS compliant)  
 Blank = 90 % Tin / 10 % Lead-plated (Standard)

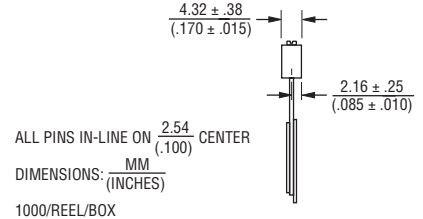
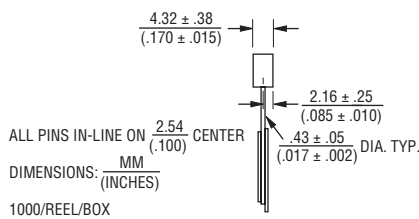
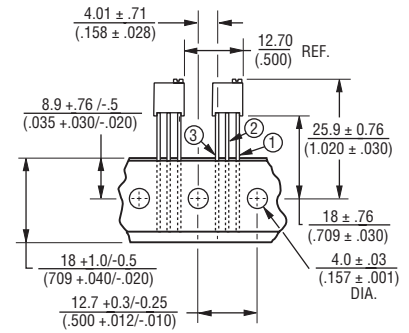
Consult factory for other available options.  
 Tape and reel material meets Antistatic ANSI/ESD 5541-2003 packaging standards.

## Packaging Specifications

### SIDE ADJUST 3266Z-1



### TOP ADJUST 3266Y-1



Meets EIA Specification 468.

DIMENSIONS:  $\frac{\text{MM}}{\text{(INCHES)}}$

**BOURNS®**

Asia-Pacific: Tel: +886-2 2562-4117 • Email: asiacus@bourns.com

Europe: Tel: +36 88 885 877 • Email: eurocus@bourns.com

The Americas: Tel: +1-951 781-5500 • Email: americus@bourns.com

www.bourns.com

REV. 08/21

Specifications are subject to change without notice.

Users should verify actual device performance in their specific applications.

The products described herein and this document are subject to specific legal disclaimers as set forth on the last page of this document, and at [www.bourns.com/docs/legal/disclaimer.pdf](http://www.bourns.com/docs/legal/disclaimer.pdf).