



Features

- Stable, infinite resolution cermet element
- Vertical and horizontal adjust styles
- Optional packaging on embossed tape
- Compatible with surface mount manufacturing processes
- RoHS compliant* - see [processing information](#) on RoHS compliant surface mount trimmers
- For trimmer applications/processing guidelines, [click here](#)

3269 - 1/4" Square SMD Trimpot® Trimming Potentiometer

Electrical Characteristics

Standard Resistance Range10 ohms to 1 megohm (see standard resistance table)
Resistance Tolerance±10 % std. (closer tolerance available)
Absolute Minimum Resistance1 % or 2 ohms max. (whichever is greater)
Contact Resistance Variation3.0 % or 3 ohms max. (whichever is greater)
Adjustability	
Voltage Divider±0.02 %
Rheostat±0.05 %
ResolutionInfinite
Insulation Resistance500 vdc. 1,000 megohms min.
Dielectric Strength	
Sea Level600 vac
80,000 Feet250 vac
Effective Travel12 turns nom.

Environmental Characteristics

Power Rating (300 volts max.)	
85 °C0.25 watt
150 °C0 watt
Temperature Range	...-65 °C to +150 °C
Temperature Coefficient	...±100 ppm/°C
Seal Test	..85 °C Fluorinert [†] /60 seconds
HumidityMIL-STD-202 Method 106 (2 % ΔTR; IR 100 Megohms)
Vibration30 G (1 % ΔTR; 1 % ΔVR)
Shock100 G (1 % ΔTR; 1 % ΔVR)
Load Life	..1,000 hours 0.25 watt @ 85 °C (3 % ΔTR; 3 % or 3 ohms whichever is greater, CRV)
Rotational Life200 cycles (2 % ΔTR; 3 % or 3 ohms, whichever is greater, CRV)

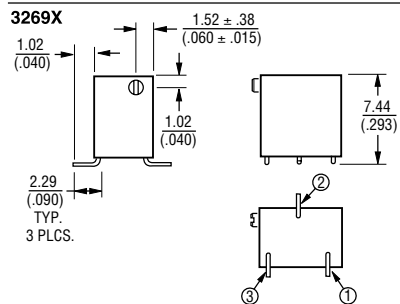
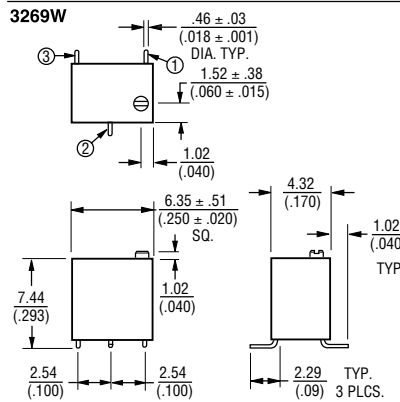
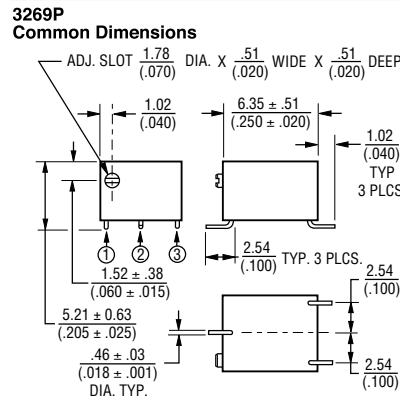
Physical Characteristics

Torque2.5 oz-in. max.
Mechanical StopsWiper idles
TerminalsSolderable pins
Weight0.015 oz.
MarkingManufacturer's trademark, resistance code, wiring diagram, date code, manufacturer's model number and style
Standard Packaging(MSL-2) 50 pcs. per tube
Adjustment ToolH-90
Wiper50 % (Actual TR) ±10 %

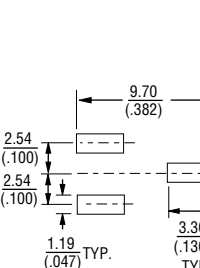
*RoHS Directive 2015/863, Mar. 31, 2015 and Annex
"Trimpot" is a trademark of Bourns, Inc.
†"Fluorinert" is a registered trademark of 3M Co.



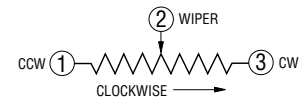
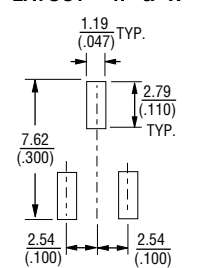
Product Dimensions



RECOMMENDED PCB LAYOUT - "P"



RECOMMENDED PCB LAYOUT - "W" & "X"



DIMENSIONS: $\frac{\text{MM}}{\text{(INCHES)}}$
TOLERANCES: ± $\frac{0.25}{(.010)}$ EXCEPT WHERE NOTED

How To Order

3269 X - 1 - 103 G LF

Model _____
Style _____
Standard or Modified _____
Product Indicator _____
For P pin style:
-1 = Terminals #1 & #3 away from sprocket holes
For W & X pin styles:
-1 = Terminals #1 & #3 toward sprocket holes
For P, W & X pin styles:
-11 = ±5 % TR
Resistance Code _____
Embossed Tape Designator _____
G = Embossed Tape (MSL-2)
"P" Style - 750 pcs./13" reel
"W, X" Style - 500 pcs./13" reel
Tape and reel material meets Antistatic ANSI/ESD 5541-2003 packaging standards.
Terminations _____
LF = 100 % Tin-plated (RoHS compliant)
Blank = 90 % Tin / 10 % Lead-plated (Standard)

Standard Resistance Table

Resistance (Ohms)	Resistance Code
10	100
20	200
50	500
100	101
200	201
500	501
1,000	102
2,000	202
5,000	502
10,000	103
20,000	203
50,000	503
100,000	104
200,000	204
250,000	254
500,000	504
1,000,000	105

Popular distribution values listed in boldface.
Special resistances available.

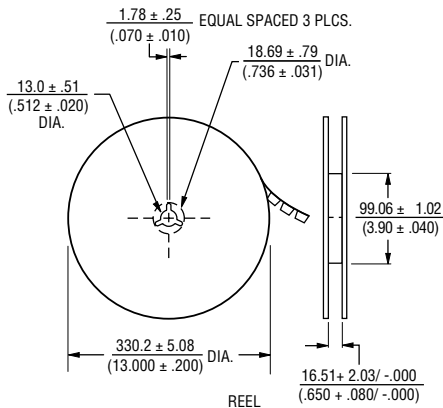
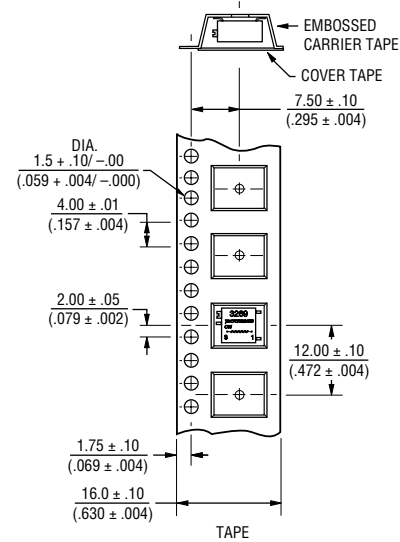
Specifications are subject to change without notice.
Users should verify actual device performance in their specific applications. The products described herein and this document are subject to specific legal disclaimers as set forth on the last page of this document, and at www.bourns.com/docs/legal/disclaimer.pdf.

3269 - Packaging Specifications

BOURNS®

Packaging Specifications

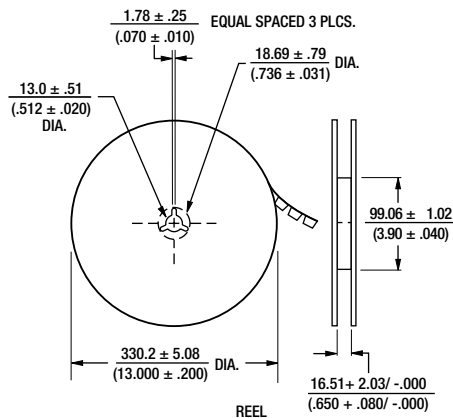
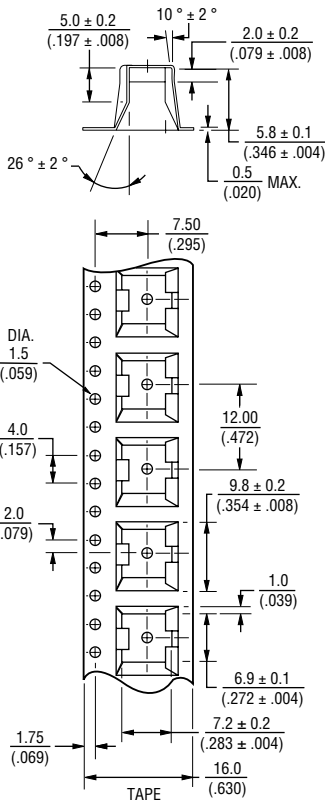
(P Style)



-1 as shown meets EIA Specification 481.
Units packaged 750 pieces per reel.

DIMENSIONS: $\frac{\text{MM}}{\text{(INCHES)}}$

(W & X Styles)



-2 as shown meets EIA Specification 481.
Units packaged 500 pieces per reel.

BOURNS®

Asia-Pacific: Tel: +886-2 2562-4117
Email: asiacus@bourns.com

Europe: Tel: +36 88 885 877
Email: eurocus@bourns.com

The Americas: Tel: +1-951 781-5500
Email: americus@bourns.com
www.bourns.com