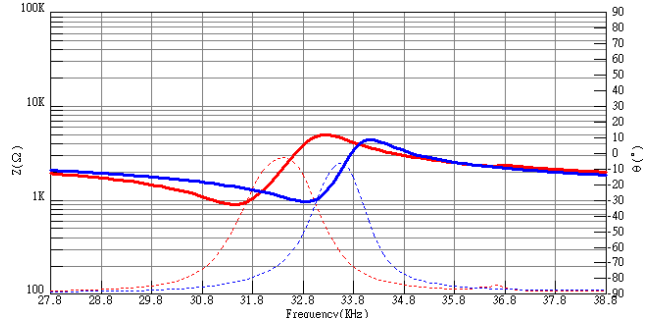




Impedance/Phase Angle vs. Frequency

Tested under 1Vrms Oscillation Level

328SR160 Impedance ————
 328SR160 Phase - - - - -
 328ST160 Impedance ————
 328ST160 Phase - - - - -



Specification

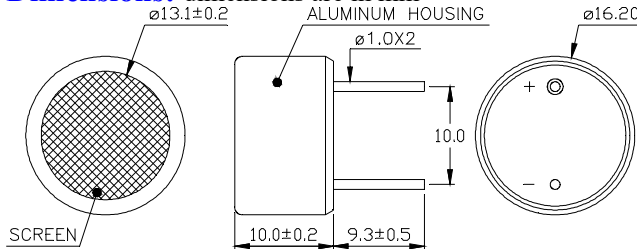
328ST160	Transmitter
328SR160	Receiver
Center Frequency	32.8±1.0KHz
Bandwidth (-6dB)	328ST160 2.0KHz
	328SR160 2.5KHz
Transmitting Sound Pressure Level at 32.8KHz; 0dB re 0.0002μbar per 10Vrms at 30cm	115dB min.
Receiving Sensitivity at 32.8KHz 0dB = 1 volt/μbar	-67dB min.
Capacitance at 1KHz ±20%	2600 pF
Max. Driving Voltage (cont.)	20Vrms
Total Beam Angle -6dB	75° typical
Operation Temperature	-30 to 70°C
Storage Temperature	-40 to 80°C

All specification taken typical at 25°C
 Closer frequency tolerance can be supplied upon request.

Model available:

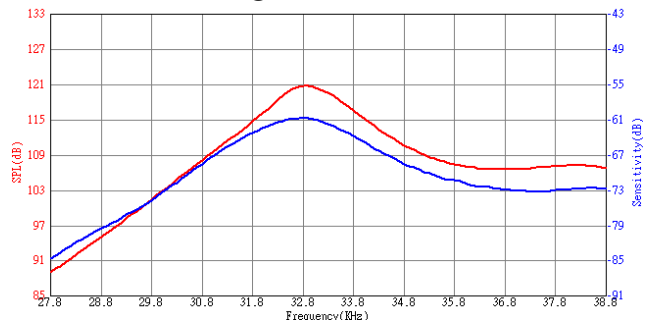
1	328ST/R160	Aluminum Housing
---	------------	------------------

Dimensions: dimensions are in mm



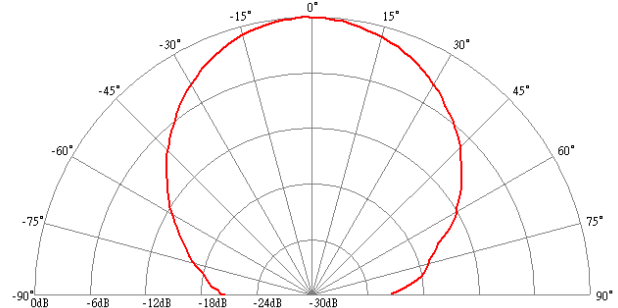
Sensitivity/Sound Pressure Level

Tested under 10Vrms @30cm



Beam Angle

Tested at 32.8KHz frequency

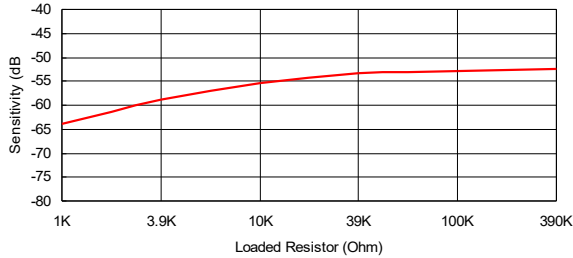


S. Square Enterprise Company Limited
Pro-Wave Electronics Corporation

[Http://www.pro-wave.com.tw](http://www.pro-wave.com.tw) ; E-mail: sales@pro-wave.com.tw ; Tel: 886-2-22465101 ; Fax: 886-2-22465105

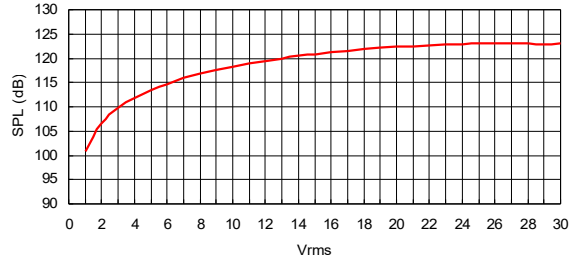
328SR160 Receiver

Sensitivity Variation vs. Loaded Resistor

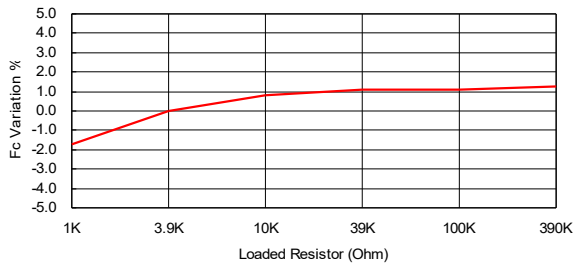


328ST160 Transmitter

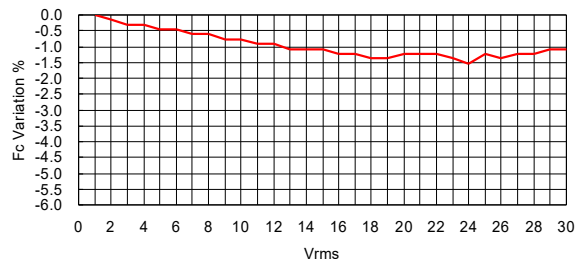
SPL Variation vs. Driving Voltage



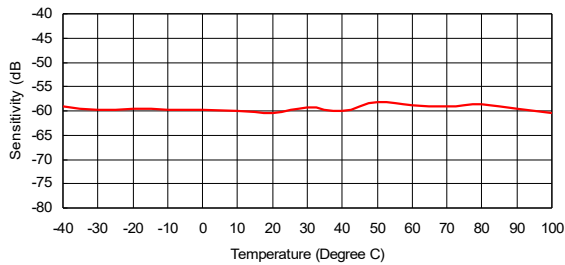
Center Frequency Shift vs. Loaded Resistor



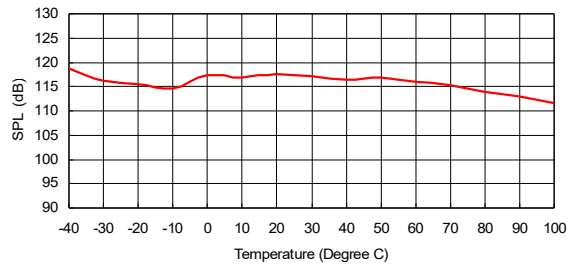
Center Frequency Shift vs. Driving Voltage



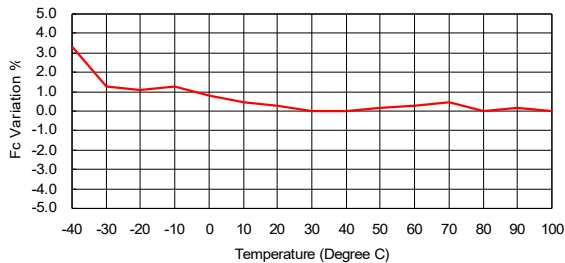
Sensitivity Variation vs. Temperature



SPL Variation vs. Temperature



Center Frequency Shift vs. Temperature



Center Frequency Shift vs. Temperature

