

The 329 on-delay TDR with plug-in base maintains excellent repeat accuracy despite wide voltage and temperature variations. A choice of seven ranges are available from 1 second to 3 minutes.

Performance Value: Ruggedly designed into a 36 x 36 mm housing, the 329 On-Delay TDR combines both highly accurate and repeatable timing with industrial quality that is usually found in only the more expensive timers.

CHOICE OF RANGES: The 329 is offered in a choice of seven different ranges between 1 second to 3.0 minutes to permit optimum setting accuracy. The dial face clearly displays the range.

DESIGNED FOR INDUSTRIAL SERVICE: The 329 incorporates features designed to ensure a long trouble-free life expectancy, even in difficult industrial environments: high impact resistant housing with octal plug-in base that is easily surface/DIN or panel mounted; a DPDT 5 amp relay rated for 10 million operations at no load; and an oscillator-based timing circuit for high accuracy even with changes in temperature and voltage.

HIGH ACCURACY: The 329's timing circuit is not a simple RC circuit, but it utilizes the sophistication of a proprietary integrated circuit that includes counting technology along with a stable oscillator to provide repeatable time delays.

Timing begins when the start switch is closed. This starts an oscillator which runs at a frequency determined by the time setting. A fixed number of counts from the oscillator determines the end of the time cycle. The time required to accomplish this depends on the oscillator frequency.

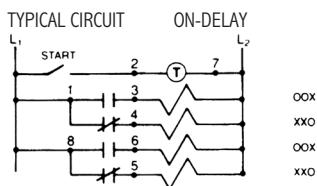
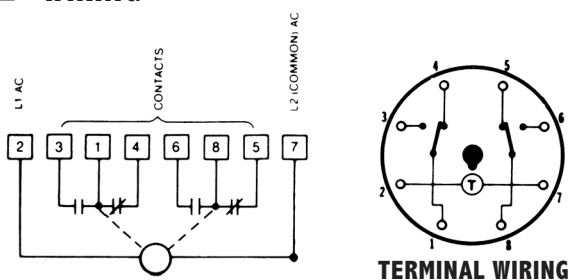


Solid-State Time Delay Relay

SPECIFICATIONS

At time out, the built-in relay transfers its contacts. These contacts remain transferred until the start switch is opened or power is removed by some other means. The 329 then resets and is ready for another cycle.

WIRING



MODEL NUMBER

MODEL NUMBER	329A		Q		
--------------	------	--	---	--	--

RANGE				
1 SEC	362			
3 SEC	363			
5 SEC	364			
10 SEC	365			
30 SEC	366			
1 MIN	367			
3 MIN	368			
Special	000			

VOLTAGE & FREQUENCY				
120 VAC, 50/60 Hz		Q		

ARRANGEMENT			
ON-Delay		1	
Special		0	

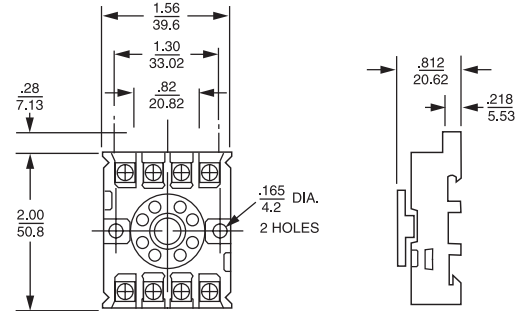
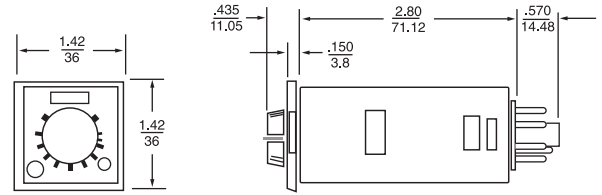
FEATURES			
Standard			X
Special			K

ACCESSORIES		
8-Pin surface/DIN rail socket	000-825-85-00	
Hold down for above socket (2 required)	339-025-03-00	
Plug-in socket kit (8-pin)	319-261-45-00	

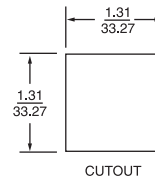
SPECIFICATIONS

RANGE	Choice of 7 fixed ranges
	1.0 SEC 30.0 SEC
	3.0 SEC 1 MIN
	5.0 SEC 3 MIN
MINIMUM SETTING	5% of range, plus 50 mSEC on 1.0, and 3.0 SEC ranges.
LOAD RELAY	<p>TYPE DPDT 5 Amps resistive at 30 VDC or 240 VAC (or less) 1/8 HP @ 120 VAC 1/4 HP @ 240 VAC 240 VA @ 240 VAC</p> <p>LIFE 100,000 operations at full load: 5 A at 30 VAC (or less) resistive 5 A at 240 VAC (or less) resistive 10 million operations with no load</p> <p>CONTACT Silver Nickel</p> <p>MATERIAL</p>
TEMPERATURE RATING	0° to 131°F (-17° to 55° C)
MOUNTING	<p>Plug-in octal base; mounts in any position with retaining clips.</p> <p>OPTIONS: Surface mounting socket DIN rail mounting socket Panel-mounting adapter kit Plug-on socket Rear facing terminal socket.</p>
POWER REQUIREMENTS	95 to 132 VAC, 50/60 Hz Running - 0.02A
SETTING ACCURACY	± 15%
REPEAT ACCURACY	<p>Varies as a function of line voltage and temperature but not of reset time.</p> <p>a ±2.0% at constant voltage, and full temperature range. (or ±25 mSEC, whichever is greater)</p> <p>b ±1.5%* at constant temperature and full voltage range. (or ±25 mSEC, whichever is greater)</p> <p>c ±3.5%* over full voltage and temperature range. (or ±30 mSEC, whichever is greater).</p> <p>Variations of line and voltage must be within 95 and 132V; of temperature between -17 and 55°C (0 and 131°F)</p> <p>*Variation from average actual time</p>
MODE OF OPERATION	All models operate in ON-delay mode only
RESET TIME	<p>a 0 to 20 mSEC power interruption; guaranteed no reset</p> <p>b 20 mSEC to 100 mSEC; it may reset. (40 mSEC typical reset)</p> <p>c Over 100 mSEC guaranteed to reset</p>
WEIGHT	0.2 lbs

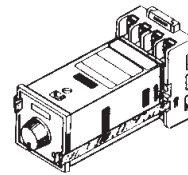
DIMENSIONS (INCHES/MILLIMETERS)



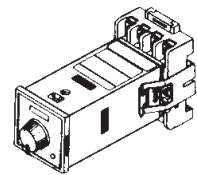
8 PIN OPTIONAL OCTAL SOCKET NO. 00008258500



CUTOUT



00008258500
SOCKET WITH
339-025-03-00
HOLD DOWNS



TYPICAL OTHER
SOCKET WITH
339-025-02-00
HOLD DOWNS