



### Features

- 6 mm Round / Single-Turn / Cermet Industrial / Open Frame
- Cross slot adjustment options
- Horizontal and vertical mounting styles
- Dust resistant/splash resistant covers
- PC board stand-offs and retention feature
- Front and top adjust styles
- RoHS compliant\*
- For trimmer applications/processing guidelines, [click here](#)

## 3306 – 6 mm Round Trimpot® Trimming Potentiometer

### Additional Information

Click these links for more information:

[PRODUCT SELECTOR](#)
[TECHNICAL LIBRARY](#)
[INVENTORY](#)
[SAMPLES](#)
[CONTACT](#)

### Electrical Characteristics

Standard Resistance Range ..... 100 ohms to 1 megohm  
 (see standard resistance table)  
 Resistance Tolerance ..... ±25 % std.  
 (tighter tolerance available)  
 Absolute Minimum Resistance ..... 2 % max. (≤2K = 30 ohms)  
 Contact Resistance Variation ... 3 % max.  
 Resolution..... Essentially infinite  
 Adjustment Angle..... 215 ° nom.

### Environmental Characteristics

Power Rating (100 volts max.)  
 70 °C ..... 0.2 watt  
 Temperature Range.... -25 °C to +100 °C  
 Temperature Coefficient ..... ±250 ppm/°C  
 Load Life.... 1,000 hours 0.2 watt @ 70 °C  
 (5 % ΔTR)

### Physical Characteristics

Mechanical Angle ..... 240 ° ±10 °  
 Torque (Operating) ... 0.042 to 4.16 oz-in.  
 Stop Strength..... 6.9 oz-in.  
 Terminals ..... Solderable pins  
 Marking..... Manufacturer's trademark, resistance code  
 Standard Packaging ..... 200 pcs. per bag  
 Adjustment Tool ..... H-90  
 Aqueous cleaning not recommended.

### How To Order

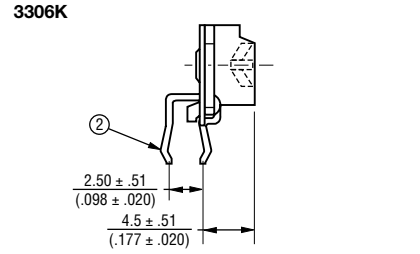
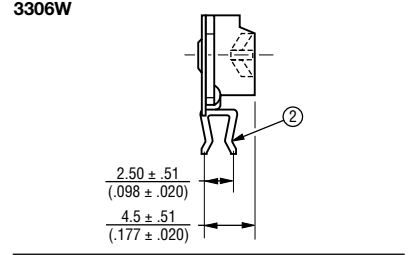
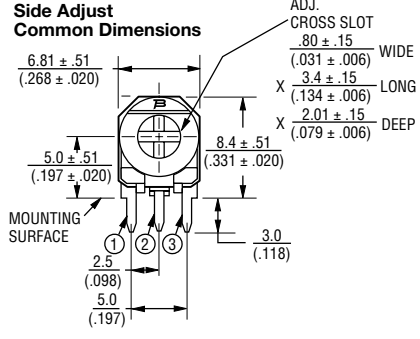
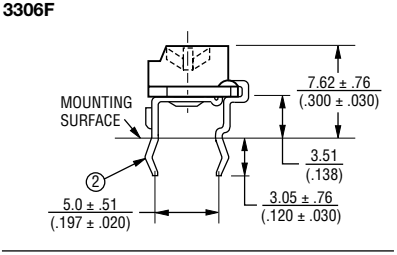
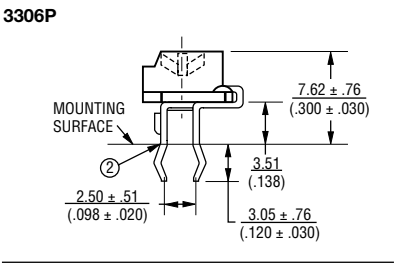
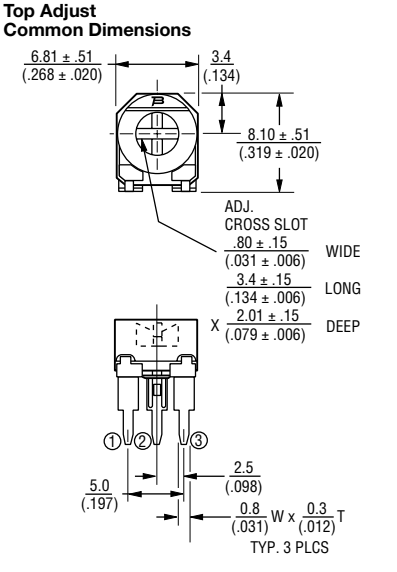
Model \_\_\_\_\_ **3306 W - 1 - 103**

Style \_\_\_\_\_

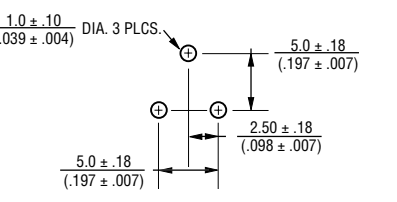
Standard Product \_\_\_\_\_

Resistance Code \_\_\_\_\_

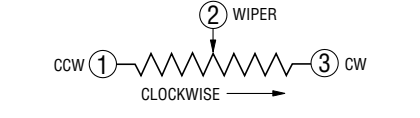
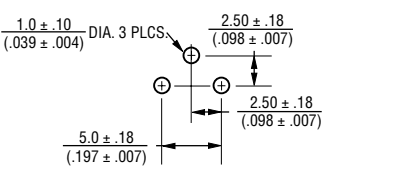
### Product Dimensions



### SUGGESTED PWB LAYOUT - STYLE F



### SUGGESTED PWB LAYOUT - STYLES K, P, W



DIMENSIONS: MM (INCHES)  
 TOLERANCES: ± 0.3 (.012) EXCEPT WHERE NOTED

Specifications are subject to change without notice. Users should verify actual device performance in their specific applications. The products described herein and this document are subject to specific legal disclaimers as set forth on the last page of this document, and at [www.bourns.com/docs/legal/disclaimer.pdf](http://www.bourns.com/docs/legal/disclaimer.pdf).

**WARNING Cancer and Reproductive Harm**  
[www.P65Warnings.ca.gov](http://www.P65Warnings.ca.gov)

\*RoHS Directive 2015/863, Mar. 31, 2015 and Annex "Trimpot" is a registered trademark of Bourns, Inc.

Standard Resistance Table

Resistance (Ohms)	Resistance Code
<b>100</b>	<b>101</b>
<b>200</b>	<b>201</b>
<b>500</b>	<b>501</b>
<b>1,000</b>	<b>102</b>
<b>2,000</b>	<b>202</b>
<b>5,000</b>	<b>502</b>
<b>10,000</b>	<b>103</b>
<b>20,000</b>	<b>203</b>
<b>25,000</b>	<b>253</b>
<b>50,000</b>	<b>503</b>
<b>100,000</b>	<b>104</b>
200,000	204
250,000	254
500,000	504
1,000,000	105

Popular distribution resistance values listed in **boldface**.

**BOURNS®**

**Asia-Pacific:** Tel: +886-2 2562-4117 • Email: [asiacus@bourns.com](mailto:asiacus@bourns.com)

**EMEA:** Tel: +36 88 885 877 • Email: [eurocus@bourns.com](mailto:eurocus@bourns.com)

**The Americas:** Tel: +1-951 781-5500 • Email: [americus@bourns.com](mailto:americus@bourns.com)

[www.bourns.com](http://www.bourns.com)