



Features

- 6 mm Round / Single-Turn / Cermet Industrial / Open Frame
- Cross slot adjustment options
- Horizontal and vertical mounting styles
- Dust resistant/splash resistant covers
- PC board stand-offs and retention feature
- Front and top adjust styles
- RoHS compliant*
- For trimmer applications/processing guidelines, [click here](#)

3306 – 6 mm Round Trimpot® Trimming Potentiometer

Additional Information

Click these links for more information:



Electrical Characteristics

Standard Resistance Range 100 ohms to 1 megohm
(see standard resistance table)
Resistance Tolerance ±25 % std.
(tighter tolerance available)
Absolute Minimum Resistance 2 % max. (≤2K = 30 ohms)
Contact Resistance Variation ... 3 % max.
Resolution..... Essentially infinite
Adjustment Angle..... 215 ° nom.

Environmental Characteristics

Power Rating (100 volts max.)
70 °C 0.2 watt
Temperature Range.... -25 °C to +100 °C
Temperature Coefficient ±250 ppm/°C
Load Life.... 1,000 hours 0.2 watt @ 70 °C
(5 % ΔTR)

Physical Characteristics

Mechanical Angle 240 ° ±10 °
Torque (Operating) ... 0.042 to 4.16 oz-in.
Stop Strength..... 6.9 oz-in.
Terminals Solderable pins
Marking..... Manufacturer's trademark, resistance code
Standard Packaging 200 pcs. per bag
Adjustment Tool H-90

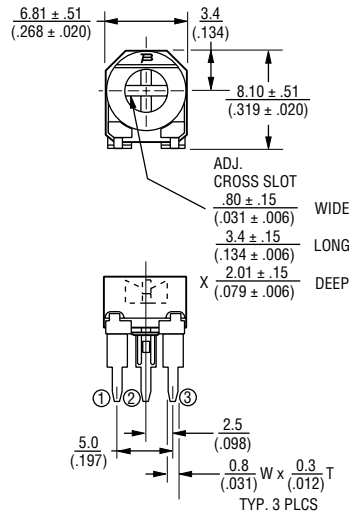
Aqueous cleaning not recommended.

How To Order

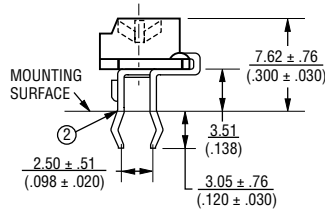
Model _____ **3306 W - 1 - 103**
Style _____
Standard Product _____
Resistance Code _____

Product Dimensions

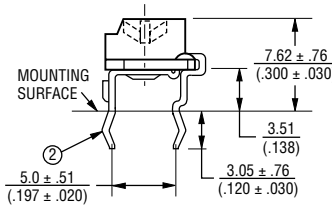
Top Adjust Common Dimensions



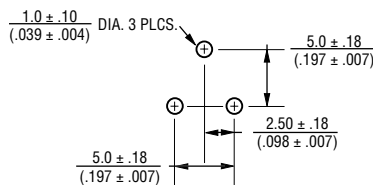
3306P



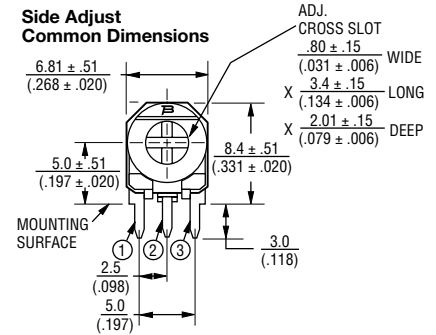
3306F



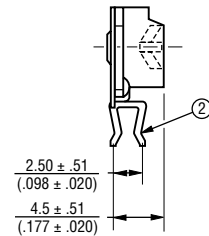
SUGGESTED PWB LAYOUT - STYLE F



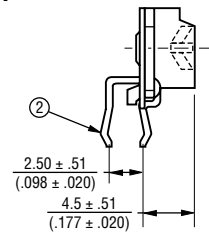
Side Adjust Common Dimensions



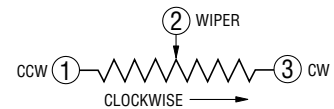
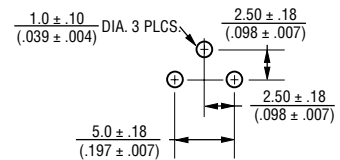
3306W



3306K



SUGGESTED PWB LAYOUT - STYLES K, P, W



DIMENSIONS: MM (INCHES)
TOLERANCES: ± 0.3 (0.12) EXCEPT WHERE NOTED

Specifications are subject to change without notice. Users should verify actual device performance in their specific applications. The products described herein and this document are subject to specific legal disclaimers as set forth on the last page of this document, and at www.bourns.com/docs/legal/disclaimer.pdf.



WARNING Cancer and Reproductive Harm
www.P65Warnings.ca.gov

*RoHS Directive 2015/863, Mar. 31, 2015 and Annex "Trimpot" is a registered trademark of Bourns, Inc.

Standard Resistance Table

Resistance (Ohms)	Resistance Code
100	101
200	201
500	501
1,000	102
2,000	202
5,000	502
10,000	103
20,000	203
25,000	253
50,000	503
100,000	104
200,000	204
250,000	254
500,000	504
1,000,000	105

Popular distribution resistance values listed in **boldface**.

BOURNS®

Asia-Pacific: Tel: +886-2 2562-4117 • Email: asiacus@bourns.com

EMEA: Tel: +36 88 885 877 • Email: eurocus@bourns.com

The Americas: Tel: +1-951 781-5500 • Email: americus@bourns.com

www.bourns.com