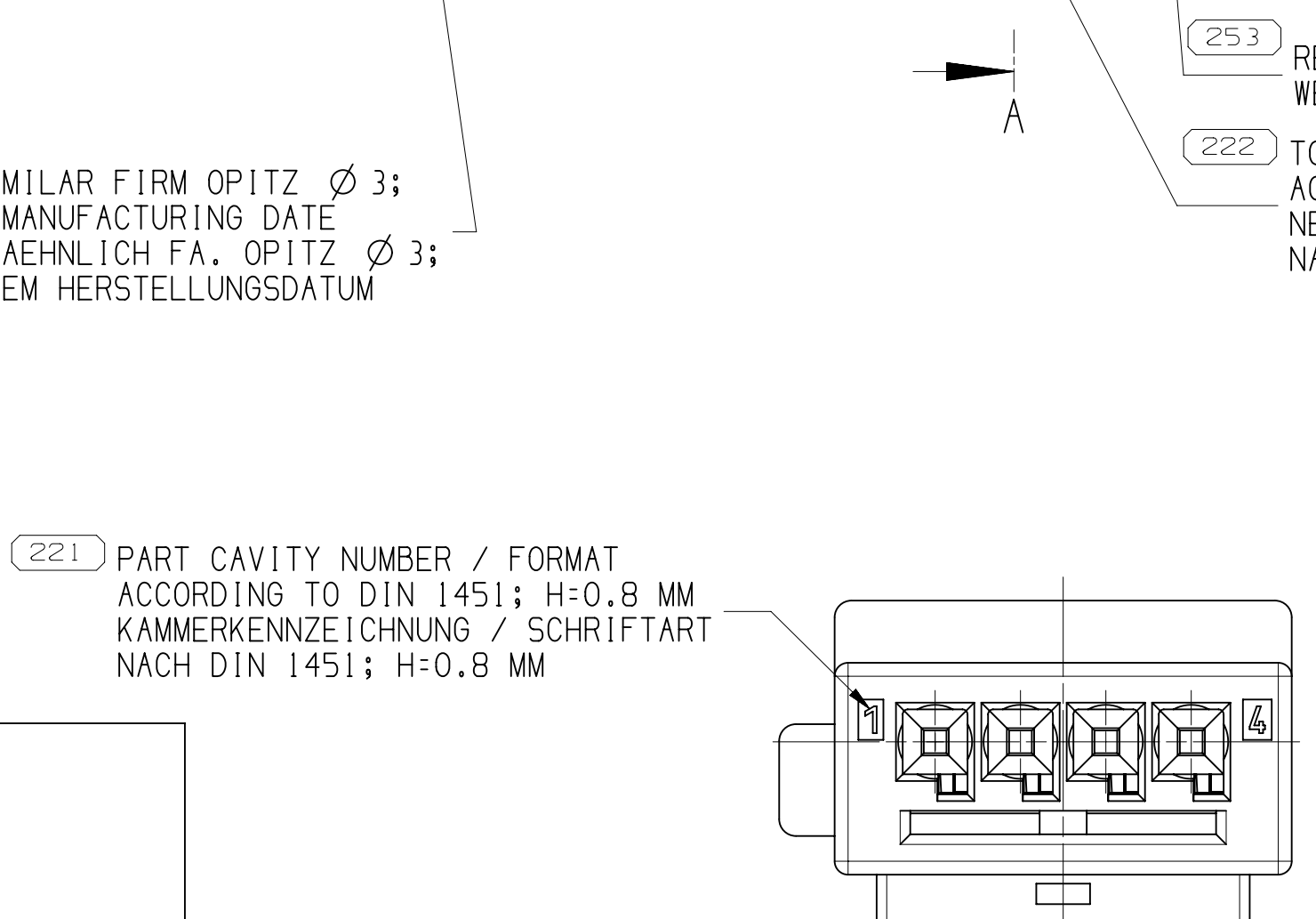
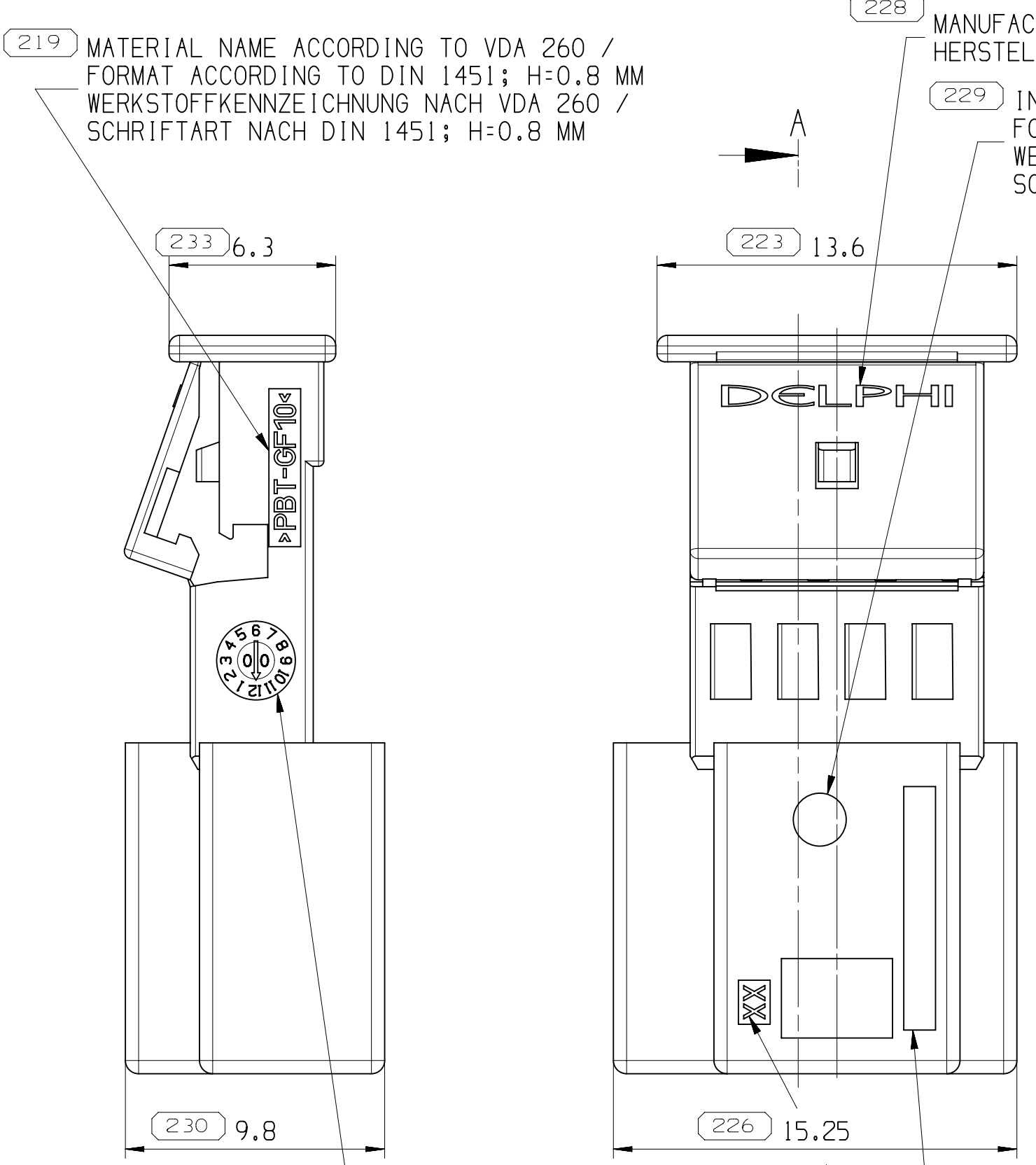
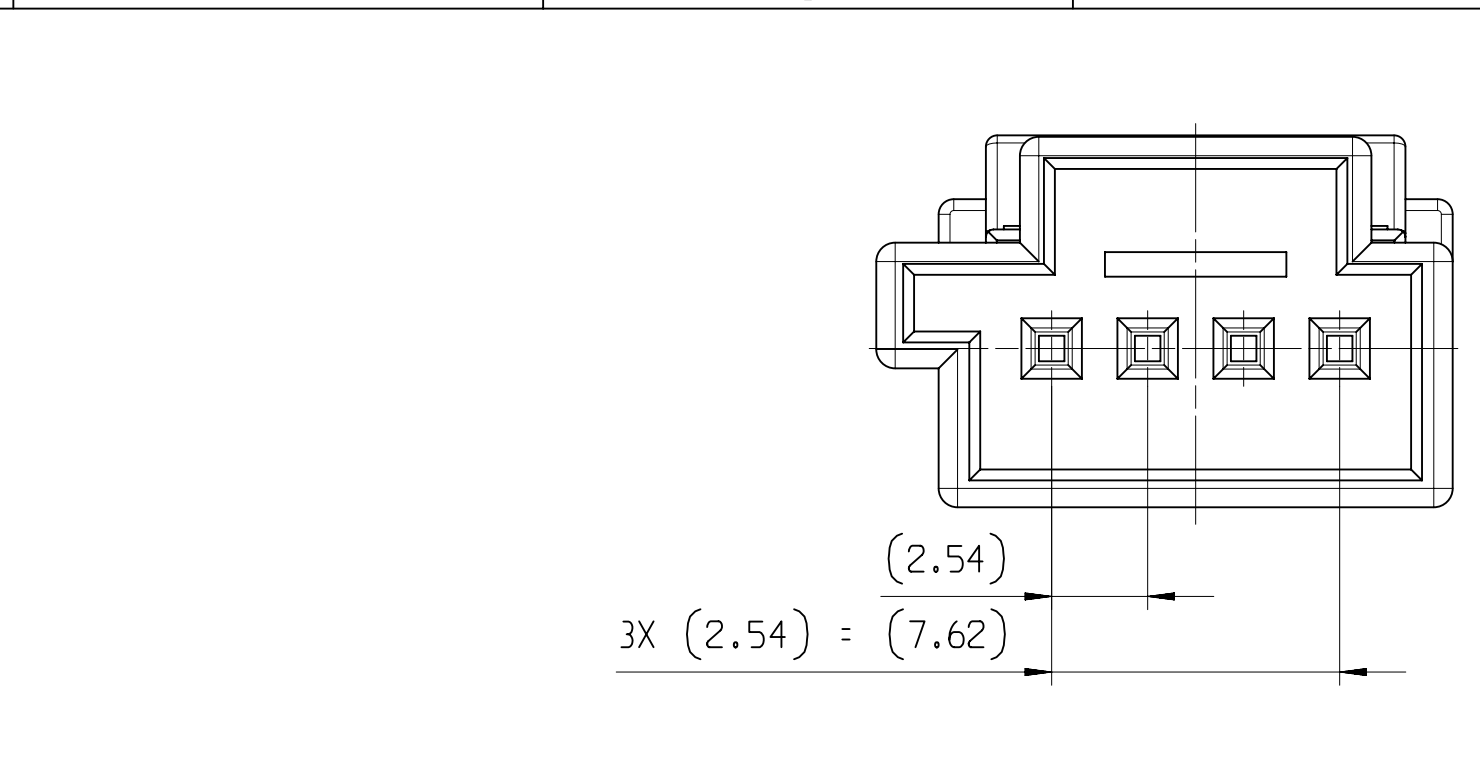
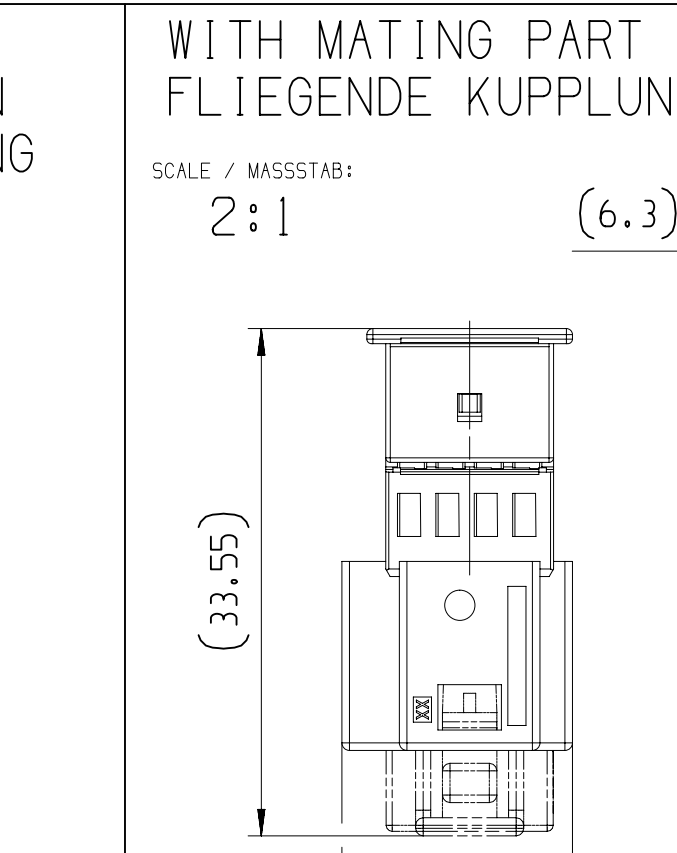
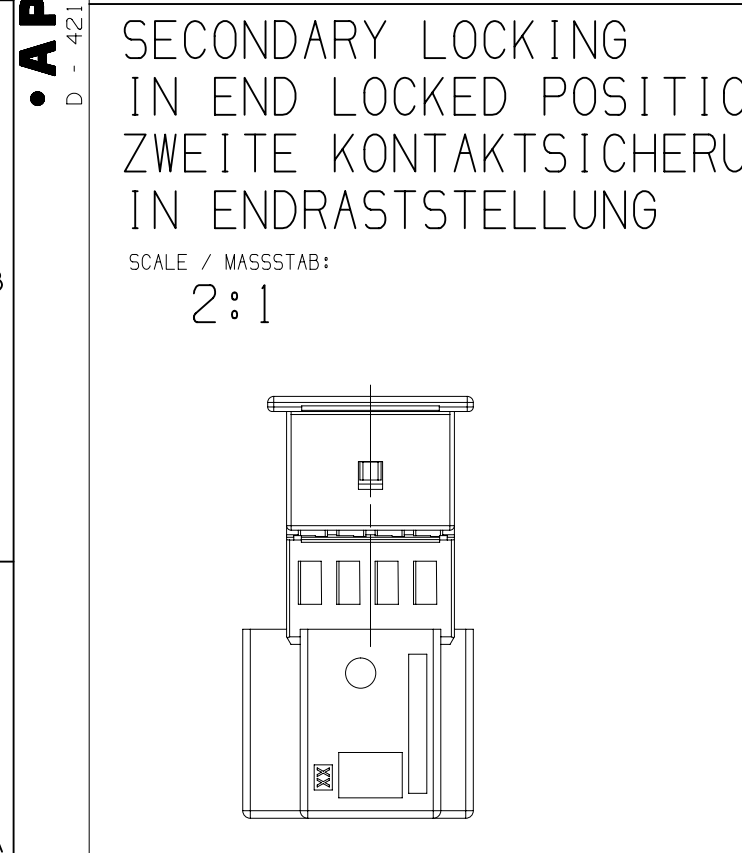
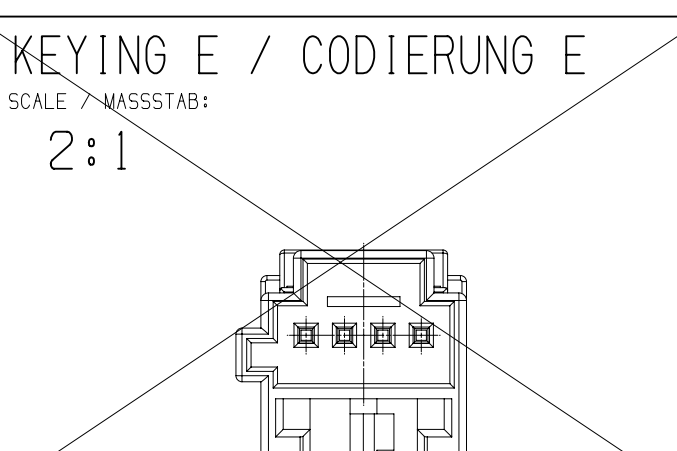
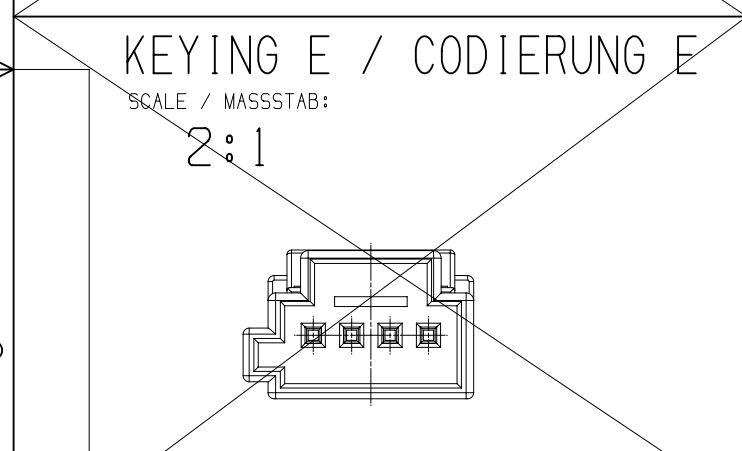
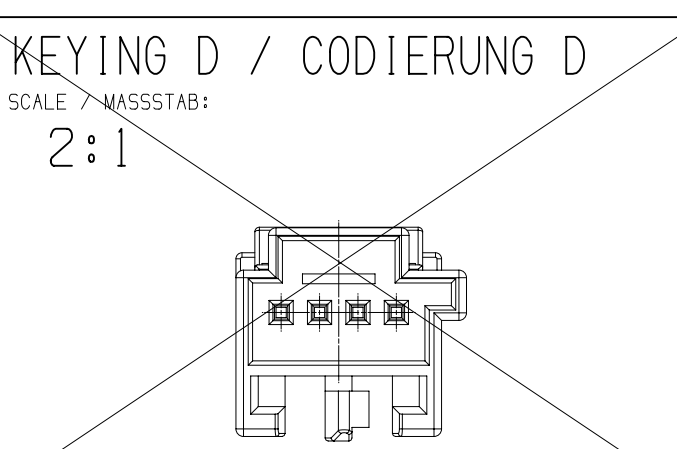
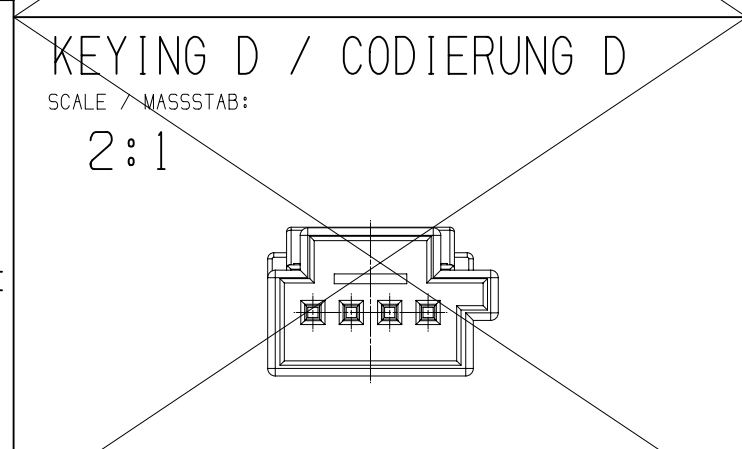
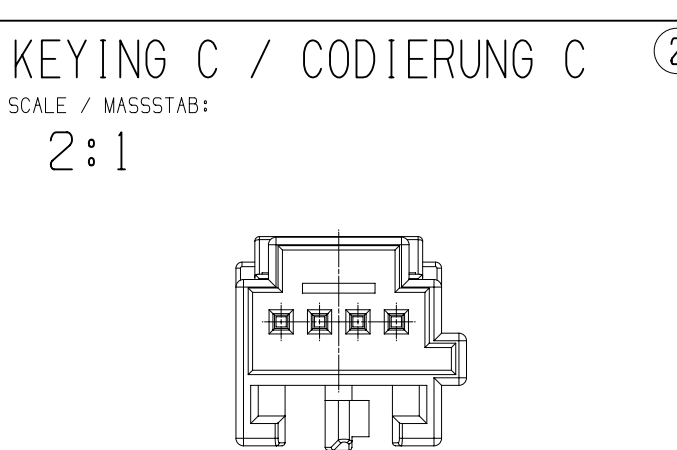
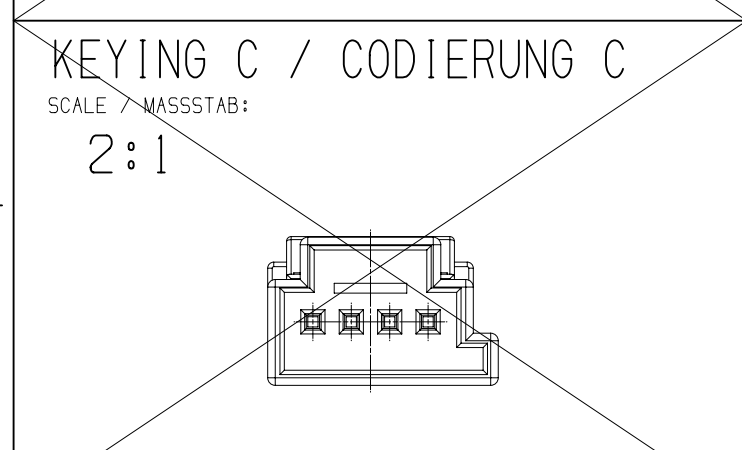
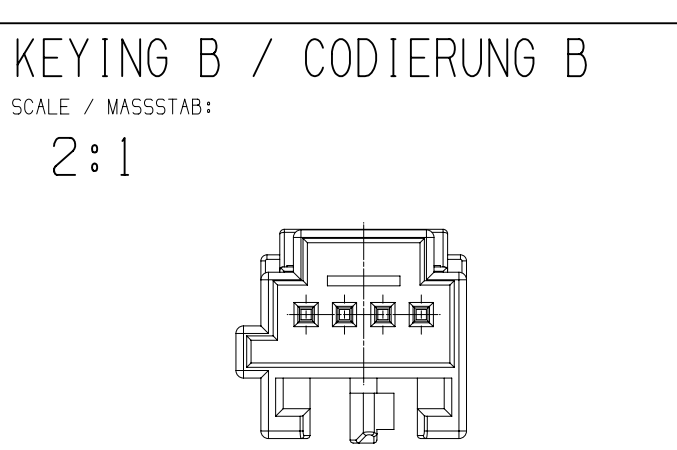
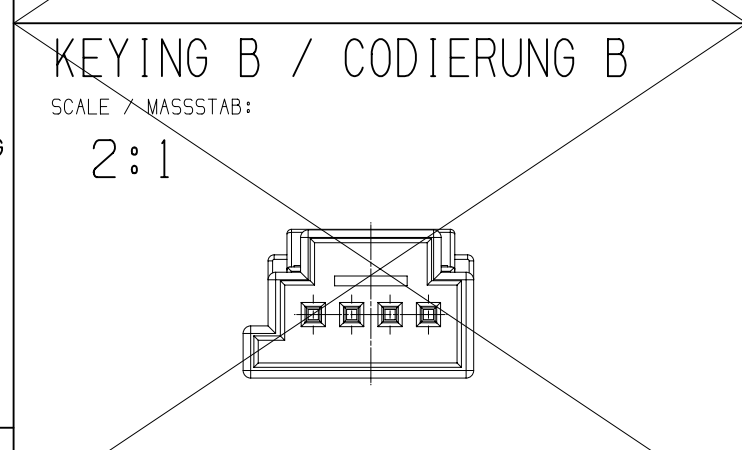
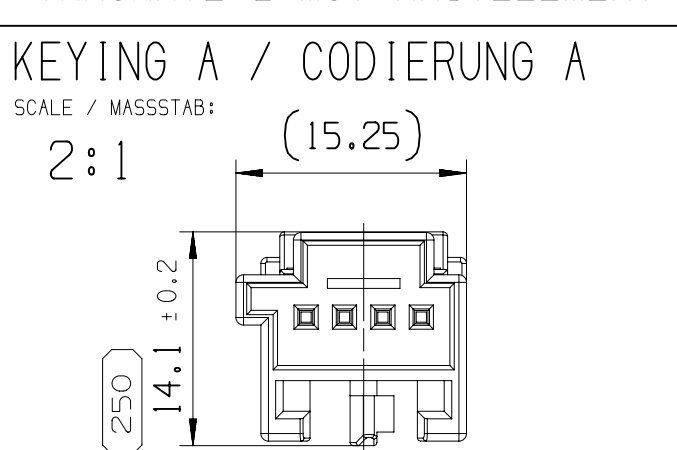
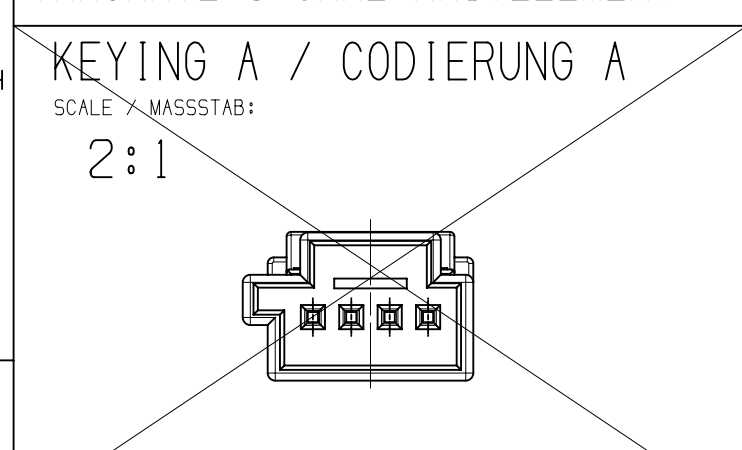


OPTION 1 WITHOUT LOCKING PART
VARIANTE 1 OHNE RASTELEMENT

OPTION 2 WITH LOCKING PART
VARIANTE 2 MIT RASTELEMENT



VAR	COD	PART-NO.:	CAD-PART-REV	DATE DATUM	MATERIAL WERKSTOFF	INDEX	RAL
1	A	PE167999			PBT GF10 BLK	9011	
1	B	PE167900			PBT GF10 NAT		
1	C	PE167901			PBT GF10 BLU	5012	
1	D	PE167902			PBT GF10 VLT	4004	
1	E	PE167903			PBT GF10 GRN	6017	
2	A	13654867	01	18AP08	PBT GF10 BLK	--	9011
2	B	13654868	01	18AP08	PBT GF10 YEL	--	1032
2	C	33120609	01	010C13	PBT GF10 YEL	--	1032
2	D	PE167905			PBT GF10 VLT	4004	
2	E	PE167906			PBT GF10 GRN	6017	

DWG STATUS				REVISION HISTORY				AUTH	DR	APVD 1	APVD 2
DATE	STG	REV	N/P/CHG	ZONE							
18AP08	R	01									
21JAO9	R	01	AA	C5							
13NO13	R	02		65 F11							
11MR19	R	02	AA								

(219) MATERIAL NAME ACCORDING TO VDA 260 /
FORMAT ACCORDING TO DIN 1451; H=0.8 MM
WERKSTOFFKENNZEICHNUNG NACH VDA 260 /
SCHRIFTART NACH DIN 1451; H=0.8 MM

(228) MANUFACTURER MARK A=0.8 MM / RAISED
HERSTELLERZEICHEN A=0.8 MM / ERHABEN

(229) INDEX REPLACEMENT INSERT / SEE CHART
FORMAT ACCORDING TO DIN 1451; H=0.8 MM
WECHSELEINSATZ INDEXSTEMPEL / SIEHE TABELLE
SCHRIFTART NACH DIN 1451; H=0.8 MM

(218) DATE INSERT SIMILAR FIRM OPITZ Ø 3;
HAS TO BE THE MANUFACTURING DATE
DATUMSSTEMPEL AEHNLICH FA. OPITZ Ø 3;
ENTSPRECHEND DEM HERSTELLUNGSDATUM

(253) REPLACEMENT INSERT - BLANK
WECHSELEINSATZ - BLANK

(222) TOOL CAVITY NUMBER / FORMAT
ACCORDING TO DIN 1451; H=0.8 MM
NESTKENNZEICHNUNG / SCHRIFTART
NACH DIN 1451; H=0.8 MM

(221) PART CAVITY NUMBER / FORMAT
ACCORDING TO DIN 1451; H=0.8 MM
KAMMERKENNZEICHNUNG / SCHRIFTART
NACH DIN 1451; H=0.8 MM

REMARKS:

- KEYING A / OPTION 1 DRAWN
- DELIVERY STATUS AS DRAWN
- LETTERS AND ENGRAVINGS RAISED
SIGN PLANE RECESSED
- SPC: STATISTICAL PROCESS CONTROL
- MAXIMUM CABLE CROSS SECTION 0.75 MM²
- MAXIMUM INSULATION CABLE DIAMETER 1.9 MM
- TERMINAL: MICRO TERMINAL SYSTEM 0.64;
- BASIC APPLICATION SEE DWG-NO.: 13580602
- MATING PART:
RECEPTACLE HOUSING 4 WAY DWG-NO.: 13543933

BEWERTUNGEN:

- CODIERUNG A / VARIANTE 1 GEZEICHNET
- ANLIEFERUNGSZUSTAND WIE GEZEICHNET
- SCHRIFTEN UND GRAVUREN ERHABEN
SCHRIFTFLAECHE VERTIEFT
- SPC: STATISTISCHE PROZESS KONTROLLE
- MAX. ZULAESSIGER LEITUNGSQUERSCHNITT 0.75 MM²
- MAX. AUSSENDURCHMESSER ISOLIERUNG 1.9 MM
- KONTAKTSYSTEM: MICRO TERMINAL SYSTEM 0.64;
- STANDARD SYSTEM SIEHE ZCHG-NR.: 13580602
- PASSENDES GEGENSTUECK:
FLACHSTECKHUELSENGEHAUSE 4 POL. ZCHG-NR.: 13543933

KEY PRODUCT CHARACTERISTICS				
SAFETY/COMPLIANCE	FIT/FUNCTION	TOTAL ON DRAWING	0	
S/C CHECKPOINTS	F/F CHECKPOINTS	LAST NO. USED	0	
NO & TYPE	DESCRIPTION	RATIONALE	PTS	ZONE
-	-	-	-	-

A LINE DRAWN THROUGH A PART NUMBER
INDICATES THAT PHYSICAL PARTS ARE NOT
AVAILABLE FOR ORDERING.

PART NUMBERS THAT DO NOT HAVE A LINE PRESENT
INDICATE THAT PHYSICAL PARTS ARE AVAILABLE
FOR ORDERING.

CONTACT APTIV SALES TO ASSURE
AVAILABILITY OF PARTS.

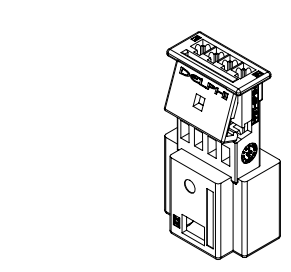
MIT EINER LINE DURCHGESTRICHE
PART-NR. GEKENNZEICHNET, DASS DIESE PART-NR
NICHT BESTELLT WERDEN KANN.

PART-NR DIE KEINE LINE ZEIGEN KENNZEICHNEN
DAS TEILE ZUR BESTELLUNG VERFUEGBAR SIND.

FUER VERFUEGBARKEIT DER PARTS DEN ENKAUF
VON APTIV KONTAKTIEREN.

DIM TO CHECK	DIMENSIONAL RANGE (MM)	CHART	EL
PRUEFMASSE	FROM > 0	> 20	> 30
HILFSMASSE	TO > 20	30	70
		100	150
		200	250
		300	400
THEORETIC DIM		±0.15	±0.2
THEORE. MASSE		±0.3	±0.4
		±0.5	±0.6
		±0.8	±1
		±1.2	

SCALE / MASSSTAB: 1:1



• APTIV •

CONNECTION SYSTEMS
D-42119 WUPPERTAL

COPYRIGHT 2008 APTIV. ALL RIGHTS RESERVED.

THIS DRAWING IS THE PROPERTY OF APTIV AND CONTAINS APTIV
CONFIDENTIAL INFORMATION. THE REPRODUCTION, DISTRIBUTION AND
UTILIZATION OF THIS DOCUMENT OR ITS RELATED CAD MATH DATA, AS WELL
AS COMMUNICATION OF ANY CONTENT TO OTHERS, WITHOUT EXPRESS
AUTHORIZATION, IS PROHIBITED.

DESE ZEICHNUNG IST EIGENTUM DER FIRMA APTIV UND ENTHAELT APTIV
VERTRAULICHE INFORMATIONEN DIE REPRODUKTION, VERTEILUNG UND
NUTZUNG DIESES DOKUMENTES ODER DEREN ZUGEHÖRIGEN CAD DATEN, ODER
AUCH ALS KOMMUNIKATION VON BELIEBIGEN INHALT ZU ANDEREN, IST OHNE
BERECHTIGUNGSPRUEFUNG DURCH DIE APTIV UNZULAESSIG.

DR	DATE
W. TARNAWSKI	13JL07
O. HACKEL	18AP08
M. SIKORA	21MY08

MATERIAL: SEE CHART / SIEHE TABELLE

DRAWING NAME: TAB HOUSING 4 WAY FOR MTS 0.64

FLACHSTECKERGEHAUSE 4 POL. FUER MTS 0.64

DRAWING NUMBER: 13543936

SIZE	SCALE	FRAME NO	SHEET NO	STG	REV	N/P
A1	5:1	1 OF 1	1 OF 1	R	02	AA

• APTIV • D. - 42119 WUPPERTAL

CONTROLLED DOCUMENTS ARE ONLY AVAILABLE ON THE SERVER