



Features

- Surface Mount / Single Turn / Cermet Industrial / Sealed
- Compatible with surface mount manufacturing processes
- Compatible with popular vacuum pick-and-place equipment
- J-hook, gull-wing & pinned configurations

- Side adjust available
- Meets EIA/EIAJ/IPC/VECI SMD standard trimmer designs
- RoHS compliant* - see [processing information](#) on lead free surface mount trimmers
- For trimmer applications/processing guidelines, [click here](#)
- AEC-Q200 Qualified Grade 1

3314 - 4 mm Square Trimpot® Trimming Potentiometer

Electrical Characteristics

Standard Resistance Range 10 ohms to 2 megohms (see standard resistance table)
 Resistance Tolerance ±20 % std. (tighter tolerance available)
 End Resistance 1 % or 2 ohms max. (whichever is greater)
 Contact Resistance Variation 3 % or 3 ohms
 Resolution Infinite
 Insulation Resistance 500 vdc. 100 megohms min.
 Dielectric Strength
 Sea Level..... 500 vac (1 minute)
 Adjustment Angle 210 ° nom.

Environmental Characteristics

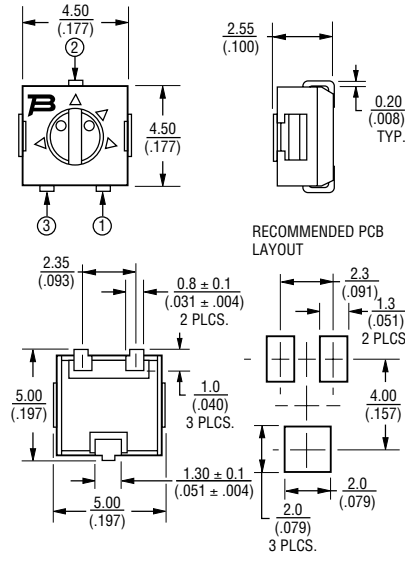
Power Rating (300 volts max. for Style G, J & H; 50 volts max. for Style R)
 70 °C 0.25 watt
 125 °C 0 watt
 Temperature Range ... -55 °C to +125 °C
 Temperature Coefficient ... ±100 ppm/°C
 Seal Test .. 85 °C Fluorinert/60 seconds
 Humidity 90-98 % RH, 10 cycles, 240 hours
 TRS ±2 %; IR 10 megohms
 Vibration 20 G TRS ±1 %; VRS ±1 %
 Shock 100 G TRS ±1 %; VRS ±1 %
 Load Life
 (@ 70 °C Rated Power 1000 Hours)
 TRS ±3 %
 Rotational Life 100 cycles
 TRS ±3 %
 Thermal Shock 5 cycles
 TRS ±2 %; VRS ±1 %

Physical Characteristics

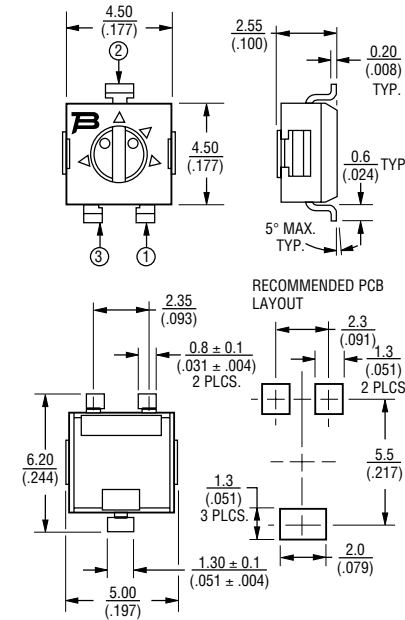
Mechanical Angle 240 ° nom.
 Torque..... 180 g-cm max.
 Stop Strength 300 g-cm min.
 Pushover Strength (S & Z Style)
 1.6 kilograms (3.5 lbs.) min.
 Weight Approximately 0.01 oz.
 Marking..... Manufacturer's code, resistance code and date code
 Wiper 50 % (Actual TR) ±10 %
 Flammability U.L. 94V-0
 Standard Packaging
 J, G and R... 500 pcs./7 " reel (MSL-1)
 S and Z..... 200 pcs./7 " reel (MSL-1)
 H..... 100 pcs./tube
 Adjustment Tool..... H-90

Product Dimensions

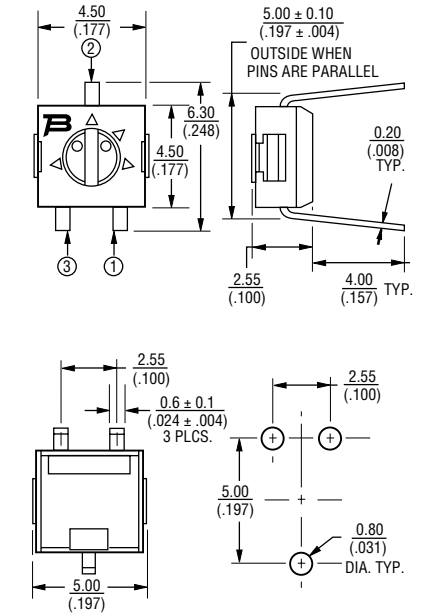
3314J-1



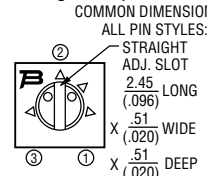
3314G-1



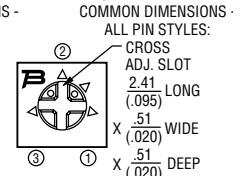
3314H-1



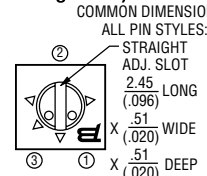
3314J-1, G-1, R-1, H-1 (Bourns Marking, Straight Slot)



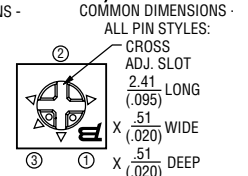
3314J-2, G-2, R-2, H-2 (Bourns Marking, Cross Slot)



3314J-3, G-3, R-3, H-3 (Reverse Marking, Straight Slot)



3314J-4, G-4, R-4, H-4 (Reverse Marking, Cross Slot)



DIMENSIONS: $\frac{\text{MM}}{\text{(INCHES)}}$
 TOLERANCES: ± $\frac{0.30}{(.012)}$ EXCEPT WHERE NOTED



WARNING Cancer and Reproductive Harm - www.P65Warnings.ca.gov

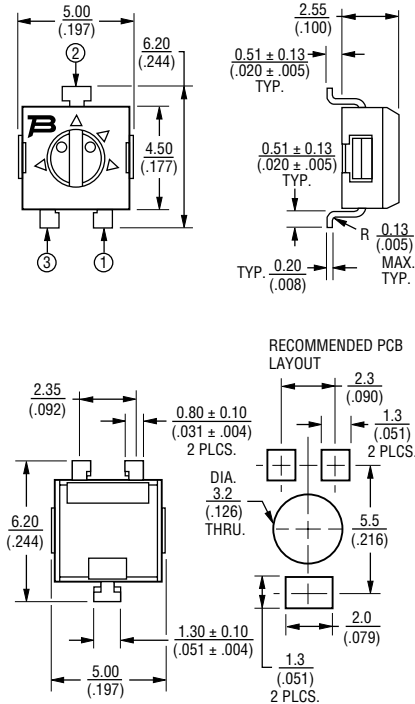
*RoHS Directive 2015/863, Mar. 31, 2015 and Annex
 "Trimpot" is a trademark of Bourns, Inc. †"Fluorinert" is a registered trademark of 3M Co.
 Specifications are subject to change without notice. Users should verify actual device performance in their specific applications.
 The products described herein and this document are subject to specific legal disclaimers as set forth on the last page of this document, and at www.bourns.com/docs/legal/disclaimer.pdf.

3314 - 4 mm Square Trimpot® Trimming Potentiometer

BOURNS®

Product Dimensions

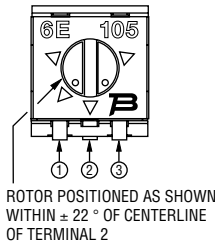
3314R-1



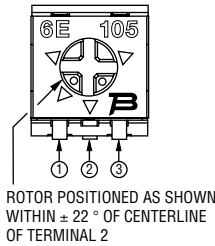
3314R-GM5



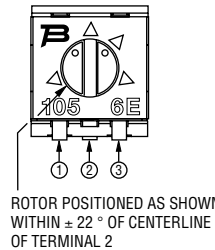
3314S-1 (Bourns Marking, Straight Slot)



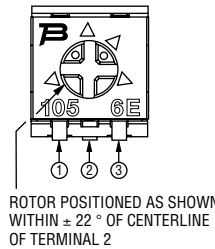
3314S-2 (Bourns Marking, Cross Slot)



3314S-3 (Reverse Marking, Straight Slot)



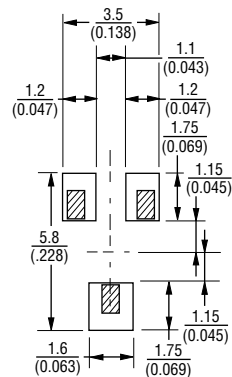
3314S-4 (Reverse Marking, Cross Slot)



3314S Common Dimensions



RECOMMENDED PCB LAYOUT



DIMENSIONS: $\frac{\text{MM}}{\text{(INCHES)}}$
 TOLERANCES: ± $\frac{0.30}{(.012)}$ EXCEPT WHERE NOTED

Specifications are subject to change without notice. Users should verify actual device performance in their specific applications. The products described herein and this document are subject to specific legal disclaimers as set forth on the last page of this document, and at www.bourns.com/docs/legal/disclaimer.pdf.

3314 - 4 mm Square Trimpot® Trimming Potentiometer

BOURNS®

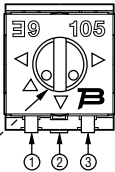
Product Dimensions

3314Z-1-(RC) E
(Cross Slot)




ROTOR POSITIONED AS SHOWN WITHIN ± 22° OF CENTERLINE OF TERMINAL 2

3314Z-GA4-(RC) E
(Straight Slot)



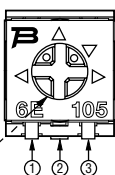
ROTOR POSITIONED AS SHOWN WITHIN ± 22° OF CENTERLINE OF TERMINAL 2

3314Z-3
(Reverse Marking, Straight Slot)



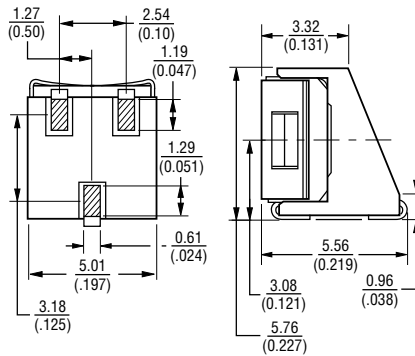
ROTOR POSITIONED AS SHOWN WITHIN ± 22° OF CENTERLINE OF TERMINAL 2

3314Z-4-(RC) E
(Reverse Marking, Cross Slot)

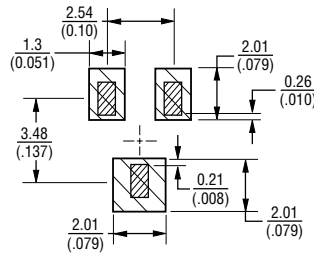


ROTOR POSITIONED AS SHOWN WITHIN ± 22° OF CENTERLINE OF TERMINAL 2

3314Z
Common Dimensions



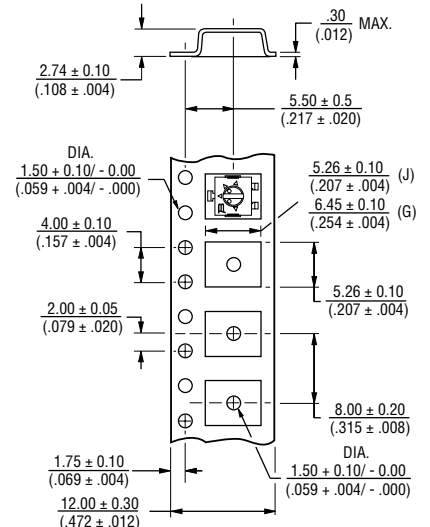
RECOMMENDED PCB LAYOUT



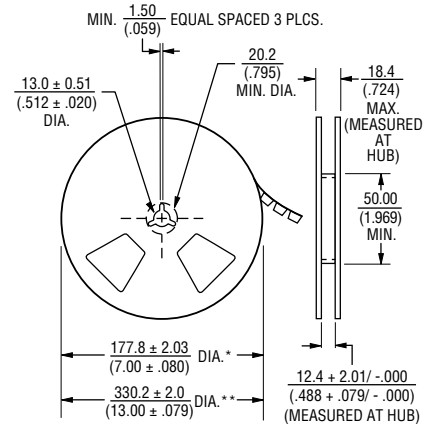
Packaging Specifications

(J, G Styles)

TAPE



REEL



* Embossed Tape Designator "E"

** Embossed Tape Designator "G"

(See How To Order chart for further information.)

Meets EIA specification 481.

DIMENSIONS:	MM (INCHES)
TOLERANCES:	± 0.30 (.012) EXCEPT WHERE NOTED

Specifications are subject to change without notice.

Users should verify actual device performance in their specific applications.

The products described herein and this document are subject to specific legal disclaimers as set forth on the last page of this document, and at www.bourns.com/docs/legal/disclaimer.pdf.

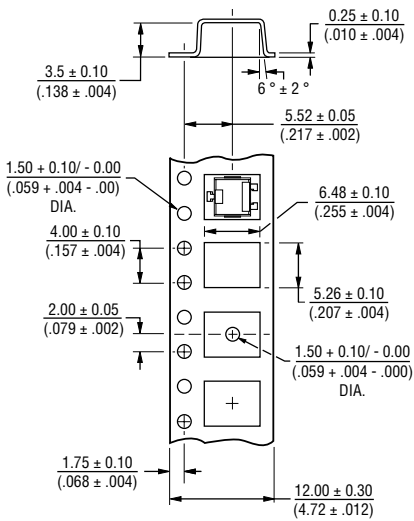
3314 - 4 mm Square Trimpot® Trimming Potentiometer

BOURNS®

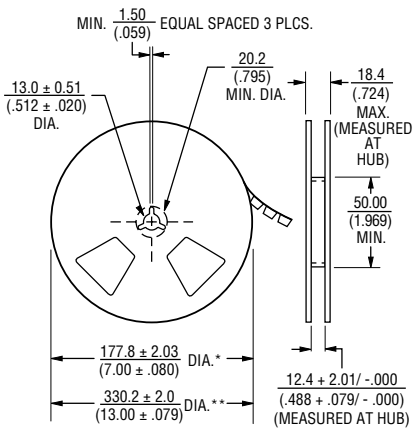
Packaging Specifications

(R Style)

TAPE



REEL



* Embossed Tape Designator "E"
 ** Embossed Tape Designator "G"
 (See How To Order chart for further information.)

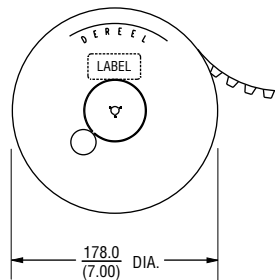
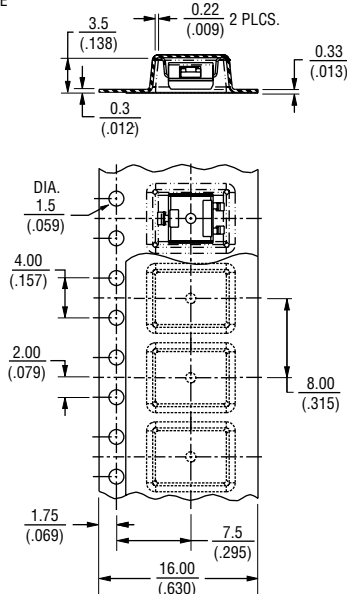
Meets EIA specification 481.

DIMENSIONS: $\frac{\text{MM}}{\text{(INCHES)}}$

TOLERANCES: $\pm \frac{0.30}{(.012)}$ EXCEPT WHERE NOTED

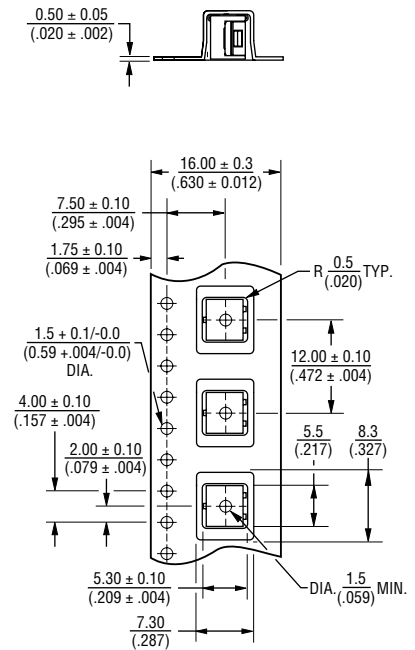
(R-GM5 Style)

TAPE

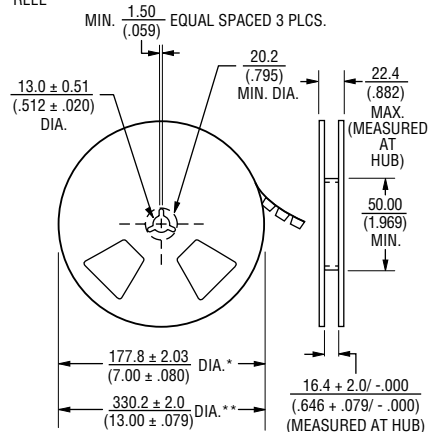


(S Style)

TAPE



REEL



* Embossed Tape Designator "E"
 ** Embossed Tape Designator "G"
 (See How To Order chart for further information.)

Meets EIA specification 481.

Specifications are subject to change without notice.

Users should verify actual device performance in their specific applications.

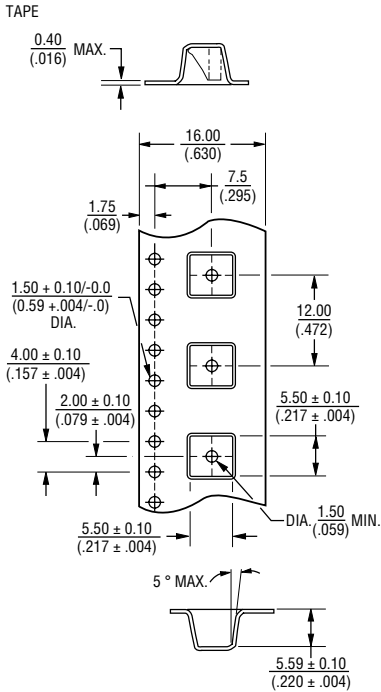
The products described herein and this document are subject to specific legal disclaimers as set forth on the last page of this document, and at www.bourns.com/docs/legal/disclaimer.pdf.

3314 - 4 mm Square Trimpot® Trimming Potentiometer

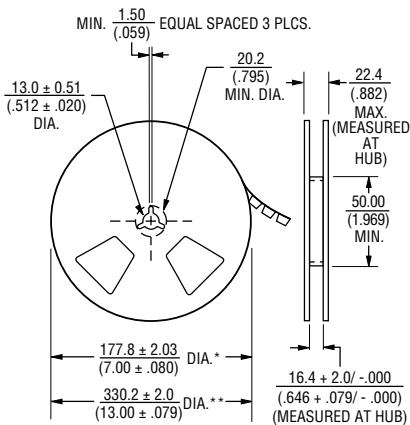
BOURNS®

Packaging Specifications

(Z Style)



REEL



* Embossed Tape Designator "E"
 ** Embossed Tape Designator "G"
 (See How To Order chart for further information.)

Meets EIA specification 481.

DIMENSIONS: $\frac{\text{MM}}{\text{(INCHES)}}$

TOLERANCES: $\pm \frac{0.30}{(.012)}$ EXCEPT WHERE NOTED

How To Order

3314 J - 1 - 502 E

Model _____
 Style _____
 Standard or Modified Product Indicator (Styles J, G, H & S) _____
 -1 = Single Slot
 -2 = Cross Slot
 -3 = Single Slot w/Reverse Marking
 -4 = Cross Slot w/Reverse Marking
 Product Indicator (Style R only)
 -GM5 = Cross Slot w/Extended Lead Frame
 -1 = Single Slot
 -2 = Cross Slot
 -3 = Single Slot w/Reverse Marking
 -4 = Cross Slot w/Reverse Marking
 Product Indicator (Style Z only)
 -GA4 = Single Slot
 -1 = Cross Slot
 -3 = Single Slot w/Reverse Marking
 -4 = Cross Slot w/Reverse Marking
 Resistance Code _____
 Embossed Tape Designator (MSL-1)**
 E = Styles J, G and R: 500 pcs./7 " reel
 Styles S and Z: 200 pcs./7 " reel
 G = Styles J and G: 3000 pcs./13 " reel
 Style R: 2500 pcs./13 " reel
 Styles S and Z: 1000 pcs./13 " reel
 **Style H is available in tube packaging only.

Tape and reel material meets Antistatic ANSI/ESD 5541-2003 packaging standards.

Standard Resistance Table

Resistance (Ohms)	Resistance Code
10	100
20	200
50	500
100	101
200	201
500	501
1,000	102
2,000	202
5,000	502
10,000	103
20,000	203
50,000	503
100,000	104
200,000	204
250,000	254
500,000	504
1,000,000	105
2,000,000	205

Popular distribution values listed in boldface.
 Special resistances available.

BOURNS®

Asia-Pacific: Tel: +886-2 2562-4117 • Email: asiacus@bourns.com

Europe: Tel: +36 88 885 877 • Email: eurocus@bourns.com

The Americas: Tel: +1-951 781-5500 • Email: americus@bourns.com

www.bourns.com

REV. 08/28/19

Specifications are subject to change without notice.

Users should verify actual device performance in their specific applications.

The products described herein and this document are subject to specific legal disclaimers as set forth on the last page of this document, and at www.bourns.com/docs/legal/disclaimer.pdf.