

Features

- Miniature package for design flexibility
- Long operating life
- Conductive plastic element
- Bushing or PC board mount
- Quadrature output
- RoHS compliant*

3315 - 9 mm Square Sealed Incremental Encoder

Electrical Characteristics

Output.....	2-bit quadrature code, Channel A leads Channel B electrically turning clockwise (CW)
Closed Circuit Resistance	5 ohms maximum
Contact Rating.....	TTL compatible loads
Insulation Resistance (500 VDC).....	1,000 megohms minimum
Dielectric Withstanding Voltage	
Sea Level	900 VAC minimum
Electrical Travel.....	Continuous
Contact Bounce.....	5 milliseconds maximum
RPM (Operating).....	120 maximum

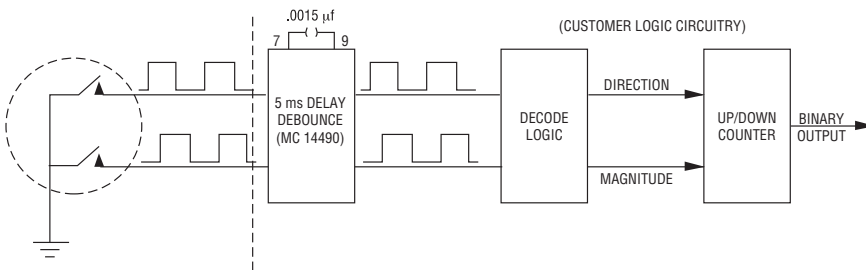
Environmental Characteristics

Operating Temperature Range.....	-40 °C to +125 °C (-40 °F to +257 °F)
Storage Temperature Range.....	-55 °C to +125 °C (-67 °F to +257 °F)
Humidity	MIL-STD-202, Method 103B, Condition B
Vibration	30 G
Contact Bounce.....	5.0 millisecond maximum
Shock	100 G
Contact Bounce.....	5.0 millisecond maximum
Rotational Life	100,000 cycles @ 6 PPR 25,000 cycles @ 16 PPR
IP Rating.....	IP 67

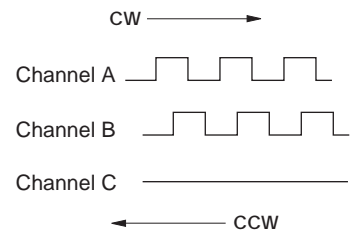
Mechanical Characteristics

Mechanical Angle	360 ° Continuous
Running Torque	3.53 N-cm (5 oz.-in.) maximum
Mounting Torque	
Plastic Bushing.....	45.19 N-cm (4.0 lb.-in.) maximum
Metal Bushing.....	79 N-cm (7.0 lb.-in.) maximum
Weight	4.5 gm (0.15 oz.)
Terminals	Solderable pins
Soldering Condition	
Manual Soldering	96.5Sn/3.0Ag/0.5Cu solid wire or no-clean rosin cored wire; 370 °C (700 °F) max. for 3 seconds
Wave Soldering	96.5Sn/3.0Ag/0.5Cu solder with no-clean flux; 260 °C (500 °F) max. for 5 seconds
Wash Processes	For recommended wash processes, please refer to http://www.bourns.com/pdfs/sldclen.pdf
Marking.....	Manufacturer's trademark, part number, and date code
Hardware.....	One lockwasher and one mounting nut are shipped with each encoder, except where noted in the part number.

Suggested Incremental Control Diagram



Quadrature Output Table



WARNING Cancer and Reproductive Harm - www.P65Warnings.ca.gov

*RoHS Directive 2015/863, Mar 31, 2015 and Annex.

Specifications are subject to change without notice.

Users should verify actual device performance in their specific applications.

The products described herein and this document are subject to specific legal disclaimers as set forth on the last page of this document, and at www.bourns.com/docs/legal/disclaimer.pdf.

3315 - 9 mm Square Sealed Incremental Encoder

BOURNS®

How to Order

3315 Y - 0 0 1 - 006 L

Model Number Designator _____	_____	_____	_____	_____	_____	_____
3315 = 9 mm Encoder						
Terminal Style Designator _____	_____	_____	_____	_____	_____	_____
C = In-line Straight Terminals Side Exit						
R = In-line Terminals Rear Exit						
P = 5.08 mm x 2.54 mm Triangular Pattern Rear Exit						
Y = 5.08 mm x 5.08 mm Triangular Pattern Rear Exit						
Shaft End Designator _____	_____	_____	_____	_____	_____	_____
0 = Shaft End Slotted						
1 = Shaft End Flatted						
Shaft Length Designator _____	_____	_____	_____	_____	_____	_____
0 = 12.7 mm FMS Long Plastic Shaft (Available w/bushing only)						
1 = 19.05 mm FMS Long Plastic Shaft (Available w/bushing only)						
2 = 5.59 mm FMS (Bushingless version only)						
Bushing Designator _____	_____	_____	_____	_____	_____	_____
1 = 6.35 mm x 6.35 mm Plastic						
2 = 6.35 mm x 6.35 mm Ni Plated Brass						
5 = Bushingless (Board Level)						
Pulses per Revolution Code _____	_____	_____	_____	_____	_____	_____
006 = 6 PPR						
016 = 16 PPR						
RoHS Identifier _____	_____	_____	_____	_____	_____	_____
L = Compliant						

Specifications are subject to change without notice.

Users should verify actual device performance in their specific applications.

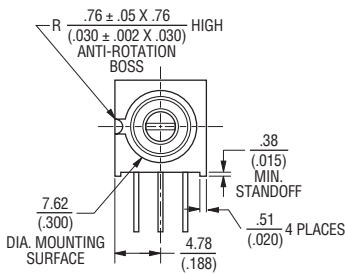
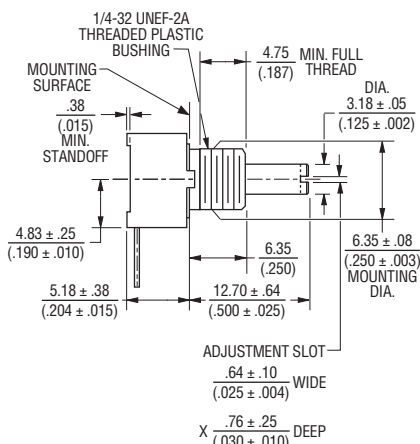
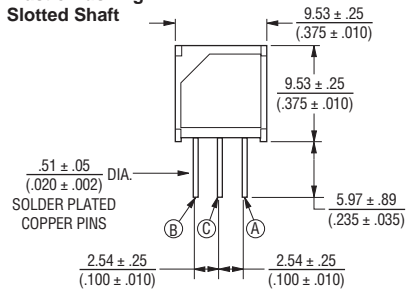
The products described herein and this document are subject to specific legal disclaimers as set forth on the last page of this document, and at www.bourns.com/docs/legal/disclaimer.pdf.

3315 - 9 mm Square Sealed Incremental Encoder

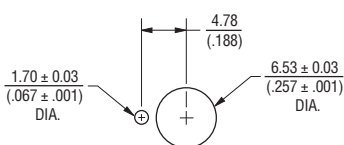
BOURNS®

Product Dimensions

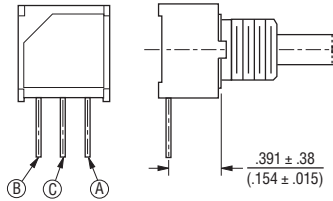
COMMON DIMENSIONS 3315-001 Plastic Bushing Slotted Shaft



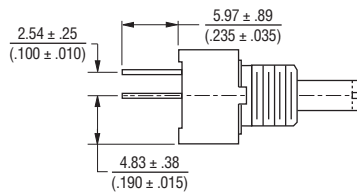
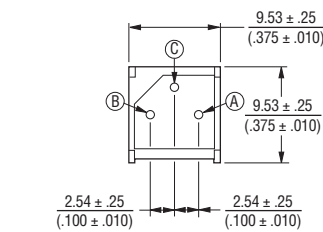
MOUNTING HOLE PATTERN



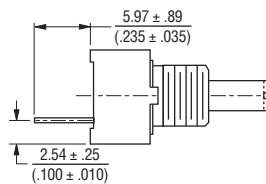
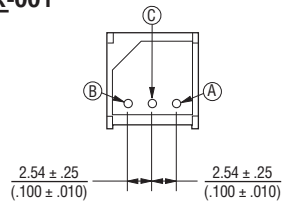
3315C-001



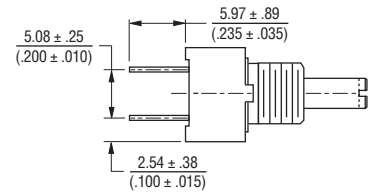
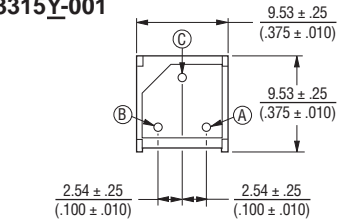
3315P-001



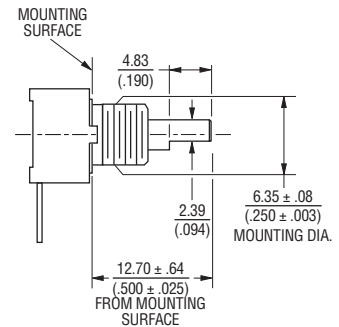
3315R-001



3315Y-001



COMMON DIMENSIONS 3315C-101 Plastic Flatted Shaft



DIMENSIONS: $\frac{\text{MM}}{\text{(INCHES)}}$

Specifications are subject to change without notice.

Users should verify actual device performance in their specific applications.

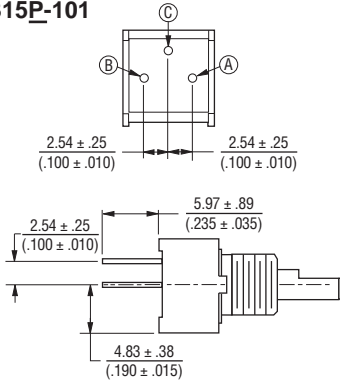
The products described herein and this document are subject to specific legal disclaimers as set forth on the last page of this document, and at www.bourns.com/docs/legal/disclaimer.pdf.

3315 - 9 mm Square Sealed Incremental Encoder

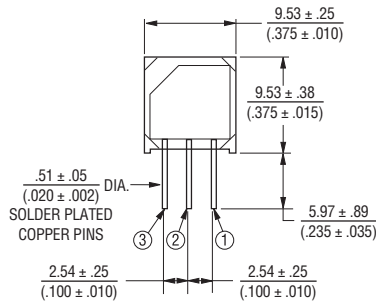
BOURNS®

Product Dimensions

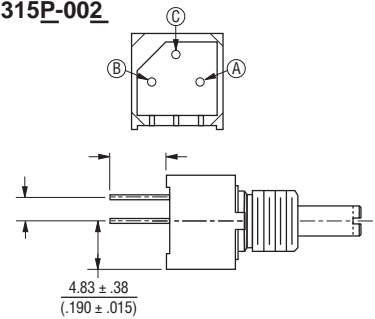
3315P-101



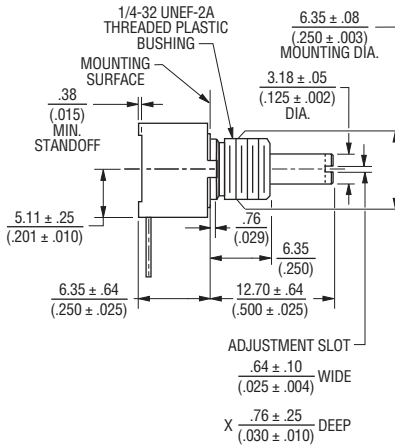
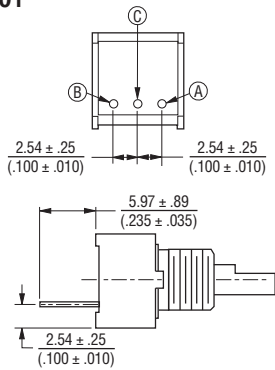
COMMON DIMENSIONS 3315-002 Metal Bushing



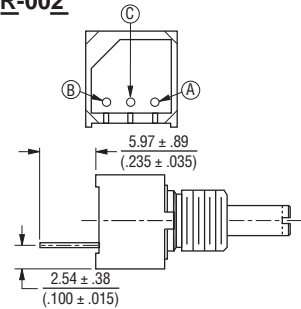
3315P-002



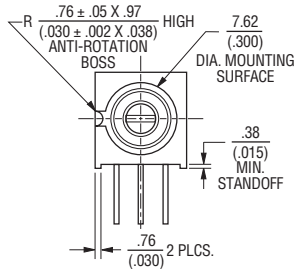
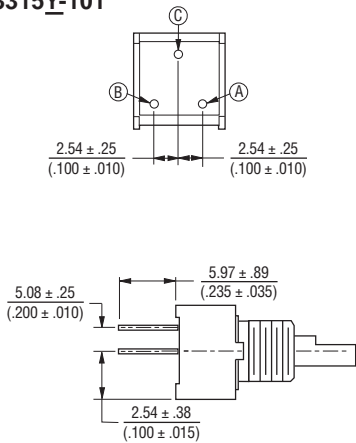
3315R-101



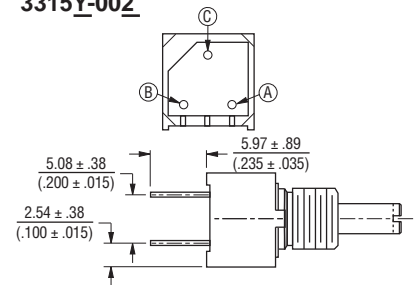
3315R-002



3315Y-101

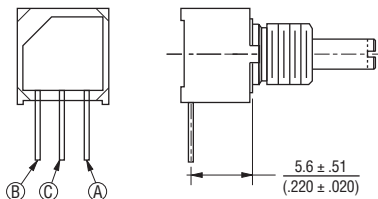


3315Y-002



DIMENSIONS: $\frac{\text{MM}}{\text{INCHES}}$

3315C-002



Specifications are subject to change without notice.

Users should verify actual device performance in their specific applications.

The products described herein and this document are subject to specific legal disclaimers as set forth on the last page of this document, and at www.bourns.com/docs/legal/disclaimer.pdf.

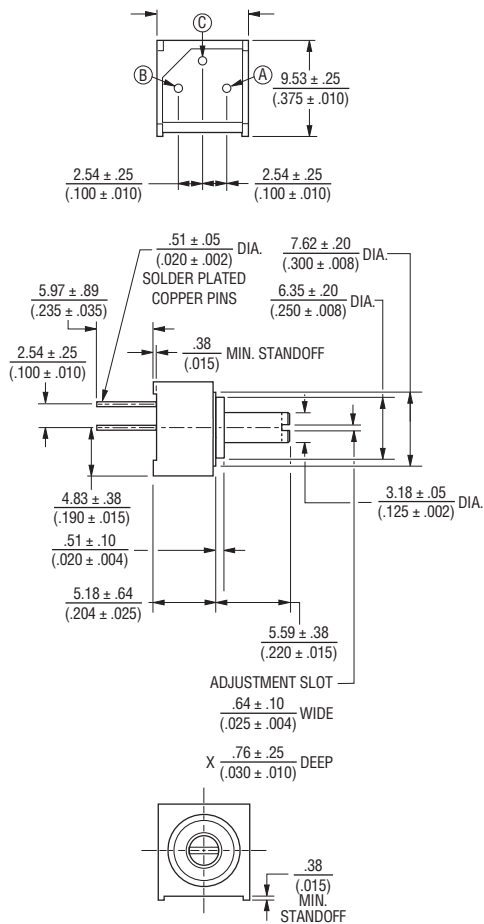
3315 - 9 mm Square Sealed Incremental Encoder

BOURNS®

Product Dimensions

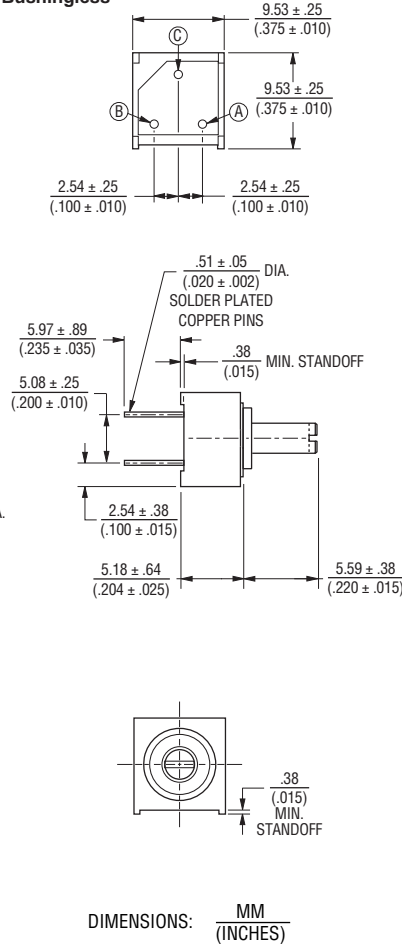
3315P-025

Bushingless



3315Y-025

Bushingless



BOURNS®

Asia-Pacific:

Tel: +886-2 2562-4117 • Email: asiacus@bourns.com

Europe:

Tel: +36 88 885 877 • Email: eurocus@bourns.com

The Americas:

Tel: +1-951 781-5500 • Email: americus@bourns.com

www.bourns.com

REV. 09/19

Specifications are subject to change without notice.

Users should verify actual device performance in their specific applications.

The products described herein and this document are subject to specific legal disclaimers as set forth on the last page of this document, and at www.bourns.com/docs/legal/disclaimer.pdf.