

NOTES:

REFERENCE STANDARD IEC60169-11

I. ELECTRICAL PERFORMANCE -

NOMINAL IMPEDANCE : 50 Ω  
 FREQUENCY RANGE : DC-3.0 GHz  
 VSWR : 1.100 MAX.  
 PIM : -160dBc MAX.(2x43dBm)  
 INSERTION LOSS : 0.010 dB MAX.  
 INSULATION RESISTANCE : 5000 MΩ MIN.  
 D.W.V : 3000 VRMS  
 CONDUCTOR RESISTANCE : OUTER CONDUCTOR 0.5 mΩ MAX.  
 INNER CONDUCTOR 1.0 mΩ MAX.

II. MECHANICAL PERFORMANCE -

(NUT) TORQUE : 10-12 N.m  
 (NUT) WHORL PULL : 500 N  
 TENSILE FORCE(CABLE-CONNECTOR) : 500 N  
 TORSION(CABLE-CONNECTOR) : 5 N-m

III. MATERIAL AND PLATING -

INNER CONDUCTOR : SPRING COPPER ALLOY, PLATING = Ag (5µm MIN.)  
 OUTER CONDUCTOR : BRASS, PLATING = COPPER-TIN-ZINC (2µm MIN.)  
 NUT : BRASS, PLATING = NI (5µm MIN.)  
 GASKET : SILICONE RUBBER  
 INSULATOR : TPX

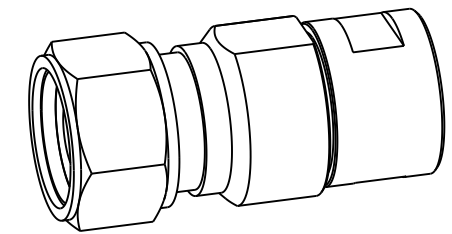
IV. ENVIRONMENTAL -

TEMP. RANGE : -40°C TO +85°C  
 WEATHER STANDARD : IEC 60068 40/ 085/ 21  
 THERMAL SHOCK : IEC 60068-2-14-NA  
 VIBRATION : IEC 60068-2-6-FC  
 SHOCK : IEC 60068-2-27  
 WATERPROOFING STANDARD : IP68

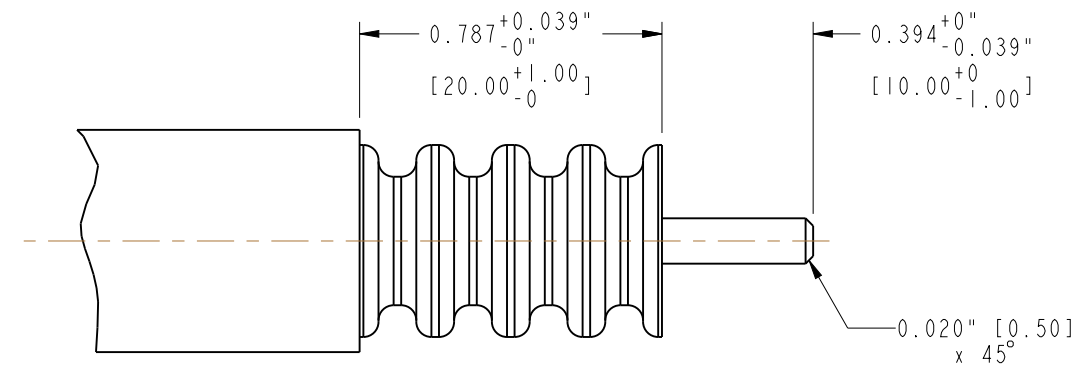
V. ASSEMBLY : INNER AND OUTER CONDUCTOR INSTALLED

VI. ROHS COMPLIANT

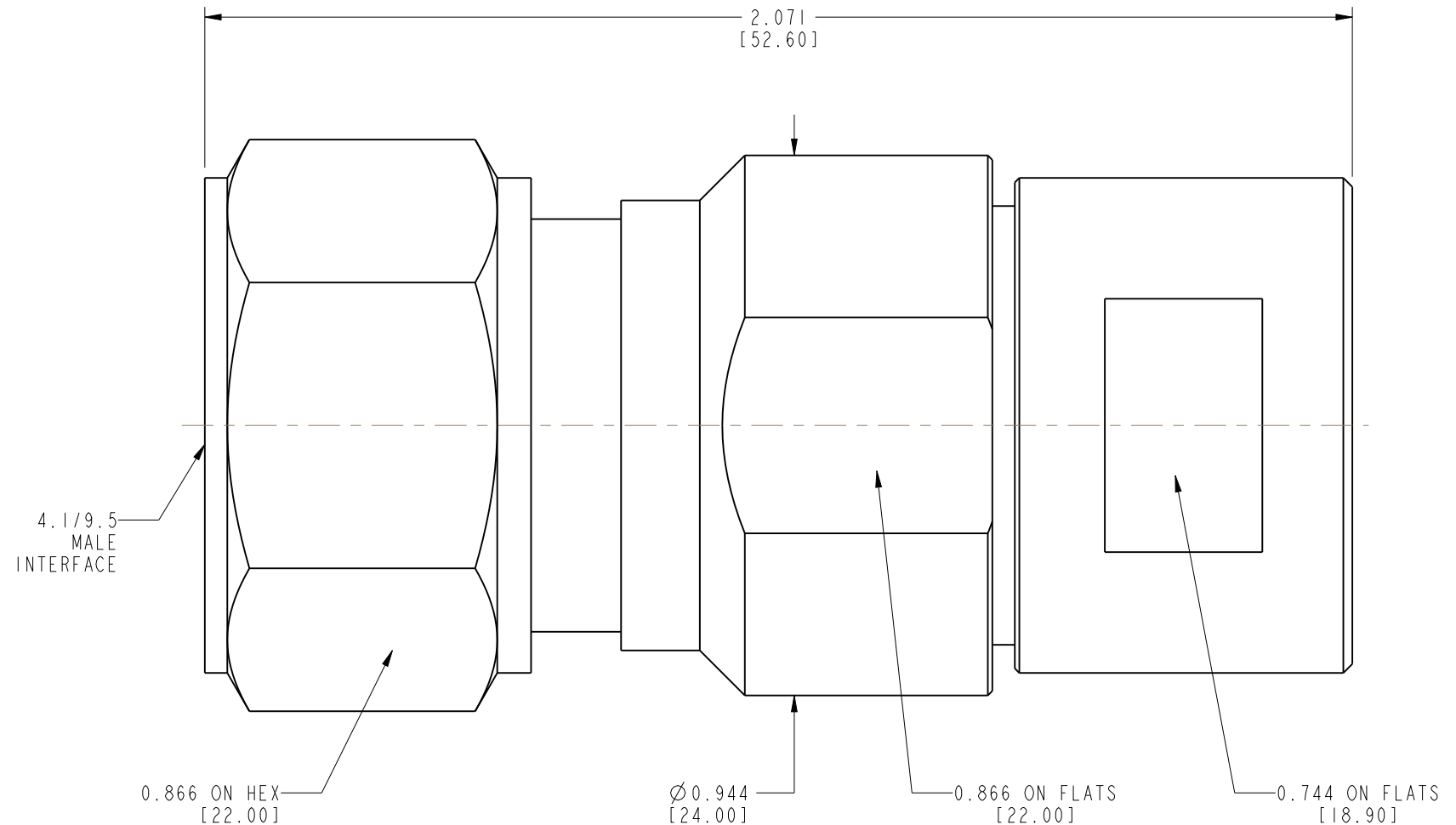
332120	REVISIONS				
DRAWING NO.	REV	DESCRIPTION	DATE	ECO	APPR
THIRD ANGLE PROJ.	A	RELEASE TO MFG.	13-Dec-13	--	AAP/BG



SCALE 1.000



**RECOMMENDED CABLE STRIPPING DIMENSIONS**



**CUSTOMER OUTLINE DRAWING**  
 ALL OTHER SHEETS ARE FOR INTERNAL USE ONLY

UNLESS OTHERWISE SPECIFIED, DIMENSIONS ARE IN INCHES AND TOLERANCES ARE: 2 PLACE DECIMAL ±.015 (0,381 mm) 3 PLACE DECIMAL ±.005 (0,127 mm) ANGLES ± 1°	MATERIAL	DRAWN	DATE	TITLE	Amphenol Connex	
	SEE NOTES	A ARUN PRABU	04-Oct-13			4.1/9.5 MALE FOR 1/2" HELICAL CABLE
NOTICE - These drawings, specifications, or other data (1) are, and remain the property of Amphenol Corp. (2) must be returned upon request; and (3) are confidential and not to be disclosed to any person other than those to whom they are given by Amphenol Corp. The furnishing of these drawings, specifications, or other data by Amphenol Corp., or to any other person to anyone for any purpose is not to be regarded by implication or otherwise in any manner licensing, granting rights or permitting such holder or any other person to manufacture, use or sell any product, process or design, patented or otherwise, that may in any way be related to or disclosed by said drawings, specifications, or other data.	REFERENCE	ENGINEER	DATE	SCALE: 3.5:1	SHEET 1 OF 1	
		A ARUN PRABU	04-Oct-13			
			APPROVED	DATE	DWG SIZE	DRAWING NO.
		B.C. GLEISSNER	13-Dec-13	B	332120	A
		CAD FILE				