

Features

- Conductive plastic
- Linear tapers
- Audio tapers available
- PC board and bushing mount
- Plastic bushing and plastic shaft
- Withstands typical industrial washing processes

- RoHS compliant* version available

3360 - 6 mm Square Sealed Panel Control

Electrical Characteristics

Standard Resistance Range
 Linear 1K ohms to 1 megohm
 Total Resistance Tolerance
 Linear Tapers ±20 %
 Independent Linearity ±5 %
 Absolute Minimum Resistance
 2 % or 2 ohms max.
 (whichever is greater)
 Effective Electrical Angle .. 240 ° nominal
 Contact Resistance Variation
 1 % or 3 ohms max.
 (whichever is greater)
 Dielectric Withstanding Voltage
 (MIL-STD-202 – Method 301)
 Sea Level 900 VAC minimum
 70,000 Feet 350 VAC minimum
 Insulation Resistance
 1,000 megohms minimum
 Power Rating @ 70 °C
 (Derate to 0 at 125 °C
 Voltage Limited By Power Dissipation
 or 200 VAC, Whichever is Less)
25 watts
 Audio Tapers 0.125 watts
 Theoretical Resolution
 Essentially infinite

Environmental Characteristics

Operating Temperature Range
 +1 °C to +125 °C
 Storage Temperature Range
 -55 °C to +125 °C
 Temperature Coefficient
 Over Storage Temperature Range
 ±1,000 ppm/°C
 Vibration 30 G
 Total Resistance Shift.... ±2 % maximum
 Voltage Ratio Shift.... ±2 % maximum
 Shock..... 100 G
 Total Resistance Shift ... ±2 % maximum
 Voltage Ratio Shift..... ±2 % maximum
 Load Life..... 1,000 Hours
 Total Resistance Shift
 ±10 % TRS maximum
 Rotational Life (No Load) .. 50,000 Cycles
 Total Resistance Shift
 ±5 % TRS maximum
 Contact Resistance Variation
 3 % or 3 ohms,
 whichever is greater
 Moisture Resistance MIL-STD-202,
 Method 103, Condition B
 Total Resistance Shift
 ±10 % TRS maximum
 IP Rating..... IP 67

Physical Characteristics

Stop Strength..... 5.65 N-cm (8 oz.-in.)
 Mechanical Angle 310 ° nominal
 Torque
 Starting
 3.53 N-cm (5.0 oz.-in.) maximum
 Running
 3.53 N-cm (5.0 oz.-in.) maximum
 Mounting (Torque on Bushing)
 17 N-cm (1.5 lb.-in.) maximum
 [plastic bushing]
 Weight 4.5 grams
 Terminals Solderable pins
 Soldering Condition
 5 seconds at 260 °C maximum.
 Recommended hand soldering
 using Sn95/Ag5 no clean solder,
 0.025 wire diameter.
 Marking..... Manufacturer's trademark,
 model number, product code,
 terminal style, resistance code
 and date code
 Flammability Conforms to UL94V-0
 Epoxy..... Conforms to UL94V-1
 Hardware (purchased separately)
 Nut..... H-38-1
 Washer H-37-5
 MSL 1
 ESD Classification (HBM)..... 2

Standard Resistance Table

Resistance (Ohms)	Resistance Code
1,000	102
2,000	202
5,000	502
10,000	103
20,000	203
50,000	503
100,000	104
200,000	204
500,000	504
1,000,000	105

Popular distribution resistance values listed in boldface. Special resistances available.

How To Order

3360 Y - 1 - 103 LF

Model _____

Terminal Style Designator _____

Single Cup: _____

C = In-line Straight
 Terminals Side Exit
 P = 5.08 mm x 2.54 mm
 Triangular Pattern
 Rear Exit
 Y = 5.08 mm x 5.08 mm
 Triangular Pattern
 Rear Exit

Bushing Designator _____

1 = Standard

Resistance Code _____

Terminations _____

LF = 100 % Tin-plated (RoHS compliant)
 Blank = 90 % Tin / 10 % Lead-plated
 (Standard)



WARNING Cancer and Reproductive Harm - www.P65Warnings.ca.gov

*RoHS Directive 2015/863, Mar 31, 2015 and Annex. Specifications are subject to change without notice.

Users should verify actual device performance in their specific applications.

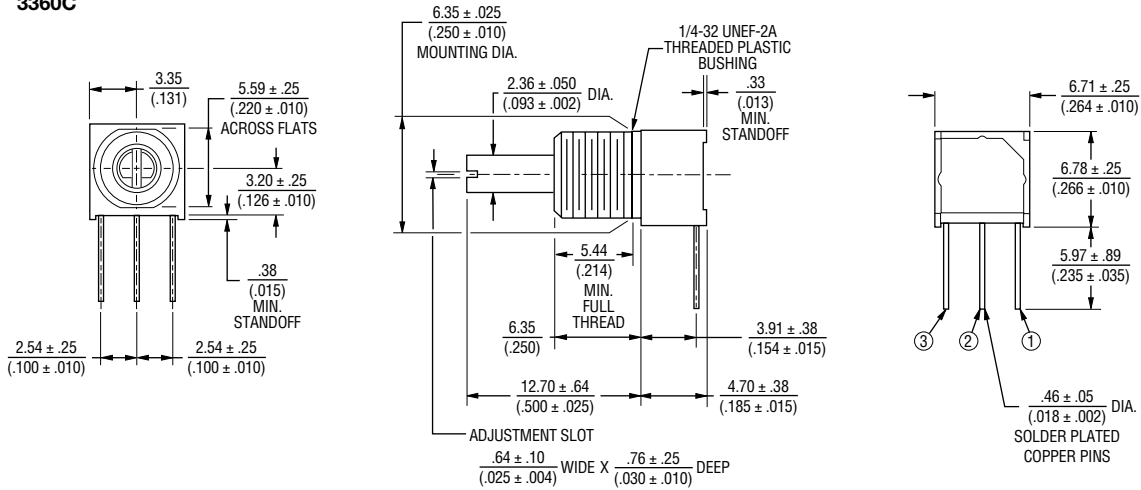
The products described herein and this document are subject to specific legal disclaimers as set forth on the last page of this document, and at www.bourns.com/docs/legal/disclaimer.pdf.

3360 - 6 mm Square Sealed Panel Control

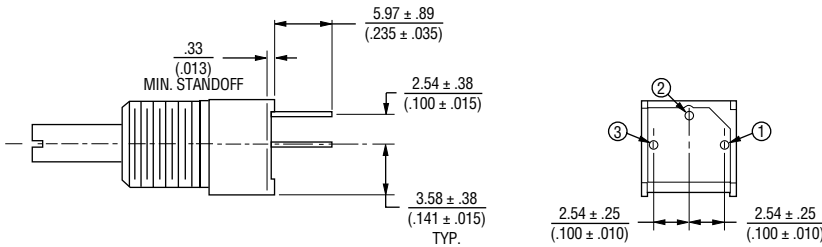
BOURNS®

Product Dimensions

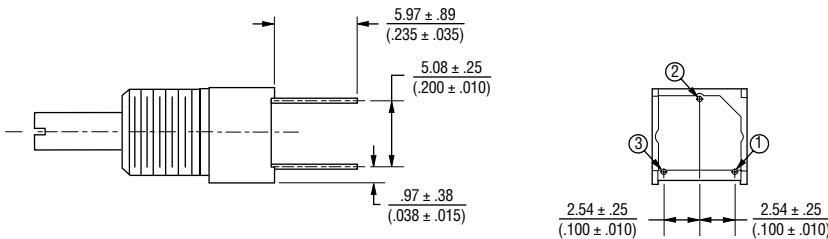
COMMON DIMENSIONS 3360C



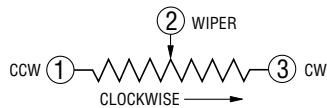
3360P



3360Y



DIMENSIONS: $\frac{\text{MM}}{\text{(INCHES)}}$



REV. 10/19

Specifications are subject to change without notice.

Users should verify actual device performance in their specific applications.

The products described herein and this document are subject to specific legal disclaimers as set forth on the last page of this document, and at www.bourns.com/docs/legal/disclaimer.pdf.