



Features

- Single-Turn / Cermet / Industrial / Sealed
- Miniature package
- Rotor designed for automatic machine adjust interface
- Withstands harsh environments and immersion cleaning processes

- Compatible with surface mount manufacturing processes
- RoHS compliant* - see [processing information](#) on RoHS compliant surface mount trimmers
- For trimmer applications/processing guidelines, [click here](#)

3361 - 1/4" Square SMD Trimpot® Trimming Potentiometer

Electrical Characteristics

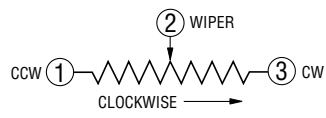
Std. Resistance Range..... 10 to 2 megohms (see standard resistance table)
 Resistance Tolerance ±10 % std. (tighter tolerance available)
 Absolute Minimum Resistance 1 % or 2 ohms (whichever is greater)
 Contact Resistance Variation 3 % or 3 ohms max. (whichever is greater)
 Adjustability
 Voltage ±0.05 %
 Resistance ±0.15 %
 Resolution Infinite
 Insulation Resistance 500 vdc. 1,000 megohms min.
 Dielectric Strength
 Sea Level 900 vac
 80,000 Feet 350 vac
 Adjustment Angle 240 ° nom.

Environmental Characteristics

Maximum Soldering Exposure (Temp/Time) +260 °C/20 sec. max. above 255 °C
 Power Rating (300 volts max.)
 70 °C 0.50 watt
 125 °C 0 watt
 Temperature Range -55 °C to +125 °C
 Temperature Coefficient ±100 ppm/°C
 Seal Test 85 °C Fluorinert†/60 seconds
 Humidity MIL-STD-202 Method 103 96 hours (2 % ΔTR; 10 Megohms IR)
 Vibration 30 G (1 % ΔTR; 1 % ΔVR)
 Shock 100 G (1 % ΔTR; 1 % ΔVR)
 Load Life 1,000 hours 0.5 watt @ 70 °C (3 % ΔTR; 3 % or 3 ohms, whichever is greater, CRV)
 Rotational Life 200 cycles (4 % ΔTR; 3 % or 3 ohms, whichever is greater, CRV)

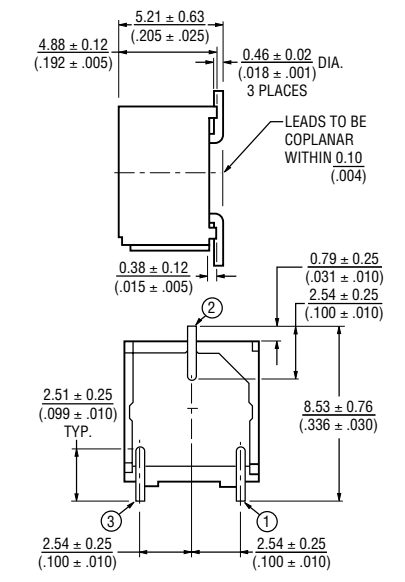
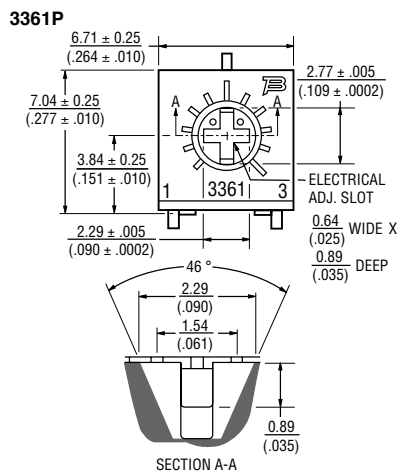
Physical Characteristics

Mechanical Angle 270 ° nom.
 Torque 3.0 oz-in. max.
 Stop Strength 7.0 oz-in. min.
 Terminals Solderable pins
 Weight 0.02 oz.
 Marking Resistance code, terminal numbers, manufacturer's model number, style and date code
 Wiper 50 % (Actual TR) ±10 %
 Flammability U.L. 94V-0
 Standard Packaging
 "S" Style 500 pcs./13" reel
 "P" Style 750 pcs./13" reel
 Adjustment Tool H-90
 MSL 3

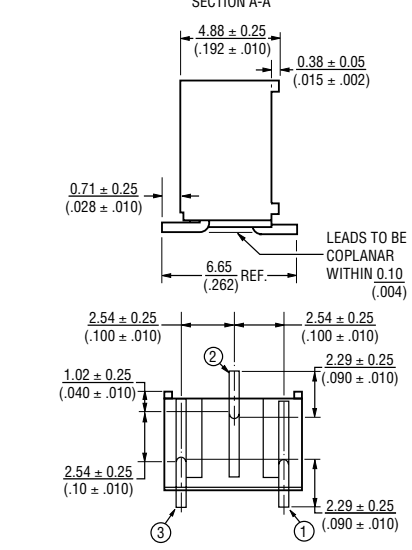
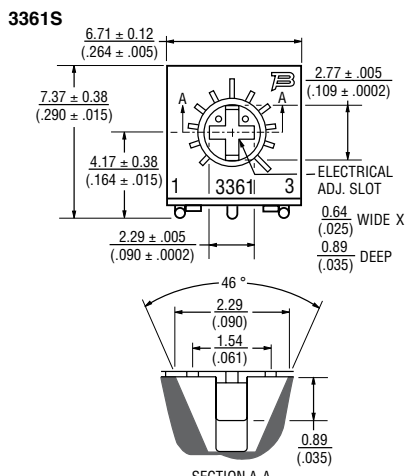
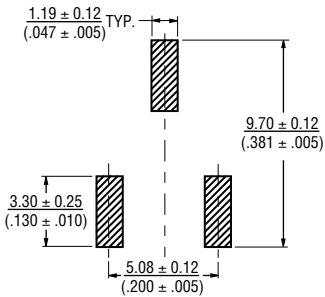


TOLERANCES: $\frac{0.25}{(.010)}$ EXCEPT WHERE NOTED

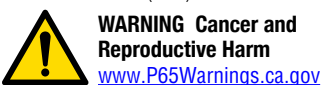
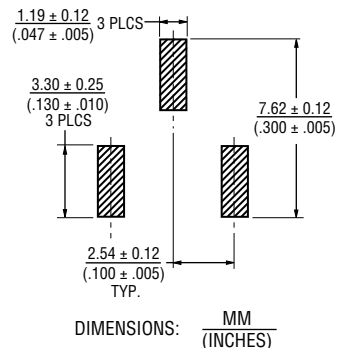
Product Dimensions



Recommended Land Pattern



Recommended Land Pattern



*RoHS Directive 2015/863, Mar. 31, 2015 and Annex
 †"Fluorinert" is a registered trademark of 3M Co.
 Specifications are subject to change without notice. Users should verify actual device performance in their specific applications. The products described herein and this document are subject to specific legal disclaimers as set forth on the last page of this document, and at www.bourns.com/docs/legal/disclaimer.pdf.

3361 - 1/4" Square SMD Trimpot® Trimming Potentiometer



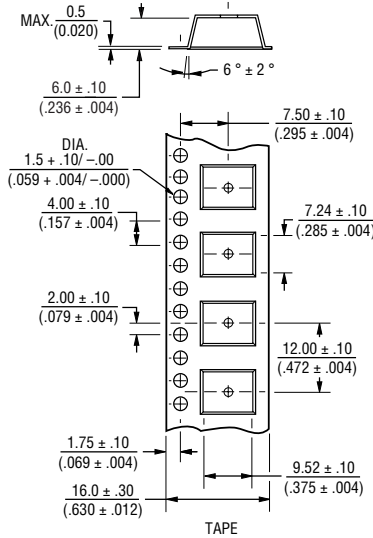
How To Order

3361 P - 1 - 502 G LF

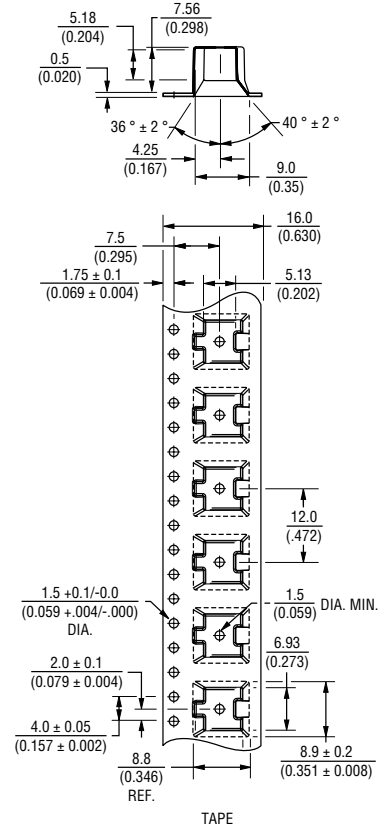
Model _____
 Style _____
 Standard or Modified Product Indicator _____
 -1 = Standard Product
 Resistance Code _____
 Packaging Designator _____
 G = Embossed Tape
 "S" Style = 500 pcs./13" reel
 "P" Style = 750 pcs./13" reel
 Tape and reel material meets Antistatic ANSI ESD 5541-2003 packaging standards.
 Terminations _____
 LF = 100 % Tin-plated (RoHS compliant)
 Blank = 90 % Tin / 10 % Lead-plated (Standard)
 Consult factory for other available options.

Packaging Specifications

(P Style)



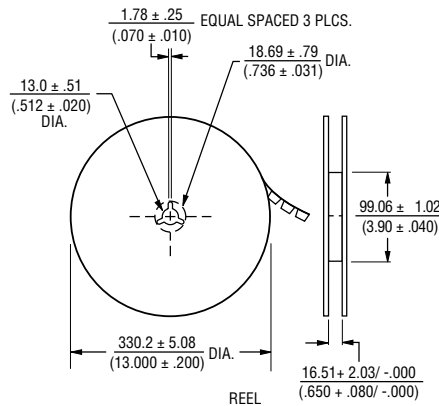
(S Style)



Standard Resistance Table

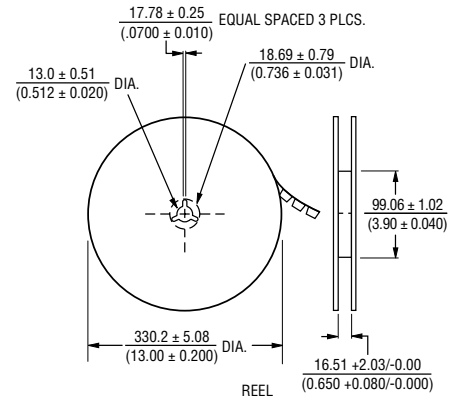
Resistance (Ohms)	Resistance Code
10	100
20	200
50	500
100	101
200	201
500	501
1,000	102
2,000	202
5,000	502
10,000	103
20,000	203
25,000	253
50,000	503
100,000	104
200,000	204
250,000	254
500,000	504
1,000,000	105
2,000,000	205

Popular distribution resistance values listed in boldface. Special resistances available.



UNITS PACKAGED 750 PIECES PER REEL.

DIMENSIONS: $\frac{\text{MM}}{\text{(INCHES)}}$



UNITS PACKAGED 500 PIECES PER REEL.

DIMENSIONS: $\frac{\text{MM}}{\text{(INCHES)}}$



Asia-Pacific: Tel: +886-2 2562-4117 • Email: asiacus@bourns.com

Europe: Tel: +36 88 885 877 • Email: eurocus@bourns.com

The Americas: Tel: +1-951 781-5500 • Email: americus@bourns.com

www.bourns.com

REV. 08/19

"Trimpot" is a trademark of Bourns, Inc.

"Bourns" is a registered trademark of Bourns, Inc.

Specifications are subject to change without notice. Users should verify actual device performance in their specific applications.

The products described herein and this document are subject to specific legal disclaimers as set forth on the last page of this document, and at www.bourns.com/docs/legal/disclaimer.pdf.