

Features

- Single-Turn / Cermet / Industrial / Sealed
- Miniature package
- Rotor designed for automatic machine adjust interface
- Withstands harsh environments and immersion cleaning processes
- Tape and reel packaging available

- RoHS compliant* version available
- For trimmer applications/processing guidelines, [click here](#)

3362 -1/4 " Square Trimpot® Trimming Potentiometer

Electrical Characteristics

Standard Resistance Range	10 ohms to 2 megohms
	(see standard resistance table)
Resistance Tolerance	±10 % std.
Absolute Minimum Resistance	1 % or 2 ohms
	(whichever is greater)
Contact Resistance Variation	1 % or 3 ohms max.
	(whichever is greater)
Adjustability	
Voltage Divider	±0.05 %
Rheostat	±0.15 %
Resolution	Infinite
Insulation Resistance	500 vdc.
	1,000 megohms min.
Dielectric Strength	
Sea Level	900 vac
80,000 Feet	350 vac
Adjustment Angle	240 ° nom.

Environmental Characteristics

Power Rating (300 volts max.)	
70 °C	0.50 watt
125 °C	0 watt
Temperature Range	-55 °C to +125 °C
Temperature Coefficient	±100 ppm/°C
Seal Test	85 °C Fluorinert†
Humidity	MIL-STD-202 Method 103
	96 hours
	(2 % ΔTR; 10 Megohms IR)
Vibration	30 G (1 % ΔTR; 1 % ΔVR)
Shock	100 G (1 % ΔTR; 1 % ΔVR)
Load Life	1,000 hours 0.5 watt @ 70 °C
	(3 % ΔTR; 3 % or 3 ohms,
	whichever is greater, CRV)
Rotational Life	200 cycles
	(4 % ΔTR; 3 % or 3 ohms,
	whichever is greater, CRV)

Physical Characteristics

Mechanical Angle	270 ° nom.
Torque	3.0 oz-in. max.
Stop Strength	7.0 oz-in. min.
Terminals	Solderable pins
Weight	0.02 oz.
Marking	Resistance code,
	terminal numbers, manufacturer's
	model number, style
	and date code
Wiper	50 % (Actual TR) ±10 %
Flammability	U.L. 94V-0
Standard Packaging	50 pcs. per tube
Adjustment Tool	H-90



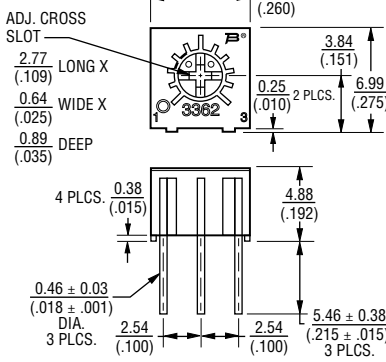
WARNING Cancer and Reproductive Harm

www.P65Warnings.ca.gov

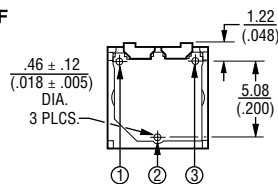
Specifications are subject to change without notice. Users should verify actual device performance in their specific applications. The products described herein and this document are subject to specific legal disclaimers as set forth on the last page of this document, and at www.bourns.com/docs/legal/disclaimer.pdf.

Product Dimensions

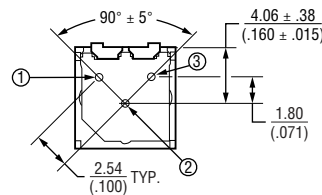
Common Dimensions Top Adjust



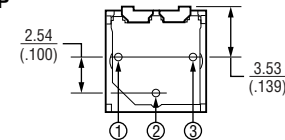
3362F



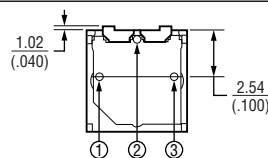
3362H



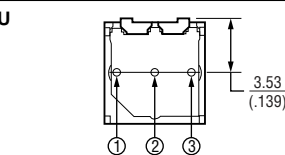
3362P



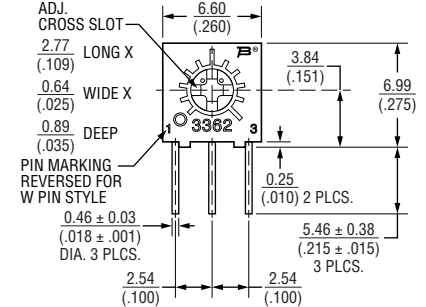
3362R



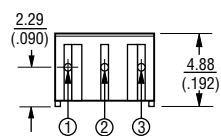
3362U



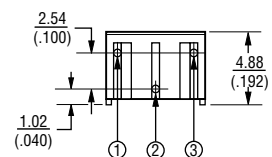
Common Dimensions Side Adjust



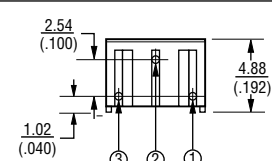
3362M



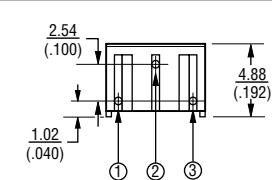
3362S



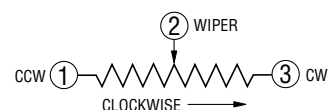
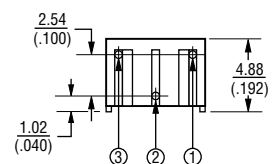
3362W



3362X



3362Z



DIMENSIONS: $\frac{\text{MM}}{\text{(INCHES)}}$

TOLERANCES: ± $\frac{0.25}{(.010)}$ EXCEPT WHERE NOTED

*RoHS Directive 2015/863, Mar. 31, 2015 and Annex
†"Fluorinert" is a registered trademark of 3M Co.
"Trimpot" is a trademark of Bourns, Inc.

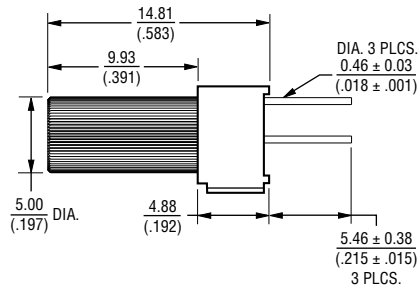
3362 – 1/4 " Square Trimpot® Trimming Potentiometer

BOURNS®

Product Dimensions

Top adjust models 3362F, H, P, R and U are available with a knob for finger adjustment. Add suffix letter "T" to order code.

("P" Style shown)



DIMENSIONS: $\frac{\text{MM}}{\text{(INCHES)}}$

TOLERANCES: $\pm \frac{0.25}{(.010)}$ EXCEPT WHERE NOTED

BOURNS®

Asia-Pacific: Tel: +886-2 2562-4117

Email: asiacus@bourns.com

Europe: Tel: +36 88 885 877

Email: eurocus@bourns.com

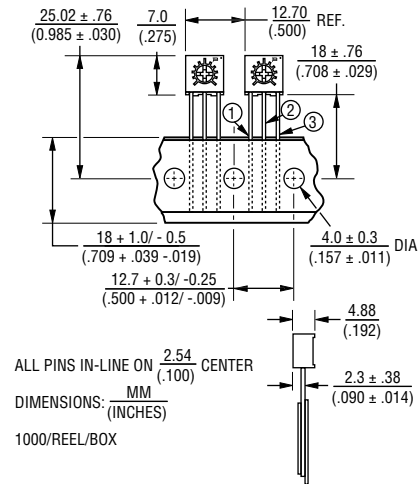
The Americas: Tel: +1-951 781-5500

Email: americus@bourns.com

www.bourns.com

Packaging Specifications

SIDE ADJUST 3362M-1

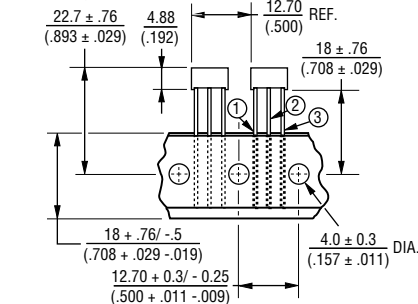


ALL PINS IN-LINE ON $\frac{2.54}{(.100)}$ CENTER

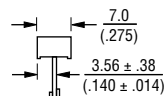
DIMENSIONS: $\frac{\text{MM}}{\text{(INCHES)}}$

1000/REEL/BOX

TOP ADJUST 3362U-1, 3362P-1



SIDE VIEW 3362U-1



ALL PINS IN-LINE ON $\frac{2.54}{(.100)}$ CENTER

DIMENSIONS: $\frac{\text{MM}}{\text{(INCHES)}}$

Meets EIA Specification 468.

SIDE VIEW 3362P-1



750/REEL
1000/BOX

How To Order

Model **3362 P - 1 - 502 T** LF

Style _____

Standard or Modified Product Indicator _____
-1 = Standard Product

Resistance Code _____

Optional Suffix Letter _____
T = Knob*

Packaging Designator _____
Blank = Tube (Standard)
R = Tape and Reel (M, U and P Pin Styles Only)
A = Ammo Pack (M, U and P Pin Styles Only)

Tape and reel material meets Antistatic ANSI/ESD 5541-2003 packaging standards.

Terminations

LF = 100 % Tin-plated (RoHS compliant)
Blank = 90 % Tin / 10 % Lead-plated (Standard)

*Knob option is available only in standard Tube packaging for terminal styles F, H, P, R and U.

Consult factory for other available options.

Standard Resistance Table

Resistance (Ohms)	Resistance Code
10	100
20	200
50	500
100	101
200	201
500	501
1,000	102
2,000	202
5,000	502
10,000	103
20,000	203
25,000	253
50,000	503
100,000	104
200,000	204
250,000	254
500,000	504
1,000,000	105
2,000,000	205

Popular distribution resistance values listed in boldface. Special resistances available.

REV. 06/20

"Trimpot" is a registered trademark of Bourns, Inc.

Specifications are subject to change without notice.

Users should verify actual device performance in their specific applications.

The products described herein and this document are subject to specific legal disclaimers as set forth on the last page of this document, and at www.bourns.com/docs/legal/disclaimer.pdf.