



Features

- Single Turn / Cermet / Industrial / Sealed
- Available on tape and reel
- Available with a knob for finger adjust
- Available with extended shaft
- Available with cross-slot rotor
- Top and side adjust types (F, P, H, W, X most popular)

- RoHS compliant* version available
- For trimmer applications/processing guidelines, [click here](#)

3386 - 3/8" Square Trimpot® Trimming Potentiometer

Electrical Characteristics

Standard Resistance Range 10 ohms to 2 megohms
 (see standard resistance table)
 Resistance Tolerance ±10 % std.
 (tighter tolerance available)
 Absolute Minimum Resistance 2 ohms max.
 Contact Resistance Variation 2 % or 3 ohms max.
 (whichever is greater)
 Adjustability
 Voltage Divider ±0.05 %
 Rheostat ±0.15 %
 Resolution Infinite
 Insulation Resistance 500 vdc.
 1,000 megohms min.
 Dielectric Strength
 Sea Level 900 vac
 70,000 Feet 350 vac
 Adjustment Angle 280 ° nom.

Environmental Characteristics

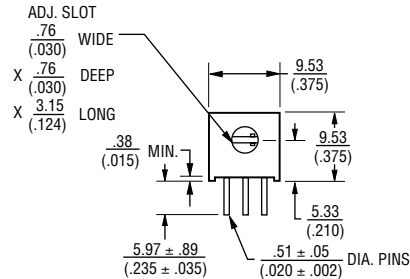
Power Rating (300 volts max.)
 85 °C 0.5 watt
 125 °C 0 watt
 Temperature Range ... -55 °C to +125 °C
 Temperature Coefficient ... ±100 ppm/°C
 Seal Test 85 °C Fluorinert†
 Humidity MIL-STD-202 Method 103
 96 hours
 (2 % ΔTR, 10 Megohms min.)
 Vibration 30 G (1 % ΔTR; 1 % ΔVR)
 Shock 100 G (1 % ΔTR; 1 % ΔVR)
 Load Life.. 1,000 hours 0.5 watt @ 70 °C
 (3 % ΔTR; 3 % or 3 ohms, whichever is greater, CRV)
 Rotational Life 200 cycles
 (4 % ΔTR; 3 % or 3 ohms, whichever is greater, CRV)

Physical Characteristics

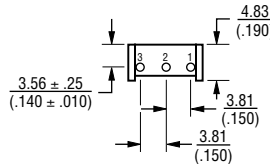
Mechanical Angle 310 ° nom.
 Torque 5.0 oz-in. max.
 Stop Strength 15.0 oz-in. min.
 Terminals Solderable pins
 Weight 0.03 oz.
 Marking Manufacturer's trademark, resistance code, wiring diagram, date code, manufacturer's model number and style
 Flammability U.L. 94V-0
 Standard Packaging 50 pcs. per tube
 Wiper 50 % (Actual TR) ±10 %
 Adjustment Tool H-90

Product Dimensions

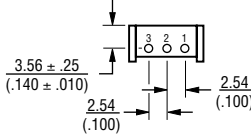
Common Dimensions Side Adjust Models B,C,J,X



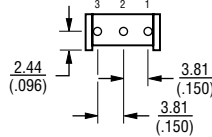
3386B



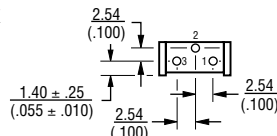
3386C



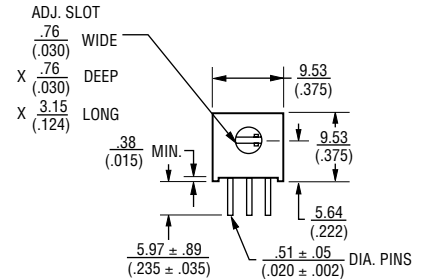
3386J



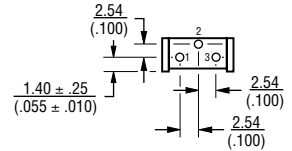
3386X



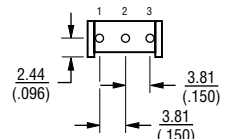
Common Dimensions Side Adjust Models H,S,W



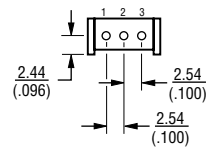
3386H



3386S



3386W



DIMENSIONS: MM (INCHES)

TOLERANCES: ± 0.25 (.010) EXCEPT WHERE NOTED

How To Order

3386 P - 1 - 103 T LF

Model _____
 Style _____
 Standard or Modified _____
 Product Indicator _____
 -1 = Standard Product
 -EY5 = Extended Shaft
 Resistance Code _____
 Optional Suffix Letter _____
 T = Knob**
 Packaging Designator _____
 Blank = Tube (Standard)
 R = Tape & Reel (W and U Pin Styles Only)
 A = Ammo Pack (W and U Pin Styles Only)
 Tape and reel material meets Antistatic ANSI/ESD 5541-2003 packaging standards.

Terminations _____
 LF = 100 % Tin-plated (RoHS compliant)
 Blank = 90 % Tin / 10 % Lead-plated (Standard)

**Knob option is available only in standard tube packaging. Not recommended for side load applications.

Consult factory for other available options.

†“Fluorinert” is a registered trademark of 3M Co. “Trimpot” is a trademark of Bourns, Inc.

Standard Resistance Table

Resistance (Ohms)	Resistance Code
10	100
20	200
50	500
100	101
200	201
500	501
1,000	102
2,000	202
5,000	502
10,000	103
20,000	203
25,000	253
50,000	503
100,000	104
200,000	204
250,000	254
500,000	504
1,000,000	105
2,000,000	205

Popular distribution resistance values listed in boldface. Special resistances available.

*RoHS Directive 2015/863, Mar. 31, 2015 and Annex



WARNING
Cancer and Reproductive Harm
www.P65Warnings.ca.gov

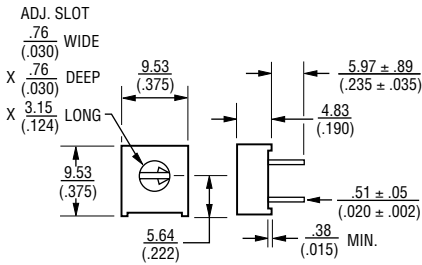
Specifications are subject to change without notice. Users should verify actual device performance in their specific applications. The products described herein and this document are subject to specific legal disclaimers as set forth on the last page of this document, and at www.bourns.com/docs/legal/disclaimer.pdf.

3386 - 3/8" Square Trimpot® Trimming Potentiometer

BOURNS®

Product Dimensions

Common Dimensions Top Adjust Models F,G,K,P,R,U,V,Y



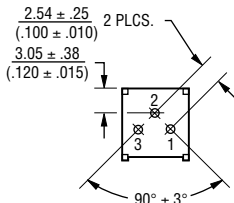
3386F



3386G



3386K



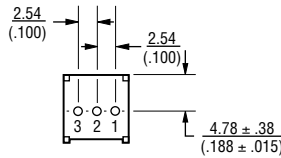
3386P



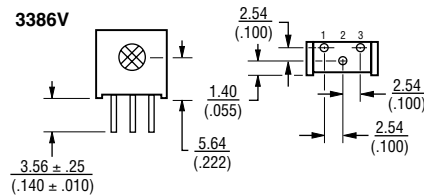
3386R



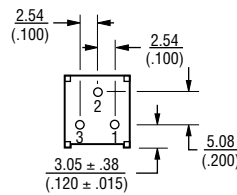
3386U



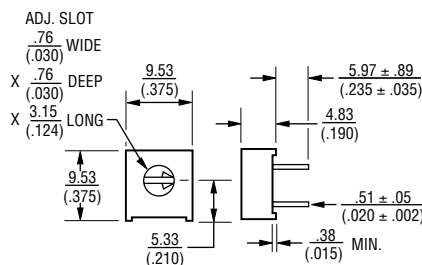
3386V



3386Y



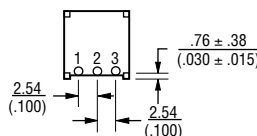
Common Dimensions Top Adjust Models M,T



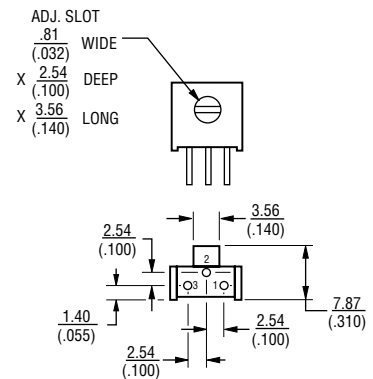
3386M



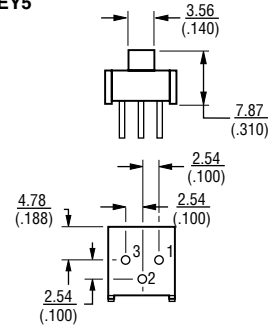
3386T



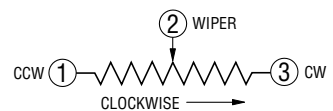
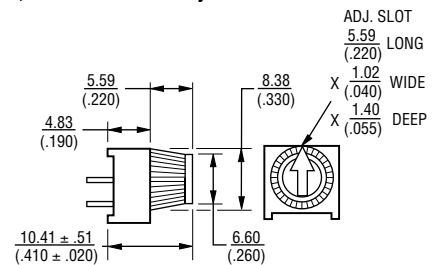
3386H-EY5 3386X-EY5 – SHOWN



3386P-EY5



The Model 3386 is available with a knob for finger adjustment. Add suffix letter "T" to order code for F, P and X terminal styles.



DIMENSIONS: $\frac{\text{MM}}{\text{(INCHES)}}$
TOLERANCES: $\pm \frac{0.25}{(.010)}$ EXCEPT WHERE NOTED

Specifications are subject to change without notice. Users should verify actual device performance in their specific applications.

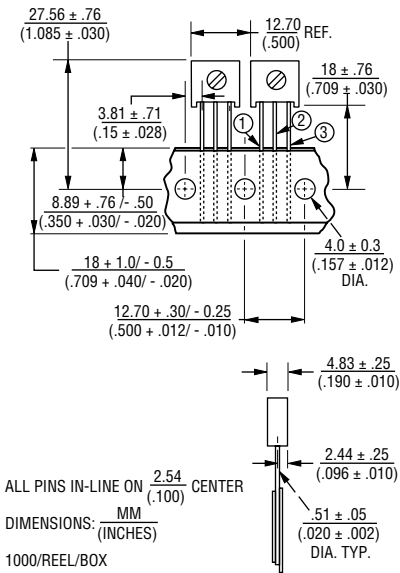
The products described herein and this document are subject to specific legal disclaimers as set forth on the last page of this document, and at www.bourns.com/docs/legal/disclaimer.pdf.

3386 - 3/8" Square Trimpot® Trimming Potentiometer

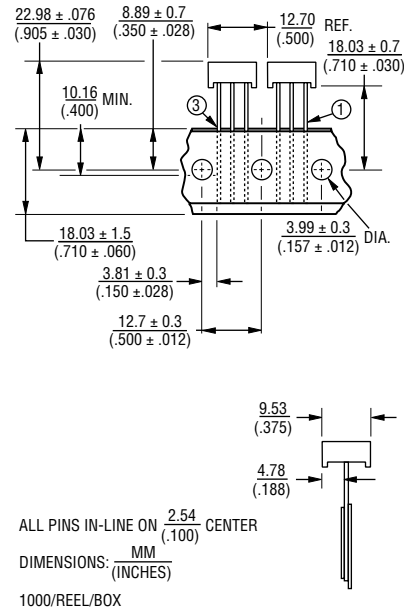
BOURNS®

Packaging Specifications

SIDE ADJUST 3386W-1



TOP ADJUST 3386U-1



Meets EIA Specification 468.

DIMENSIONS: $\frac{\text{MM}}{\text{(INCHES)}}$

BOURNS®

Asia-Pacific: Tel: +886-2 2562-4117 • Email: asiacus@bourns.com

Europe: Tel: +36 88 885 877 • Email: eurocus@bourns.com

The Americas: Tel: +1-951 781-5500 • Email: americus@bourns.com

www.bourns.com

REV. 08/19

"Trimpot" is a registered trademark of Bourns, Inc.

Specifications are subject to change without notice.

Users should verify actual device performance in their specific applications.

The products described herein and this document are subject to specific legal disclaimers as set forth on the last page of this document, and at www.bourns.com/docs/legal/disclaimer.pdf.