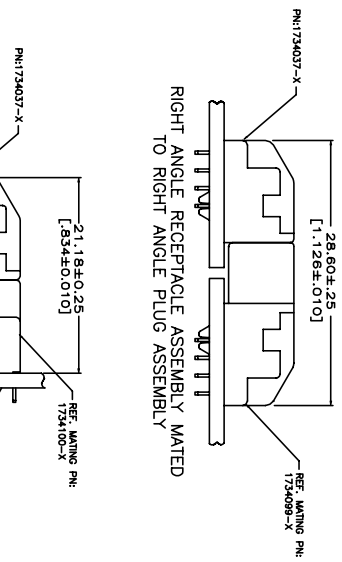
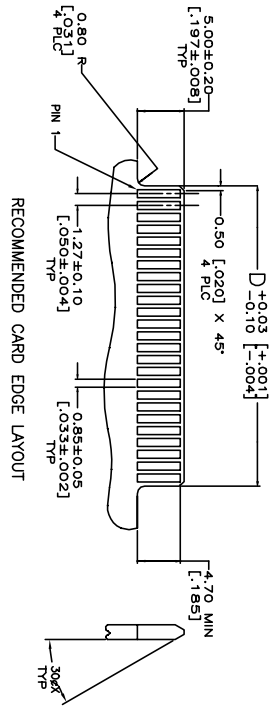
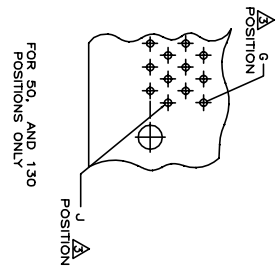
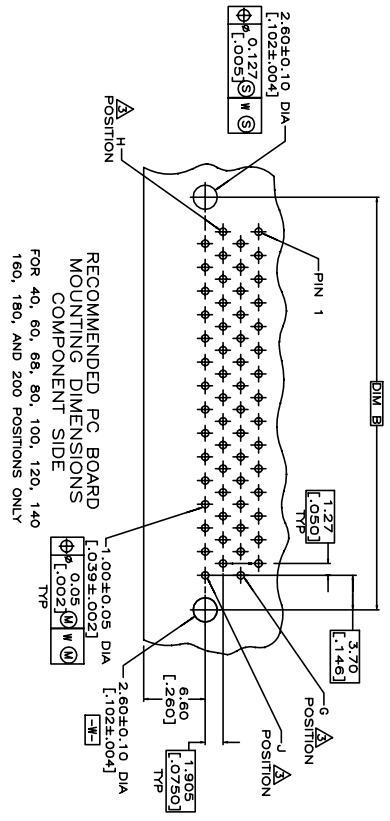
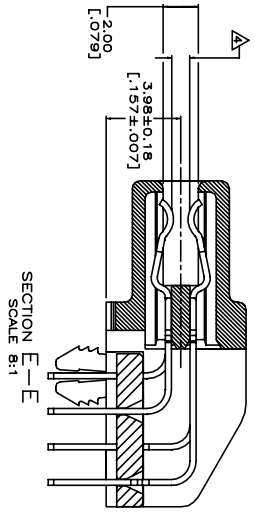




REVISIONS				
P	LTR	DESCRIPTION	DATE	APVD
-	-	SEE SHEET 1	-	-



RIGHT ANGLE RECEPTACLE ASSEMBLY MATED TO VERTICAL PLUG ASSEMBLY



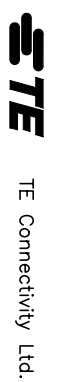
SECTION E-E  
SCALE 8:1

THIS DRAWING IS A CONTROLLED DOCUMENT.

DIMENSIONS:	mm	TOLERANCES UNLESS OTHERWISE SPECIFIED:
0 P/C	±	
1 P/C	±	
2 P/C	±	
3 P/C	±	
4 P/C	±	
ANGLES	±	
FINISH	±	

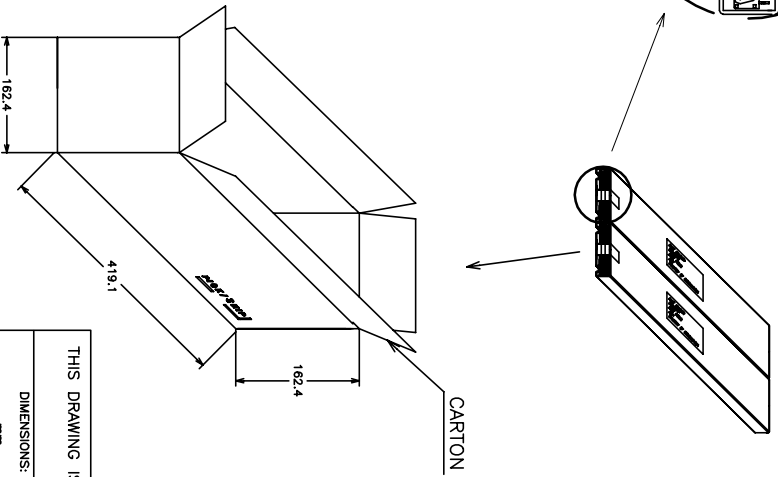
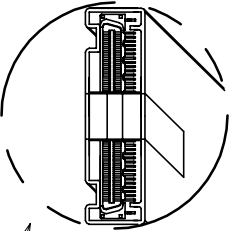
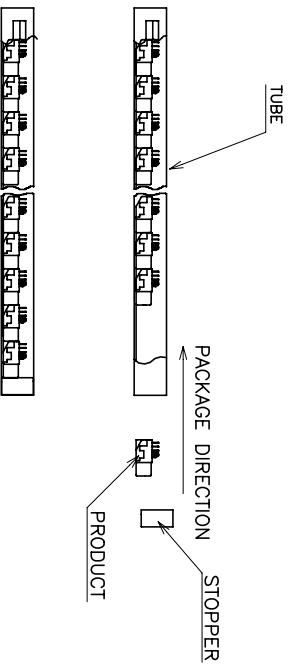


APVD	CHK	DMN	NAME	SIZE	QAGE CODE	DRAWING NO	RESTRICTED
-	-	-	RECEPTACLE ASSEMBLY, R/A, BTB, CHAMP.050, SERIES I	A3	00779	1734037	70
MATERIAL			CUSTOMER DRAWING	SCALE	SHEET	REV	
-				-	2 OF 4	G2	



TE Connectivity Ltd.

REVISIONS				
P	LTR	DESCRIPTION	DATE	APVD
-	-	SEE SHEET 1	-	-



POS.	QTY/ TUBE	TUBE/ BOX	QTY/ BOX	N/W (KG)	G/W (KG)	PART NUMBER
						6-1734037-2
						4-1734037-2
						2-1734037-2
						1734037-2
						5-1734037-0
						3-1734037-0
						1-1734037-0
						4-1734037-1
						2-1734037-1
						1734037-1

THIS DRAWING IS A CONTROLLED DOCUMENT.

DIMENSIONS:	TOLERANCES UNLESS OTHERWISE SPECIFIED:
mm	
0 P/C	±
1 P/C	±
2 P/C	±
3 P/C	±
4 P/C	±
ANGLES	±



DRAWN	CHK	APVD	PRODUCT SPEC	APPLICATION SPEC	WEIGHT
-	-	-	-	-	-

MATERIAL

FINISH

CUSTOMER DRAWING

**STE** TE Connectivity Ltd.

RECEPTACLE ASSEMBLY, R/A,  
BTB, CHAMP.050, SERIES I

SIZE A3  
CAGE CODE 00779  
DRAWING NO. 1734037

SCALE - SHEET 3 OF 4 REV G2