



**Asymmetric Beam Patterns Specification**

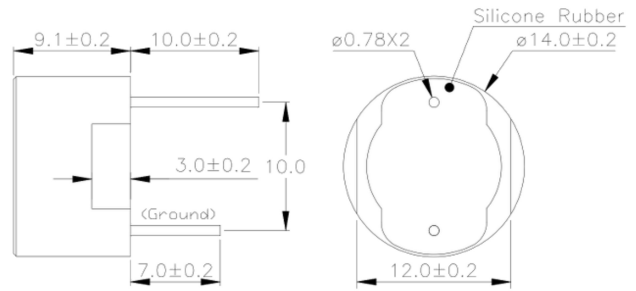
400EP14D	Transceiver
Center Frequency	40.0±1.0KHz
Bandwidth (-6dB FOM)	1.0KHz
Transmitting Sound Pressure Level at resonant frequency;0dB re 0.0002μbar per 10Vrms at 30cm	103dB min. (Transducer alone)
Receiving Sensitivity at resonant frequency 0dB = 1 volt/μbar	-78dB min. (Transducer alone)
Nominal Impedance (Ohm)	1000
Ringling (ms)	1.2 max.
Capacitance at 1KHz ±20%	1600 pF
Temperature Compensated Type	3200 pF
Max. Driving Voltage (cont.)	20Vrms
20 bursts, 25ms repetition rate	100Vpp
Total Beam Angle -6dB	135° typ.
	85° typ.
Operation Temperature	-30 to 70°C
Storage Temperature	-40 to 80°C

All specification taken typical at 25°C  
Both lead pins and lead wires output are available

Models available:

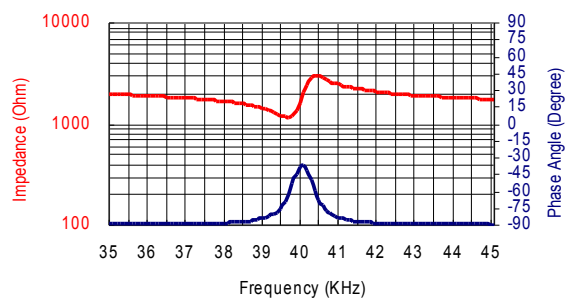
1	400EP14D	Black Painted Housing
2	400EP14DC	Temperature compensated (TC)
3	400EP14DCR	T.C. + Rubber Sleeve

**Dimensions:** dimensions are in mm



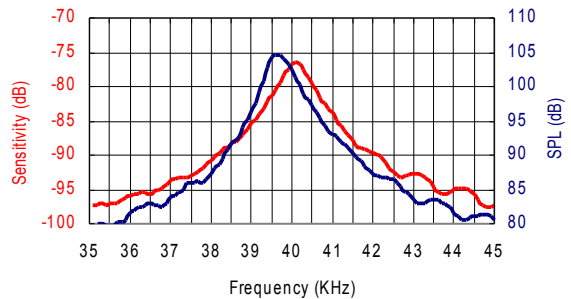
**Impedance/Phase Angle vs. Frequency**

Tested under 1Vrms Oscillation Level



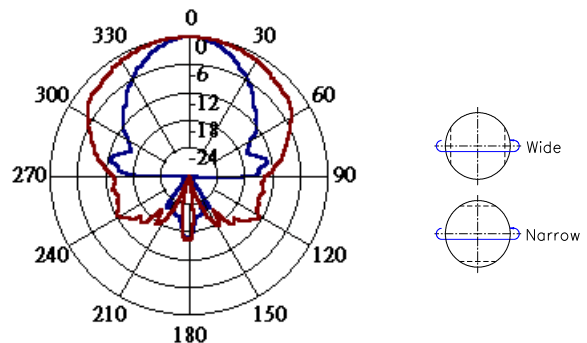
**Sensitivity/Sound Pressure Level**

Tested under 10Vrms @30cm



**Beam Angle:** Tested at 40.0Khz frequency

Wide Angle \_\_\_\_\_ Narrow Angle \_\_\_\_\_



**S. Square Enterprise Company Limited**  
**Pro-Wave Electronics Corporation**

[Http://www.pro-wave.com.tw](http://www.pro-wave.com.tw) ; E-mail: [sales@pro-wave.com.tw](mailto:sales@pro-wave.com.tw) ; Tel: 886-2-22465101 ; Fax: 886-2-22465105