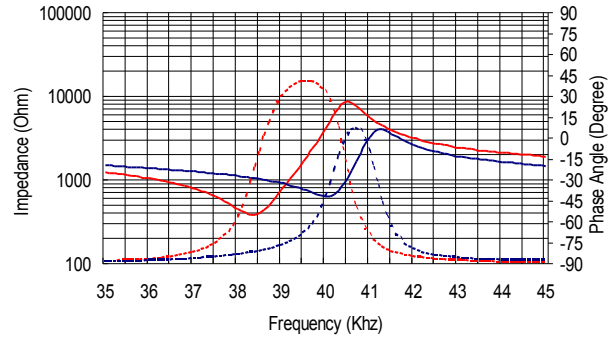




Impedance/Phase Angle vs. Frequency

Tested under 1Vrms Oscillation Level

400SR160 Impedance ————
 400SR160 Phase - - - - -
 400ST160 Impedance ————
 400ST160 Phase - - - - -



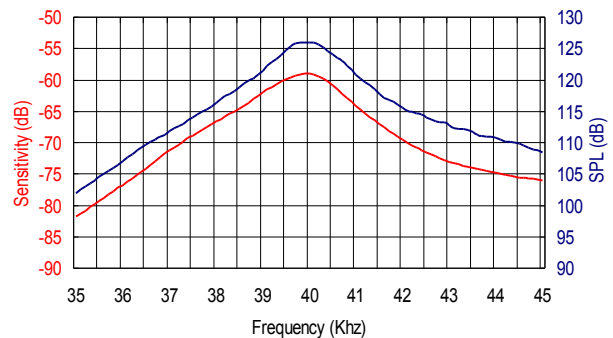
Specification

400ST160	Transmitter
400SR160	Receiver
Center Frequency	40.0±1.0KHz
Bandwidth (-6dB)	400ST160: 2.0KHz 400SR160: 2.5KHz
Transmitting Sound Pressure Level at 40.0KHz; 0dB re 0.0002µbar per 10Vrms at 30cm	120dB min.
Receiving Sensitivity at 40.0KHz 0dB = 1 volt/µbar	-61dB min.
Capacitance at 1KHz ±20%	2400 pF
Max. Driving Voltage (cont.)	20Vrms
Total Beam Angle -6dB	55° typical
Operation Temperature	-30 to 70°C
Storage Temperature	-40 to 80°C

All specification taken typical at 25°C
 Closer frequency tolerance can be supplied upon request.

Sensitivity/Sound Pressure Level

Tested under 10Vrms @30cm

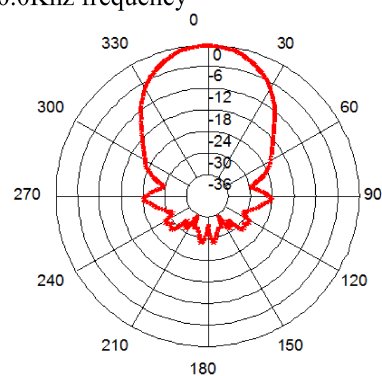


Models available:

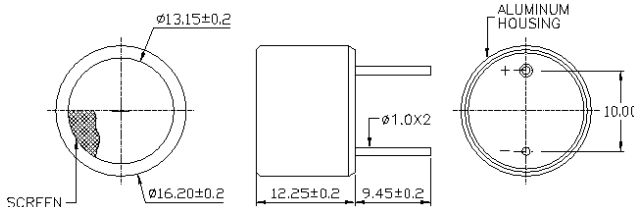
1	400ST/R160	Aluminum Housing
2	400ST/R16B	Black Al. Housing
3	400ST/R16P	Plastic Housing

Beam Angle

Tested at 40.0KHz frequency



Dimensions: dimensions are in mm

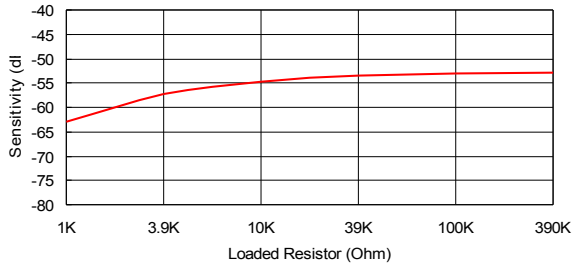


S. Square Enterprise Company Limited
Pro-Wave Electronics Corporation

[Http://www.pro-wave.com.tw](http://www.pro-wave.com.tw) ; E-mail: sales@pro-wave.com.tw ; Tel: 886-2-22465101 ; Fax: 886-2-22465105

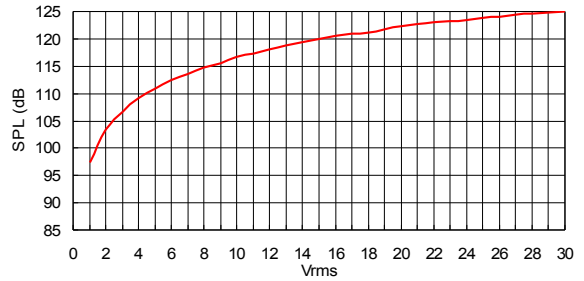
400SR160 Receiver

Sensitivity Variation vs. Loaded Resistor

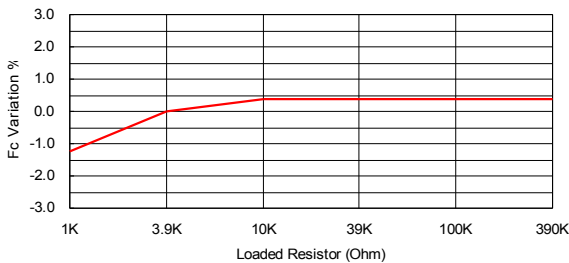


400ST160 Transmitter

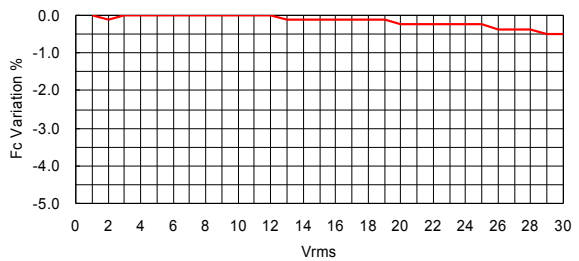
SPL Variation vs. Driving Voltage



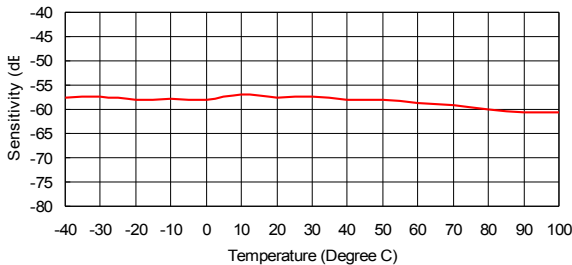
Center Frequency Shift vs. Loaded Resistor



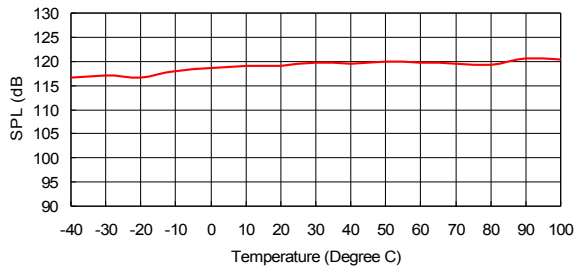
Center Frequency Shift vs. Driving Voltage



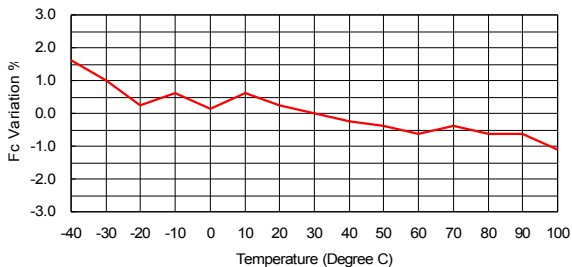
Sensitivity Variation vs. Temperature



SPL Variation vs. Temperature



Center Frequency Shift vs. Temperature



Center Frequency Shift vs. Temperature

