

THIS DRAWING IS UNPUBLISHED.

RELEASED FOR PUBLICATION

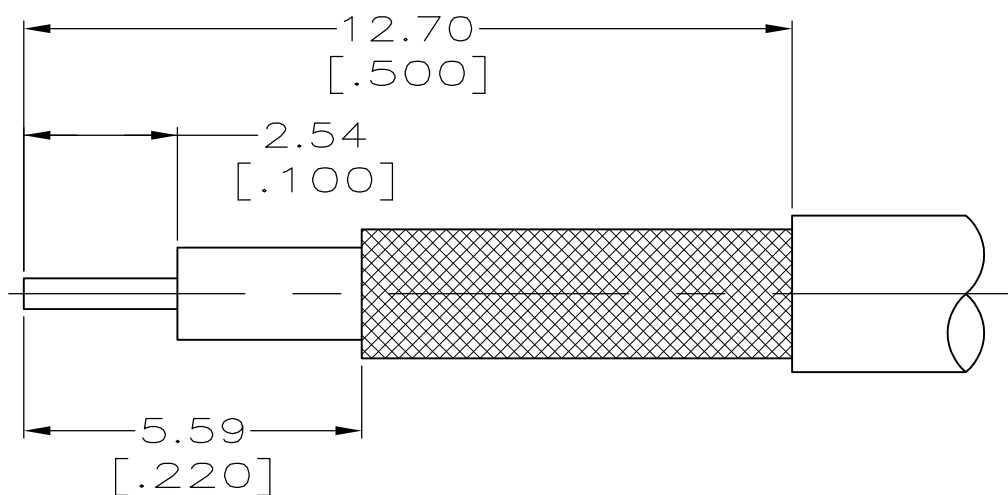
© COPYRIGHT - By -

ALL RIGHTS RESERVED.

LOC GE DIST 00

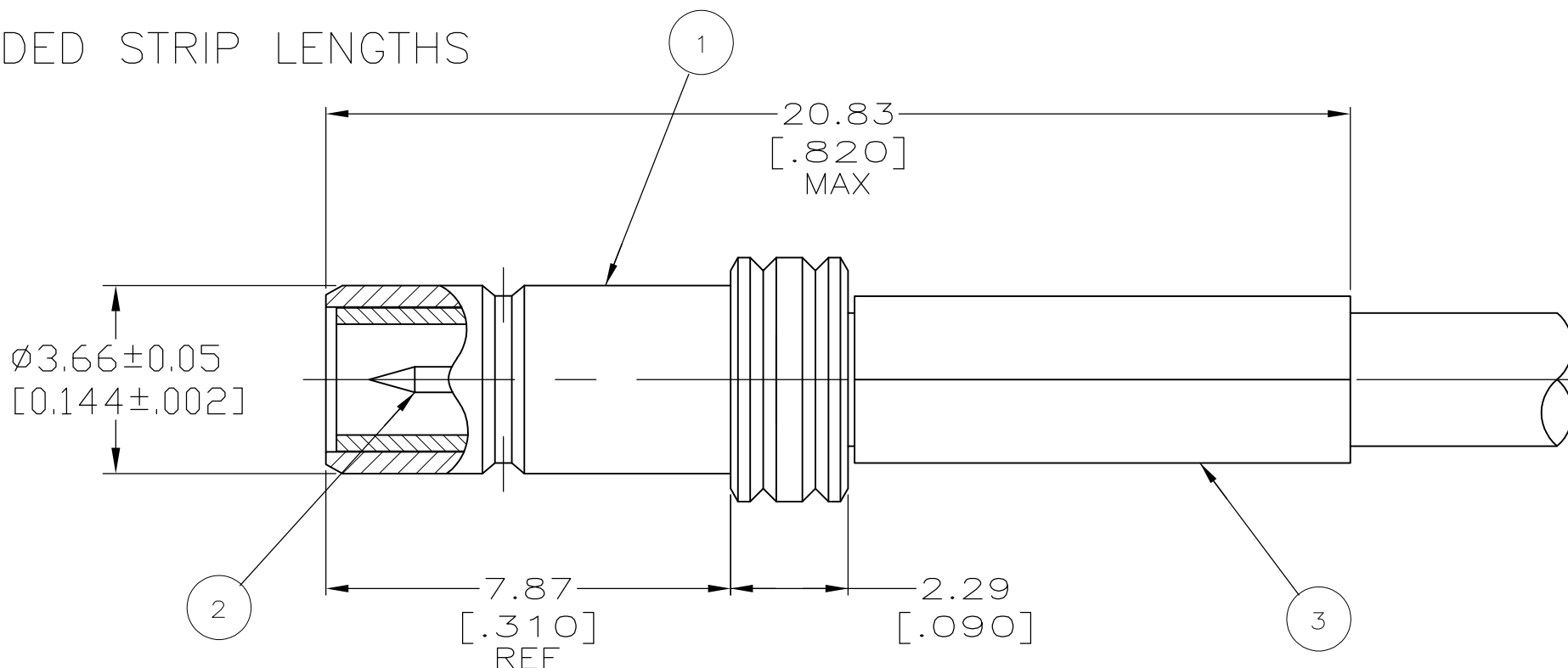
REVISIONS

P	LTR	DESCRIPTION	DATE	DWN	APVD
	E2	REVISED PER ECO-11-018894	20SEP2011	DLD	LLV



RECOMMENDED STRIP LENGTHS

- 1 CRIMP CONTACT USING MIL HAND TOOL M22520/2-01 WITH DANIELS POSITIONER K1041, SET AT POSITION NUMBER 4.
- 2 CRIMP CABLE BRAID USING MIL HAND TOOL M22520/5-01 WITH DANIELS DIE SET Y-1637 (.128 INCH HEX) OR USE AMP PRO-CRIMPER II WITH DIE SET NUMBER 58483-1.

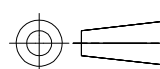


FOR PREVIOUS REV HISTORY, SEE DRAWING 414948

2	1	RG-188, -316, & 174/U	1-413889-3	414187-2	1326387-1	414948-1
BRAID CRIMP	CONTACT CRIMP	USE WITH CABLE	3 FERRULE QTY=1	2 CONTACT QTY=1	1 JACK ASSY QTY=1	PART NUMBER

THIS DRAWING IS A CONTROLLED DOCUMENT.

DIMENSIONS:
mm [INCHES]



TOLERANCES UNLESS OTHERWISE SPECIFIED:

0 PLC	± -
1 PLC	± -
2 PLC	± 0.25 [.010]
3 PLC	± -
4 PLC	± -
ANGLES	± -
FINISH	-

MATERIAL

-

DWN P. COLLINS 22AUG00

CHK J. CANOY 22AUG00

APVD J. CANOY 22AUG00

PRODUCT SPEC

108-1401

APPLICATION SPEC

114-13024

WEIGHT -

CUSTOMER DRAWING



CABLE JACK, STRAIGHT, 50 OHM, SMB

SIZE	CAGE CODE	DRAWING NO	RESTRICTED TO
A3	00779	C-414948-1	-

SCALE 8:1 SHEET 1 OF 1 REV E2