

RF Cable Assembly Guide



Electrical Ratings

Electrical ratings of a cable assembly are determined by the limiting connector type and cable size.

| Connector | Cable | Connector Frequency Impedance (Ohms) | GHz | Dielectric Withstanding Voltage (Vms) | Working Voltage (Vms) |
|------------------------|--------------------|--------------------------------------|----------|---------------------------------------|-----------------------|
| MMCX | RG-178 | 50 Ohms | 6 GHz | 500 Vms | 170 Vms |
| | RG-316 | 50 Ohms | 6 GHz | 500 Vms | 170 Vms |
| MCX | RG-178 | 50 Ohms | 6 GHz | 750 Vms | 250 Vms |
| | RG-316 | 50 Ohms | 6 GHz | 1000 Vms | 335 Vms |
| | RG-316 DS | 50 Ohms | 6 GHz | 1000 Vms | 335 Vms |
| MCX 75 Ohm | RG-179 | 75 Ohms | 6 GHz | 1000 Vms | 335 Vms |
| | BELDEN 735A | 75 Ohms | 6 GHz | 1000 Vms | 335 Vms |
| SMA | RG-178 | 50 Ohms | 12.4 GHz | 500 Vms | 170 Vms |
| | RG-316 | 50 Ohms | 12.4 GHz | 750 Vms | 250 Vms |
| | RG-316 DS | 50 Ohms | 12.4 GHz | 750 Vms | 250 Vms |
| | RG-58 | 50 Ohms | 12.4 GHz | 1000 Vms | 335 Vms |
| | RG-142 | 50 Ohms | 12.4 GHz | 1000 Vms | 335 Vms |
| | Hand Formable .086 | 50 Ohms | 26.5 GHz | 1000 Vms | 335 Vms |
| | Hand Formable .141 | 50 Ohms | 26.5 GHz | 1500 Vms | 500 Vms |
| SMB | RG-178 | 50 Ohms | 4 GHz | 750 Vms | 250 Vms |
| | RG-316 | 50 Ohms | 4 GHz | 1000 Vms | 335 Vms |
| SMB Mini 75 Ohm | RG-179 | 75 Ohms | 2 GHz | 1000 Vms | 335 Vms |
| | RG-179 DS | 75 Ohms | 2 GHz | 1000 Vms | 335 Vms |
| | BELDEN 735A | 75 Ohms | 2 GHz | 1000 Vms | 335 Vms |
| BNC | RG-58 | 50 Ohms | 4 GHz | 1500 Vms | 500 Vms |
| | BELDEN 8218 | 50 Ohms | 4 GHz | 1500 Vms | 500 Vms |
| | RG-59 | 50 Ohms | 4 GHz | 1500 Vms | 500 Vms |
| | RG-59 PLENUM | 50 Ohms | 4 GHz | 1500 Vms | 500 Vms |
| BNC True 75 Ohm | BELDEN 8218 | 75 Ohms | 3 GHz | 1500 Vms | 500 Vms |
| | RG-59 | 75 Ohms | 3 GHz | 1500 Vms | 500 Vms |
| | BELDEN 8281 | 75 Ohms | 3 GHz | 1500 Vms | 500 Vms |
| | COMM SCOPE 735 | 75 Ohms | 3 GHz | 1500 Vms | 500 Vms |
| | BELDEN 735A | 75 Ohms | 3 GHz | 1500 Vms | 500 Vms |
| | BELDEN 734A | 75 Ohms | 3 GHz | 1500 Vms | 500 Vms |
| | BELDEN 1694A | 75 Ohms | 3 GHz | 1500 Vms | 500 Vms |
| N Type | RG-58 | 50 Ohms | 11 GHz | 1500 Vms | 500 Vms |
| | RG-142 | 50 Ohms | 11 GHz | 1500 Vms | 500 Vms |
| | RG-8 | 50 Ohms | 11 GHz | 1500 Vms | 500 Vms |
| | RG-213 | 50 Ohms | 11 GHz | 1500 Vms | 500 Vms |

Cable Length Tolerance

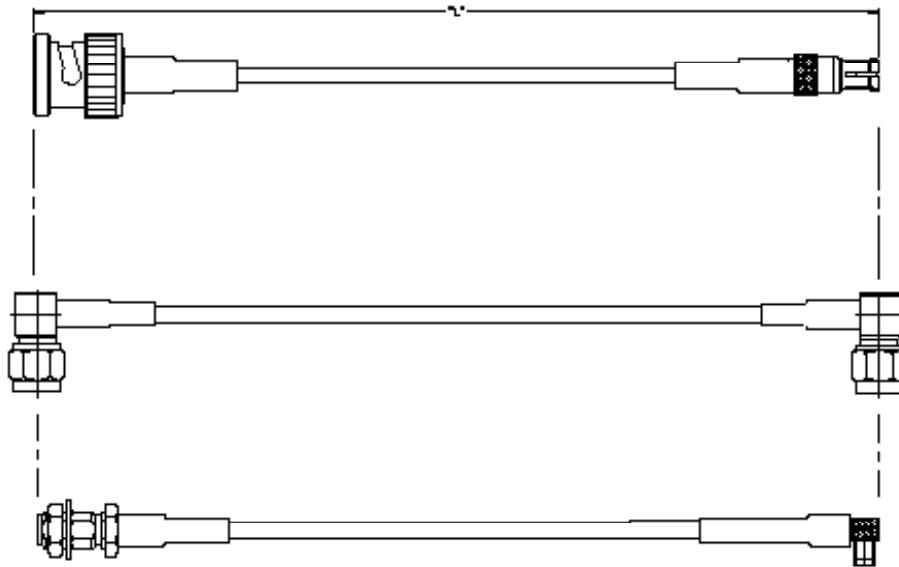
| Standard Cable Length | Cable Tolerance | Metric Cable Length | Cable Tolerance |
|-----------------------|-----------------|---------------------|-----------------|
| ≤1 ft | +1 in - 0.25 in | ≤0.3 m | +25 mm - 6 mm |
| >1 ft - 5 ft | +2 in - 1 in | >0.3 m - 1.5 m | +50 mm - 25 mm |
| >5 ft - 10 ft | +4 in - 2 in | >1.5 m - 3 m | +100 mm - 50 mm |
| >10 ft - 25 ft | +6 in - 3 in | >3 m - 7.5 m | +150 mm - 75 mm |
| >25 ft | +2 % - 1 % | >7.5 m | +2 % - 1 % |

Custom Solutions

Johnson offers more than 500 standard fixed length cable assemblies, with various connector configurations and lengths. Johnson also has more than 400 custom cable assemblies, which were designed to meet customer design specification requirements. If you do not see the cable assembly you require, we can design and manufacture one to meet your unique specifications.

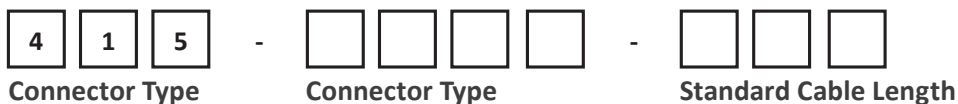
- Available Cable Options: Flexible, Semi-Rigid and Conformable
- CNC Hardline Bender (Semi-Rigid Cables)
- Available Connector Options: Standard and Custom
- Voltage/Continuity Tested
- 0 to 40 GHz
- 50 and 75 Ohms
- Prototype available upon request

Measurements of Cable Length

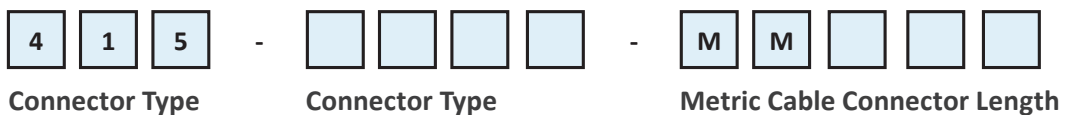


Johnson's cable length applies to the end of straight connectors. The length is applied to the vertical centroid of right angle connectors.

Part Number Index

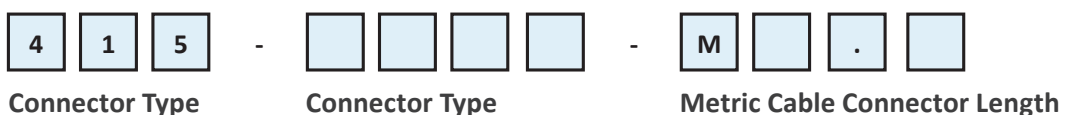


Part Number Example: 415-0037-012
 Part Number Description: 12" length cable



Part Number Example: 415-0037-MM150
 Part Number Description: 150 mm length cable

(less than 1 m)



Part Number Example: 415-0037-M1.5
 Part Number Description: 1.5 m length cable

(1 m and greater)

MMCX Straight Plug to MMCX Straight Plug

Connector by Cable Type: **RG-178** (135-3402-001) **RG-316** (135-3403-001)

| Part Number | Standard Cable Length | Metric Cable Length | Cable Type | Part Number | Standard Cable Length | Metric Cable Length | Cable Type |
|--------------|-----------------------|---------------------|------------|--------------|-----------------------|---------------------|------------|
| 415-0066-006 | 6" | 152 mm | RG-178 | 415-0067-006 | 6" | 152 mm | RG-316 |
| 415-0066-012 | 12" | 305 mm | RG-178 | 415-0067-012 | 12" | 305 mm | RG-316 |
| 415-0066-018 | 18" | 457 mm | RG-178 | 415-0067-018 | 18" | 457 mm | RG-316 |
| 415-0066-024 | 24" | 610 mm | RG-178 | 415-0067-024 | 24" | 610 mm | RG-316 |

MMCX Right Angle Plug to MMCX Right Angle Plug

Connector by Cable Type: **RG-178** (135-3402-101) **RG-316** (135-3403-101)

| Part Number | Standard Cable Length | Metric Cable Length | Cable Type | Part Number | Standard Cable Length | Metric Cable Length | Cable Type |
|----------------|-----------------------|---------------------|------------|----------------|-----------------------|---------------------|------------|
| 415-0068-MM150 | 5.9" | 150 mm | RG-178 | 415-0069-MM150 | 5.9" | 150 mm | RG-316 |
| 415-0068-006 | 6" | 152 mm | RG-178 | 415-0069-006 | 6" | 152 mm | RG-316 |
| 415-0068-MM250 | 9.84" | 250 mm | RG-178 | 415-0069-MM250 | 9.84" | 250 mm | RG-316 |
| 415-0068-012 | 12" | 305 mm | RG-178 | 415-0069-012 | 12" | 305 mm | RG-316 |
| 415-0068-018 | 18" | 457 mm | RG-178 | 415-0069-018 | 18" | 457 mm | RG-316 |
| 415-0068-MM500 | 19.7" | 500 mm | RG-178 | 415-0069-MM500 | 19.7" | 500 mm | RG-316 |
| 415-0068-024 | 24" | 610 mm | RG-178 | 415-0069-024 | 24" | 610 mm | RG-316 |
| 415-0068-MM750 | 29.53" | 750 mm | RG-178 | 415-0069-MM750 | 29.53" | 750 mm | RG-316 |

MMCX Straight Plug to SMA Straight Bulkhead Jack

Connector by Cable Type: **RG-178** (135-3402-001, 142-0302-431) **RG-316** (135-3403-001, 142-0303-411)

| Part Number | Standard Cable Length | Metric Cable Length | Cable Type | Part Number | Standard Cable Length | Metric Cable Length | Cable Type |
|----------------|-----------------------|---------------------|------------|----------------|-----------------------|---------------------|------------|
| 415-0070-MM150 | 5.9" | 150 mm | RG-178 | 415-0071-MM150 | 5.9" | 150 mm | RG-316 |
| 415-0070-006 | 6" | 152 mm | RG-178 | 415-0071-006 | 6" | 152 mm | RG-316 |
| 415-0070-MM250 | 9.84" | 250 mm | RG-178 | 415-0071-MM250 | 9.84" | 250 mm | RG-316 |
| 415-0070-012 | 12" | 305 mm | RG-178 | 415-0071-012 | 12" | 305 mm | RG-316 |
| 415-0070-018 | 18" | 457 mm | RG-178 | 415-0071-018 | 18" | 457 mm | RG-316 |
| 415-0070-MM500 | 19.7" | 500 mm | RG-178 | 415-0071-MM500 | 19.7" | 500 mm | RG-316 |
| 415-0070-024 | 24" | 610 mm | RG-178 | 415-0071-024 | 24" | 610 mm | RG-316 |
| 415-0070-MM750 | 29.53" | 750 mm | RG-178 | 415-0071-MM750 | 29.53" | 750mm | RG-316 |
| 415-0070-036 | 36" | 914 mm | RG-178 | 415-0071-036 | 36" | 914 mm | RG-316 |
| 415-0070-M1.0 | 39.4" | 1000 mm | RG-178 | 415-0071-M1.0 | 39.4" | 1000 mm | RG-316 |

MMCX Right Angle Plug to SMA Straight Bulkhead Jack

Connector by Cable Type: **RG-178** (135-3402-101, 142-0302-431) **RG-316** (135-3403-101, 142-0303-411)

| Part Number | Standard Cable Length | Metric Cable Length | Cable Type | Part Number | Standard Cable Length | Metric Cable Length | Cable Type |
|--------------|-----------------------|---------------------|------------|----------------|-----------------------|---------------------|------------|
| 415-0072-006 | 6" | 152 mm | RG-178 | 415-0073-MM150 | 5.9" | 150 mm | RG-316 |
| 415-0072-012 | 12" | 305 mm | RG-178 | 415-0073-006 | 6" | 152 mm | RG-316 |
| 415-0072-018 | 18" | 457 mm | RG-178 | 415-0073-MM250 | 9.84" | 250 mm | RG-316 |
| 415-0072-024 | 24" | 610 mm | RG-178 | 415-0073-012 | 12" | 305 mm | RG-316 |
| 415-0072-036 | 36" | 914 mm | RG-178 | 415-0073-018 | 18" | 457 mm | RG-316 |
| | | | | 415-0073-MM500 | 19.7" | 500 mm | RG-316 |
| | | | | 415-0073-024 | 24" | 610 mm | RG-316 |
| | | | | 415-0073-MM750 | 29.53" | 750mm | RG-316 |
| | | | | 415-0073-036 | 36" | 914 mm | RG-316 |
| | | | | 415-0073-M1.0 | 39.4" | 1000 mm | RG-316 |

MCX Straight Plug to MCX Straight Plug

Connector by Cable Type: **RG-178** (133-3402-021) **RG-316** (133-3403-001) **RG-316 DS** (133-3404-001)

| Part Number | Standard Cable Length | Metric Cable Length | Cable Type | Part Number | Standard Cable Length | Metric Cable Length | Cable Type |
|--------------|-----------------------|---------------------|------------|--------------|-----------------------|---------------------|------------|
| 415-0014-006 | 6" | 152 mm | RG-178 | 415-0018-024 | 24" | 610 mm | RG-316 |
| 415-0014-012 | 12" | 305 mm | RG-178 | 415-0018-030 | 30" | 762 mm | RG-316 |
| 415-0014-018 | 18" | 457 mm | RG-178 | 415-0018-036 | 36" | 914 mm | RG-316 |
| 415-0014-024 | 24" | 610 mm | RG-178 | 415-0020-006 | 6" | 152 mm | RG-316 DS |
| 415-0014-030 | 30" | 762 mm | RG-178 | 415-0020-012 | 12" | 305 mm | RG-316 DS |
| 415-0014-036 | 36" | 914 mm | RG-178 | 415-0020-018 | 18" | 457 mm | RG-316 DS |
| 415-0018-006 | 6" | 152 mm | RG-316 | 415-0020-024 | 24" | 610 mm | RG-316 DS |
| 415-0018-012 | 12" | 305 mm | RG-316 | 415-0020-030 | 30" | 762 mm | RG-316 DS |
| 415-0018-018 | 18" | 457 mm | RG-316 | 415-0020-036 | 36" | 914 mm | RG-316 DS |

MCX Straight Plug to MCX Straight Bulkhead Jack

Connector by Cable Type: **RG-316** (133-3403-001, 133-3303-401)

| Part Number | Standard Cable Length | Metric Cable Length | Cable Type | Part Number | Standard Cable Length | Metric Cable Length | Cable Type |
|----------------|-----------------------|---------------------|------------|----------------|-----------------------|---------------------|------------|
| 415-0016-MM150 | 5.9" | 150 mm | RG-316 | 415-0016-MM500 | 19.7" | 500 mm | RG-316 |
| 415-0016-006 | 6" | 152 mm | RG-316 | 415-0016-024 | 24" | 610 mm | RG-316 |
| 415-0016-MM250 | 9.84" | 250 mm | RG-316 | 415-0016-MM750 | 29.53" | 750 mm | RG-316 |
| 415-0016-012 | 12" | 305 mm | RG-316 | 415-0016-030 | 30" | 762 mm | RG-316 |
| 415-0016-018 | 18" | 457 mm | RG-316 | 415-0016-036 | 36" | 914 mm | RG-316 |
| | | | | 415-0016-M1.0 | 39.4" | 1000 mm | RG-316 |

MCX Straight Plug to MCX Right Angle Plug

Connector by Cable Type: **RG-316** (133-3403-001, 133-3403-101)

| Part Number | Standard Cable Length | Metric Cable Length | Cable Type | Part Number | Standard Cable Length | Metric Cable Length | Cable Type |
|--------------|-----------------------|---------------------|------------|--------------|-----------------------|---------------------|------------|
| 415-0017-006 | 6" | 152 mm | RG-316 | 415-0017-024 | 24" | 610 mm | RG-316 |
| 415-0017-012 | 12" | 305 mm | RG-316 | 415-0017-030 | 30" | 762 mm | RG-316 |
| 415-0017-018 | 18" | 457 mm | RG-316 | 415-0017-036 | 36" | 914 mm | RG-316 |

MCX Right Angle Plug to MCX Right Angle Plug

Connector by Cable Type: **RG-178** (133-3402-101) **RG-316** (133-3403-101) **RG-316 DS** (133-3404-101)

| Part Number | Standard Cable Length | Metric Cable Length | Cable Type | Part Number | Standard Cable Length | Metric Cable Length | Cable Type |
|----------------|-----------------------|---------------------|------------|----------------|-----------------------|---------------------|------------|
| 415-0015-MM150 | 5.9" | 150 mm | RG-178 | 415-0019-MM250 | 9.84" | 250 mm | RG-316 |
| 415-0015-006 | 6" | 152 mm | RG-178 | 415-0019-012 | 12" | 305 mm | RG-316 |
| 415-0015-MM250 | 9.84" | 250 mm | RG-178 | 415-0019-024 | 24" | 610 mm | RG-316 |
| 415-0015-012 | 12" | 305 mm | RG-178 | 415-0019-MM750 | 29.53" | 750 mm | RG-316 |
| 415-0015-018 | 18" | 457 mm | RG-178 | 415-0019-036 | 36" | 914 mm | RG-316 |
| 415-0015-MM500 | 19.7" | 500 mm | RG-178 | 415-0019-M1.0 | 39.4" | 1000 mm | RG-316 |
| 415-0015-024 | 24" | 610 mm | RG-178 | 415-0021-006 | 6" | 152 mm | RG-316 DS |
| 415-0015-MM750 | 29.53" | 750 mm | RG-178 | 415-0021-012 | 12" | 305 mm | RG-316 DS |
| 415-0015-036 | 36" | 914 mm | RG-178 | 415-0021-018 | 18" | 457 mm | RG-316 DS |
| 415-0015-M1.0 | 39.4" | 1000 mm | RG-178 | 415-0021-024 | 24" | 610 mm | RG-316 DS |
| 415-0019-MM150 | 5.9" | 150 mm | RG-316 | 415-0021-036 | 36" | 914 mm | RG-316 DS |
| 415-0019-006 | 6" | 152 mm | RG-316 | | | | |

MCX 75 Ohm Straight Plug to MCX 75 Ohm Straight Plug

Connector by Cable Type: **RG-179** (133-8433-001) **Belden 735A** (133-8445-001)

| Part Number | Standard Cable Length | Metric Cable Length | Cable Type | Part Number | Standard Cable Length | Metric Cable Length | Cable Type |
|--------------|-----------------------|---------------------|------------|--------------|-----------------------|---------------------|-------------|
| 415-0022-006 | 6" | 152 mm | RG-179 | 415-0023-006 | 6" | 152 mm | Belden 735A |
| 415-0022-012 | 12" | 305 mm | RG-179 | 415-0023-012 | 12" | 305 mm | Belden 735A |
| 415-0022-018 | 18" | 457 mm | RG-179 | 415-0023-018 | 18" | 457 mm | Belden 735A |
| 415-0022-024 | 24" | 610 mm | RG-179 | 415-0023-024 | 24" | 610 mm | Belden 735A |
| 415-0022-030 | 30" | 762 mm | RG-179 | 415-0023-030 | 30" | 762 mm | Belden 735A |
| 415-0022-036 | 36" | 914 mm | RG-179 | 415-0023-036 | 36" | 914 mm | Belden 735A |

MCX 75 Ohm Right Angle Plug to MCX 75 Ohm Right Angle Plug

Connector by Cable Type: **Belden 735A** (133-8445-101)

| Part Number | Standard Cable Length | Metric Cable Length | Cable Type | Part Number | Standard Cable Length | Metric Cable Length | Cable Type |
|--------------|-----------------------|---------------------|-------------|--------------|-----------------------|---------------------|-------------|
| 415-0024-006 | 6" | 152 mm | Belden 735A | 415-0024-024 | 24" | 610 mm | Belden 735A |
| 415-0024-012 | 12" | 305 mm | Belden 735A | 415-0024-030 | 30" | 762 mm | Belden 735A |
| 415-0024-018 | 18" | 457 mm | Belden 735A | 415-0024-036 | 36" | 914 mm | Belden 735A |

SMA Straight Plug to SMA Straight Plug

Connector by Cable Type: **RG-178** (142-0402-011) **RG-316** (142-0403-011) **RG-316 DS** (142-0404-011) **RG-58** (142-0407-011) **RG-142** (142-0408-011)

| Part Number | Standard Cable Length | Metric Cable Length | Cable Type | Part Number | Standard Cable Length | Metric Cable Length | Cable Type |
|----------------|-----------------------|---------------------|------------|----------------|-----------------------|---------------------|------------|
| 415-0025-MM150 | 5.9" | 150 mm | RG-178 | 415-0033-012 | 12" | 305 mm | RG-316 DS |
| 415-0025-006 | 6" | 152 mm | RG-178 | 415-0033-018 | 18" | 457 mm | RG-316 DS |
| 415-0025-MM250 | 9.84" | 250 mm | RG-178 | 415-0033-MM500 | 19.7" | 500 mm | RG-316 DS |
| 415-0025-012 | 12" | 305 mm | RG-178 | 415-0033-024 | 24" | 610 mm | RG-316 DS |
| 415-0025-018 | 18" | 457 mm | RG-178 | 415-0033-MM750 | 29.53" | 750 mm | RG-316 DS |
| 415-0025-MM500 | 19.7" | 500 mm | RG-178 | 415-0033-036 | 36" | 914 mm | RG-316 DS |
| 415-0025-024 | 24" | 610 mm | RG-178 | 415-0033-048 | 48" | 1219 mm | RG-316 DS |
| 415-0025-MM750 | 29.53" | 750 mm | RG-178 | 415-0033-M1.0 | 39.4" | 1000 mm | RG-316 DS |
| 415-0025-036 | 36" | 914 mm | RG-178 | 415-0033-M1.5 | 59.1" | 1500 mm | RG-316 DS |
| 415-0025-048 | 48" | 1219 mm | RG-178 | 415-0033-M2.0 | 78.7" | 2000 mm | RG-316 DS |
| 415-0025-M1.0 | 39.4" | 1000 mm | RG-178 | 415-0038-MM250 | 9.84" | 250 mm | RG-58 |
| 415-0025-M1.5 | 59.1" | 1500 mm | RG-178 | 415-0038-012 | 12" | 305 mm | RG-58 |
| 415-0029-MM150 | 5.9" | 150 mm | RG-316 | 415-0038-MM500 | 19.7 | 500 mm | RG-58 |
| 415-0029-006 | 6" | 152 mm | RG-316 | 415-0038-024 | 24" | 610 mm | RG-58 |
| 415-0029-MM250 | 9.84" | 250 mm | RG-316 | 415-0038-036 | 24" | 762 mm | RG-58 |
| 415-0029-012 | 12" | 305 mm | RG-316 | 415-0038-048 | 36" | 914 mm | RG-58 |
| 415-0029-018 | 18" | 457 mm | RG-316 | 415-0038-M1.0 | 39.4" | 1000 mm | RG-58 |
| 415-0029-MM500 | 19.7" | 500 mm | RG-316 | 415-0038-M1.5 | 59.1" | 1500 mm | RG-58 |
| 415-0029-024 | 24" | 610 mm | RG-316 | 415-0038-060 | 60" | 1524 mm | RG-58 |
| 415-0029-MM750 | 29.53" | 750 mm | RG-316 | 415-0038-M2.0 | 78.7" | 2000 mm | RG-58 |
| 415-0029-036 | 36" | 914 mm | RG-316 | 415-0043-MM250 | 9.84" | 250 mm | RG-142 |
| 415-0029-048 | 48" | 1219 mm | RG-316 | 415-0043-012 | 12" | 305 mm | RG-142 |
| 415-0029-M1.0 | 39.4" | 1000 mm | RG-316 | 415-0043-MM500 | 19.7 | 500 mm | RG-142 |
| 415-0029-M1.5 | 59.1" | 1500 mm | RG-316 | 415-0043-024 | 24" | 610 mm | RG-142 |
| 415-0029-M2.0 | 78.7" | 2000 mm | RG-316 | 415-0043-036 | 36" | 914 mm | RG-142 |
| 415-0029-M3.0 | 118.1" | 3000 mm | RG-316 | 415-0043-M1.0 | 39.4" | 1000 mm | RG-142 |
| 415-0033-MM150 | 5.9" | 150 mm | RG-316 DS | 415-0043-048 | 48" | 1219 mm | RG-142 |
| 415-0033-006 | 6" | 152 mm | RG-316 DS | 415-0043-M1.5 | 59.1" | 1500 mm | RG-142 |
| 415-0033-MM250 | 9.84" | 250 mm | RG-316 DS | 415-0043-060 | 60" | 1524 mm | RG-142 |

SMA Straight Hand Formable Plug to SMA Straight Hand Formable Plug

Connector by Cable Type: **0.086 Conformable** (142-0693-001)

| Part Number | Standard Cable Length | Metric Cable Length | Cable Type |
|----------------|-----------------------|---------------------|------------|
| 415-0081-MM75 | 2.95" | 75 mm | .086 |
| 415-0081-003 | 3" | 76 mm | .086 |
| 415-0081-MM100 | 3.93" | 100 mm | .086 |
| 415-0081-004 | 4" | 102 mm | .086 |
| 415-0081-MM125 | 4.9" | 125 mm | .086 |
| 415-0081-005 | 5" | 127 mm | .086 |
| 415-0081-MM150 | 5.9" | 150 mm | .086 |
| 415-0081-006 | 6" | 152 mm | .086 |
| 415-0081-MM175 | 6.89" | 175 mm | .086 |

| Part Number | Standard Cable Length | Metric Cable Length | Cable Type |
|----------------|-----------------------|---------------------|------------|
| 415-0081-007 | 7" | 178 mm | .086 |
| 415-0081-MM200 | 7.87" | 200 mm | .086 |
| 415-0081-008 | 8" | 203 mm | .086 |
| 415-0081-MM250 | 9.84" | 250 mm | .086 |
| 415-0081-012 | 12" | 305 mm | .086 |
| 415-0081-018 | 18" | 457 mm | .086 |
| 415-0081-MM500 | 19.7" | 500 mm | .086 |
| 415-0081-024 | 24" | 610 mm | .086 |
| 415-0081-MM750 | 29.53" | 750 mm | .086 |

SMA Straight Hand Formable Plug to SMA Straight Hand Formable Plug

Connector by Cable Type: **0.141 Conformable** (142-0694-001)

| Part Number | Standard Cable Length | Metric Cable Length | Cable Type |
|----------------|-----------------------|---------------------|------------|
| 415-0082-MM75 | 2.95" | 75 mm | .141 |
| 415-0082-003 | 3" | 76 mm | .141 |
| 415-0082-MM100 | 3.93" | 100 mm | .141 |
| 415-0082-004 | 4" | 102 mm | .141 |
| 415-0082-MM125 | 4.9" | 125 mm | .141 |
| 415-0082-005 | 5" | 127 mm | .141 |
| 415-0082-MM150 | 5.9" | 150 mm | .141 |
| 415-0082-006 | 6" | 152 mm | .141 |
| 415-0082-MM175 | 6.89" | 175 mm | .141 |

| Part Number | Standard Cable Length | Metric Cable Length | Cable Type |
|----------------|-----------------------|---------------------|------------|
| 415-0082-007 | 7" | 178 mm | .141 |
| 415-0082-MM200 | 7.87" | 200 mm | .141 |
| 415-0082-008 | 8" | 203 mm | .141 |
| 415-0082-MM250 | 9.84" | 250 mm | .141 |
| 415-0082-012 | 12" | 305 mm | .141 |
| 415-0082-018 | 18" | 457 mm | .141 |
| 415-0082-MM500 | 19.7" | 500 mm | .141 |
| 415-0082-024 | 24" | 610 mm | .141 |
| 415-0082-MM750 | 29.53" | 750 mm | .141 |

SMA Straight Plug to SMA Straight Bulkhead Jack

Connector by Cable Type: **RG-316** (142-0403-011, 142-0303-411) **RG-316 DS** (142-0404-011, 142-0304-411)
RG-58 (142-0407-011, 142-0307-411) **RG-142** (142-0408-011, 142-0308-411)

| Part Number | Standard Cable Length | Metric Cable Length | Cable Type |
|----------------|-----------------------|---------------------|------------|
| 415-0031-MM150 | 5.9" | 150 mm | RG-316 |
| 415-0031-006 | 6" | 152 mm | RG-316 |
| 415-0031-MM250 | 9.84" | 250 mm | RG-316 |
| 415-0031-012 | 12" | 305 mm | RG-316 |
| 415-0031-018 | 18" | 457 mm | RG-316 |
| 415-0031-MM500 | 19.7" | 500 mm | RG-316 |
| 415-0031-024 | 24" | 610 mm | RG-316 |
| 415-0031-MM750 | 29.53" | 750 mm | RG-316 |
| 415-0031-036 | 36" | 914 mm | RG-316 |
| 415-0031-M1.0 | 39.4" | 1000 mm | RG-316 |
| 415-0031-048 | 48" | 1219 mm | RG-316 |
| 415-0031-M1.5 | 59.1" | 1500 mm | RG-316 |
| 415-0035-006 | 6" | 152 mm | RG-316 DS |
| 415-0035-012 | 12" | 305 mm | RG-316 DS |

| Part Number | Standard Cable Length | Metric Cable Length | Cable Type |
|--------------|-----------------------|---------------------|------------|
| 415-0035-018 | 18" | 457 mm | RG-316 DS |
| 415-0035-024 | 24" | 610 mm | RG-316 DS |
| 415-0035-036 | 36" | 914mm | RG-316 DS |
| 415-0035-048 | 48" | 1219mm | RG-316 DS |
| 415-0040-012 | 12" | 305 mm | RG-58 |
| 415-0040-024 | 24" | 610 mm | RG-58 |
| 415-0040-036 | 36" | 914 mm | RG-58 |
| 415-0040-048 | 48" | 1219 mm | RG-58 |
| 415-0040-060 | 60" | 1524 mm | RG-58 |
| 415-0045-012 | 12" | 305 mm | RG-142 |
| 415-0045-024 | 24" | 610 mm | RG-142 |
| 415-0045-036 | 36" | 914mm | RG-142 |
| 415-0045-048 | 48" | 1219 mm | RG-142 |
| 415-0045-060 | 60" | 1524 mm | RG-142 |

SMA Straight Plug to SMA Right Angle Plug

Connector by Cable Type: **RG-178** (142-0402-011, 142-0402-101) **RG-316** (142-0403-011, 142-0403-101) **RG-316 DS** (142-0404-011, 142-0404-101) **RG-142** (142-0408-011, 142-0408-101)

| Part Number | Standard Cable Length | Metric Cable Length | Cable Type |
|----------------|-----------------------|---------------------|------------|
| 415-0026-006 | 6" | 152 mm | RG-178 |
| 415-0026-012 | 12" | 305 mm | RG-178 |
| 415-0026-018 | 18" | 457 mm | RG-178 |
| 415-0026-024 | 24" | 610 mm | RG-178 |
| 415-0026-036 | 36" | 914mm | RG-178 |
| 415-0026-048 | 48" | 152 mm | RG-178 |
| 415-0030-MM150 | 5.9" | 150 mm | RG-316 |
| 415-0030-006 | 6" | 152 mm | RG-316 |
| 415-0030-MM250 | 9.84" | 250 mm | RG-316 |
| 415-0030-012 | 12" | 305 mm | RG-316 |
| 415-0030-018 | 18" | 457 mm | RG-316 |
| 415-0030-MM500 | 19.7" | 500 mm | RG-316 |
| 415-0030-024 | 24" | 610 mm | RG-316 |
| 415-0030-MM750 | 29.53" | 750 mm | RG-316 |
| 415-0030-036 | 36" | 914 mm | RG-316 |
| 415-0030-M1.0 | 39.4" | 1000 mm | RG-316 |
| 415-0030-048 | 48" | 1219 mm | RG-316 |
| 415-0030-M1.5 | 59.1" | 1500 mm | RG-316 |

| Part Number | Standard Cable Length | Metric Cable Length | Cable Type |
|----------------|-----------------------|---------------------|------------|
| 415-0034-MM150 | 5.9" | 150 mm | RG-316 DS |
| 415-0034-006 | 6" | 152 mm | RG-316 DS |
| 415-0034-MM250 | 9.84" | 250 mm | RG-316 DS |
| 415-0034-012 | 12" | 305 mm | RG-316 DS |
| 415-0034-018 | 18" | 457 mm | RG-316 DS |
| 415-0034-MM500 | 19.7" | 500 mm | RG-316 DS |
| 415-0034-024 | 24" | 610 mm | RG-316 DS |
| 415-0034-MM750 | 29.53" | 750 mm | RG-316 DS |
| 415-0034-036 | 36" | 914 mm | RG-316 DS |
| 415-0034-M1.0 | 39.4" | 1000 mm | RG-316 DS |
| 415-0034-048 | 48" | 1219 mm | RG-316 DS |
| 415-0034-M1.5 | 59.1" | 1500 mm | RG-316 DS |
| 415-0044-012 | 12" | 305 mm | RG-142 |
| 415-0044-024 | 24" | 610 mm | RG-142 |
| 415-0044-036 | 36" | 914mm | RG-142 |
| 415-0044-048 | 48" | 1219 mm | RG-142 |
| 415-0004-060 | 60" | 1524 mm | RG-142 |

SMA Right Angle Plug to SMA Right Angle Plug

Connector by Cable Type: **RG-178** (142-0402-101) **RG-316** (142-0403-101) **RG-316 DS** (142-0404-101) **RG-58** (142-0407-101) **RG-142** (142-0408-101)

| Part Number | Standard Cable Length | Metric Cable Length | Cable Type |
|----------------|-----------------------|---------------------|------------|
| 415-0027-MM150 | 5.9" | 150 mm | RG-178 |
| 415-0027-006 | 6" | 152 mm | RG-178 |
| 415-0027-MM250 | 9.84" | 250 mm | RG-178 |
| 415-0027-012 | 12" | 305 mm | RG-178 |
| 415-0027-024 | 24" | 610 mm | RG-178 |
| 415-0027-MM750 | 29.53" | 750 mm | RG-178 |
| 415-0027-036 | 36" | 914 mm | RG-178 |
| 415-0027-M1.0 | 39.4" | 1000 mm | RG-178 |
| 415-0027-048 | 48" | 1219 mm | RG-178 |
| 415-0027-M1.5 | 59.1" | 1500 mm | RG-178 |
| 415-0032-MM150 | 5.9" | 150 mm | RG-316 |
| 415-0032-006 | 6" | 152 mm | RG-316 |
| 415-0032-MM250 | 9.84" | 250 mm | RG-316 |
| 415-0032-012 | 12" | 305 mm | RG-316 |
| 415-0032-MM500 | 19.7" | 500 mm | RG-316 |
| 415-0032-018 | 18" | 457 mm | RG-316 |
| 415-0032-024 | 24" | 610 mm | RG-316 |
| 415-0032-MM750 | 29.53" | 750 mm | RG-316 |
| 415-0032-036 | 36" | 914 mm | RG-316 |

| Part Number | Standard Cable Length | Metric Cable Length | Cable Type |
|---------------|-----------------------|---------------------|------------|
| 415-0032-M1.0 | 39.4" | 1000 mm | RG-316 |
| 415-0032-048 | 48" | 1219 mm | RG-316 |
| 415-0032-M1.5 | 59.1" | 1500 mm | RG-316 |
| 415-0036-006 | 6" | 152 mm | RG-316 DS |
| 415-0036-012 | 12" | 305 mm | RG-316 DS |
| 415-0036-018 | 18" | 457 mm | RG-316 DS |
| 415-0036-024 | 24" | 610 mm | RG-316 DS |
| 415-0036-036 | 36" | 914 mm | RG-316 DS |
| 415-0036-048 | 48" | 1219 mm | RG-316 DS |
| 415-0041-012 | 12" | 305 mm | RG-58 |
| 415-0041-024 | 24" | 610 mm | RG-58 |
| 415-0041-036 | 36" | 914mm | RG-58 |
| 415-0041-048 | 48" | 1219 mm | RG-58 |
| 415-0041-060 | 60" | 1524 mm | RG-58 |
| 415-0046-012 | 12" | 305 mm | RG-142 |
| 415-0046-024 | 24" | 610 mm | RG-142 |
| 415-0046-036 | 36" | 914mm | RG-142 |
| 415-0046-048 | 48" | 1219 mm | RG-142 |
| 415-0046-060 | 60" | 1524 mm | RG-142 |

SMA Right Angle Plug to SMA Straight Bulkhead Jack

Connector by Cable Type: **RG-316** (142-0403-101, 142-0303-411) **RG-316 DS** (142-0404-101, 142-0304-411) **RG-142** (142-0408-101, 142-0308-411)

| Part Number | Standard Cable Length | Metric Cable Length | Cable Type | Part Number | Standard Cable Length | Metric Cable Length | Cable Type |
|--------------|-----------------------|---------------------|------------|--------------|-----------------------|---------------------|------------|
| 415-0074-006 | 6" | 152 mm | RG-316 | 415-0064-036 | 36" | 914 mm | RG-316 DS |
| 415-0074-012 | 12" | 305 mm | RG-316 | 415-0064-048 | 48" | 1219 mm | RG-316 DS |
| 415-0074-024 | 24" | 610 mm | RG-316 | 415-0075-006 | 6" | 152 mm | RG-142 |
| 415-0074-036 | 36" | 914 mm | RG-316 | 415-0075-012 | 12" | 305 mm | RG-142 |
| 415-0074-048 | 48" | 1219 mm | RG-316 | 415-0075-024 | 24" | 610 mm | RG-142 |
| 415-0064-006 | 6" | 152 mm | RG-316 DS | 415-0075-036 | 36" | 914 mm | RG-142 |
| 415-0064-012 | 12" | 305 mm | RG-316 DS | 415-0075-048 | 48" | 1219 mm | RG-142 |
| 415-0064-024 | 24" | 610 mm | RG-316 DS | | | | |

SMA Quick-Connect Straight Plug to SMA Quick-Connect Straight Plug

Connector by Cable Type: **RG-316** (142-1403-001) **RG-316 DS** (142-1404-001) **RG-142** (142-1408-001)

| Part Number | Standard Cable Length | Metric Cable Length | Cable Type | Part Number | Standard Cable Length | Metric Cable Length | Cable Type |
|--------------|-----------------------|---------------------|------------|--------------|-----------------------|---------------------|------------|
| 415-0065-006 | 6" | 152 mm | RG-316 | 415-0076-012 | 12" | 305 mm | RG-316 DS |
| 415-0065-012 | 12" | 305 mm | RG-316 | 415-0076-024 | 24" | 610 mm | RG-316 DS |
| 415-0065-018 | 18" | 457 mm | RG-316 | 415-0076-036 | 36" | 914 mm | RG-316 DS |
| 415-0065-024 | 24" | 610 mm | RG-316 | 415-0077-012 | 12" | 305 mm | RG-142 |
| 415-0065-036 | 36" | 914 mm | RG-316 | 415-0077-024 | 24" | 610 mm | RG-142 |
| 415-0065-048 | 48" | 1219 mm | RG-316 | 415-0077-036 | 36" | 914 mm | RG-142 |

SMA Quick-Connect Straight Plug to SMA Straight Plug

Connector by Cable Type: **RG-316 DS** (142-1404-001, 142-0404-011) **RG-142** (142-1408-001, 142-0408-011)

| Part Number | Standard Cable Length | Metric Cable Length | Cable Type | Part Number | Standard Cable Length | Metric Cable Length | Cable Type |
|--------------|-----------------------|---------------------|------------|--------------|-----------------------|---------------------|------------|
| 415-0078-012 | 12" | 305 mm | RG-316 DS | 415-0079-012 | 12" | 305 mm | RG-142 |
| 415-0078-024 | 24" | 610 mm | RG-316 DS | 415-0079-024 | 24" | 610 mm | RG-142 |
| 415-0078-036 | 36" | 914 mm | RG-316 DS | 415-0079-036 | 36" | 914 mm | RG-142 |

SMA Straight Bulkhead Jack to Right Angle MCX Plug

Connector by Cable Type: **RG-316 DS** (142-0304-411, 133-3404-101)

| Part Number | Standard Cable Length | Metric Cable Length | Cable Type | Part Number | Standard Cable Length | Metric Cable Length | Cable Type |
|--------------|-----------------------|---------------------|------------|--------------|-----------------------|---------------------|------------|
| 415-0181-006 | 6" | 152 mm | RG-316 DS | 415-0181-036 | 36" | 914 mm | RG-316 DS |
| 415-0181-012 | 12" | 305 mm | RG-316 DS | 415-0181-048 | 48" | 1219 mm | RG-316 DS |
| 415-0181-024 | 24" | 610 mm | RG-316 DS | 415-0181-060 | 60" | 1524 mm | RG-316 DS |

SMB Straight Plug to SMB Straight Plug

Connector by Cable Type: **RG-316** (131-1403-001)

| Part Number | Standard Cable Length | Metric Cable Length | Cable Type |
|----------------|-----------------------|---------------------|------------|
| 415-0003-MM150 | 5.9" | 150 mm | RG-316 |
| 415-0003-006 | 6" | 152 mm | RG-316 |
| 415-0003-MM250 | 9.84" | 250 mm | RG-316 |
| 415-0003-012 | 12" | 305 mm | RG-316 |
| 415-0003-018 | 18" | 457 mm | RG-316 |

| Part Number | Standard Cable Length | Metric Cable Length | Cable Type |
|----------------|-----------------------|---------------------|------------|
| 415-0003-MM500 | 19.7" | 500 mm | RG-316 |
| 415-0003-024 | 24" | 610 mm | RG-316 |
| 415-0003-MM750 | 29.53" | 750 mm | RG-316 |
| 415-0003-036 | 36" | 914 mm | RG-316 |
| 415-0003-M1.0 | 39.4" | 1000 mm | RG-316 |

SMB Straight Plug to SMB Right Angle Plug

Connector by Cable Type: **RG-178** (131-3402-001, 131-1402-101) **RG-316** (131-1403-001, 131-1403-101) **RG-316 DS** (131-1404-001, 131-1404-101)

| Part Number | Standard Cable Length | Metric Cable Length | Cable Type |
|--------------|-----------------------|---------------------|------------|
| 415-0007-006 | 6" | 152 mm | RG-178 |
| 415-0007-012 | 12" | 305 mm | RG-178 |
| 415-0007-018 | 18" | 457 mm | RG-178 |
| 415-0007-024 | 24" | 610 mm | RG-178 |
| 415-0007-030 | 30" | 762 mm | RG-178 |
| 415-0007-036 | 36" | 914 mm | RG-178 |
| 415-0002-006 | 6" | 152 mm | RG-316 |
| 415-0002-012 | 12" | 305 mm | RG-316 |
| 415-0002-018 | 18" | 457 mm | RG-316 |

| Part Number | Standard Cable Length | Metric Cable Length | Cable Type |
|--------------|-----------------------|---------------------|------------|
| 415-0002-024 | 24" | 610 mm | RG-316 |
| 415-0002-030 | 30" | 762 mm | RG-316 |
| 415-0002-036 | 36" | 914 mm | RG-316 |
| 415-0005-006 | 6" | 152 mm | RG-316 DS |
| 415-0005-012 | 12" | 305 mm | RG-316 DS |
| 415-0005-018 | 18" | 457 mm | RG-316 DS |
| 415-0005-024 | 24" | 610 mm | RG-316 DS |
| 415-0005-030 | 30" | 762 mm | RG-316 DS |
| 415-0005-036 | 36" | 914 mm | RG-316 DS |

SMB Right Angle Plug to SMB Right Angle Plug

Connector by Cable Type: **RG-178** (131-1402-101) **RG-316** (131-1403-101) **RG-316 DS** (131-1404-101)

| Part Number | Standard Cable Length | Metric Cable Length | Cable Type |
|----------------|-----------------------|---------------------|------------|
| 415-0001-MM150 | 5.9" | 150 mm | RG-178 |
| 415-0001-006 | 6" | 152 mm | RG-178 |
| 415-0001-MM250 | 9.84" | 250 mm | RG-178 |
| 415-0001-012 | 12" | 305 mm | RG-178 |
| 415-0001-018 | 18" | 457 mm | RG-178 |
| 415-0001-MM500 | 19.7" | 500 mm | RG-178 |
| 415-0001-024 | 24" | 610 mm | RG-178 |
| 415-0001-MM750 | 29.53" | 750 mm | RG-178 |
| 415-0001-030 | 30" | 762 mm | RG-178 |
| 415-0001-036 | 36" | 914 mm | RG-178 |
| 415-0001-M1.0 | 39.4" | 1000 mm | RG-178 |
| 415-0004-MM150 | 5.9" | 150 mm | RG-316 |
| 415-0004-006 | 6" | 152 mm | RG-316 |
| 415-0004-MM250 | 9.84" | 250 mm | RG-316 |

| Part Number | Standard Cable Length | Metric Cable Length | Cable Type |
|----------------|-----------------------|---------------------|------------|
| 415-0004-012 | 12" | 305 mm | RG-316 |
| 415-0004-018 | 18" | 457 mm | RG-316 |
| 415-0004-MM500 | 19.7" | 500 mm | RG-316 |
| 415-0004-024 | 24" | 610 mm | RG-316 |
| 415-0004-MM750 | 29.53" | 750 mm | RG-316 |
| 415-0004-030 | 30" | 762 mm | RG-316 |
| 415-0004-036 | 36" | 914 mm | RG-316 |
| 415-0004-M1.0 | 39.4" | 1000 mm | RG-316 |
| 415-0006-006 | 6" | 152 mm | RG-316 DS |
| 415-0006-012 | 12" | 305 mm | RG-316 DS |
| 415-0006018 | 18" | 457 mm | RG-316 DS |
| 415-0006-024 | 24" | 610 mm | RG-316 DS |
| 415-0006-030 | 30" | 762 mm | RG-316 DS |
| 415-0006-036 | 36" | 914 mm | RG-316 DS |

SMB Mini-75 Ohm Straight Plug to SMB Mini-75 Ohm Straight Plug

Connector by Cable Type: **RG-179** (131-8403-011) **RG-179 DS** (131-8404-011)

| Part Number | Standard Cable Length | Metric Cable Length | Cable Type | Part Number | Standard Cable Length | Metric Cable Length | Cable Type |
|--------------|-----------------------|---------------------|------------|--------------|-----------------------|---------------------|------------|
| 415-0008-006 | 6" | 152 mm | RG-179 | 415-0010-006 | 6" | 152 mm | RG-179 DS |
| 415-0008-012 | 12" | 305 mm | RG-179 | 415-0010-012 | 12" | 305 mm | RG-179 DS |
| 415-0008-018 | 18" | 457 mm | RG-179 | 415-0010-018 | 18" | 457 mm | RG-179 DS |
| 415-0008-024 | 24" | 610 mm | RG-179 | 415-0010-024 | 24" | 610 mm | RG-179 DS |
| 415-0008-030 | 30" | 762 mm | RG-179 | 415-0010-030 | 30" | 762 mm | RG-179 DS |
| 415-0008-036 | 36" | 914 mm | RG-179 | 415-0010-036 | 36" | 914 mm | RG-179 DS |

SMB Mini-75 Ohm Right Angle Plug to SMB Mini-75 Ohm Right Angle Plug

Connector by Cable Type: **RG-179** (131-8403-111) **RG-179 DS** (131-8404-111) **Belden 735A** (131-8445-101)

| Part Number | Standard Cable Length | Metric Cable Length | Cable Type | Part Number | Standard Cable Length | Metric Cable Length | Cable Type |
|--------------|-----------------------|---------------------|------------|--------------|-----------------------|---------------------|-------------|
| 415-0009-006 | 6" | 152 mm | RG-179 | 415-0011-024 | 24" | 610 mm | RG-179 DS |
| 415-0009-012 | 12" | 305 mm | RG-179 | 415-0011-030 | 30" | 762 mm | RG-179 DS |
| 415-0009-018 | 18" | 457 mm | RG-179 | 415-0011-036 | 36" | 914 mm | RG-179 DS |
| 415-0009-024 | 24" | 610 mm | RG-179 | 415-0013-006 | 6" | 152 mm | Belden 735A |
| 415-0009-030 | 30" | 762 mm | RG-179 | 415-0013-012 | 12" | 305 mm | Belden 735A |
| 415-0009-036 | 36" | 914 mm | RG-179 | 415-0013-018 | 18" | 457 mm | Belden 735A |
| 415-0011-006 | 6" | 152 mm | RG-179 DS | 415-0013-024 | 24" | 610 mm | Belden 735A |
| 415-0011-012 | 12" | 305 mm | RG-179 DS | 415-0013-030 | 30" | 762 mm | Belden 735A |
| 415-0011-018 | 18" | 457 mm | RG-179 DS | 415-0013-036 | 36" | 914 mm | Belden 735A |

N Straight Plug to N Straight Plug

Connector by Cable Type: **RG-58** (CPN-1) **RG-142** (CPN-142T) **RG-8** (CPN-8) **RG-213** (CPN-8)

| Part Number | Standard Cable Length | Metric Cable Length | Cable Type | Part Number | Standard Cable Length | Metric Cable Length | Cable Type |
|--------------|-----------------------|---------------------|------------|--------------|-----------------------|---------------------|------------|
| 415-0058-012 | 12" | 305 mm | RG-58 | 415-0062-012 | 12" | 305 mm | RG-8 |
| 415-0058-024 | 24" | 610 mm | RG-58 | 415-0062-024 | 24" | 610 mm | RG-8 |
| 415-0058-036 | 36" | 914 mm | RG-58 | 415-0062-036 | 36" | 914 mm | RG-8 |
| 415-0058-048 | 48" | 1219 mm | RG-58 | 415-0062-048 | 48" | 1219 mm | RG-8 |
| 415-0058-060 | 60" | 1524 mm | RG-58 | 415-0062-060 | 60" | 1524 mm | RG-8 |
| 415-0060-012 | 12" | 305 mm | RG-142 | 415-0063-012 | 12" | 305 mm | RG-213 |
| 415-0060-024 | 24" | 610 mm | RG-142 | 415-0063-024 | 24" | 610 mm | RG-213 |
| 415-0060-036 | 36" | 914 mm | RG-142 | 415-0063-036 | 36" | 914 mm | RG-213 |
| 415-0060-048 | 48" | 1219 mm | RG-142 | 415-0063-048 | 48" | 1219 mm | RG-213 |
| 415-0060-060 | 60" | 1524 mm | RG-142 | 415-0063-060 | 60" | 1524 mm | RG-213 |

BNC Straight Plug to BNC Straight Plug with Boot

Connector by Cable Type: **RG-58** (CPMC-88-1) **RG-58 PLENUM** (CPMC-88-10) **RG-59** (CPMC-88-2) **Belden 8218** (CPMC-88-18)

| Part Number | Standard Cable Length | Metric Cable Length | Cable Type | Part Number | Standard Cable Length | Metric Cable Length | Cable Type |
|----------------|-----------------------|---------------------|--------------|------------------------|-----------------------|---------------------|--------------|
| 415-0054-MM250 | 9.84" | 250 mm | RG-58 | 415-0055-048 | 48" | 1219 mm | RG-59 PLENUM |
| 415-0054-012 | 12" | 305 mm | RG-58 | 415-0055-060 | 60" | 1524 mm | RG-59 PLENUM |
| 415-0054-MM500 | 19.7" | 500 mm | RG-58 | 415-0057-012 | 12" | 305 mm | RG-59 |
| 415-0054-024 | 24" | 610 mm | RG-58 | 415-0057-024 | 24" | 610 mm | RG-59 |
| 415-0054-MM750 | 29.53" | 750 mm | RG-58 | 415-0057-036 | 36" | 914 mm | RG-59 |
| 415-0054-036 | 36" | 914 mm | RG-58 | 415-0057-048 | 48" | 1219 mm | RG-59 |
| 415-0054-M1.0 | 39.4" | 1000 mm | RG-58 | 415-0057-060 | 60" | 1524 mm | RG-59 |
| 415-0054-048 | 48" | 1219 mm | RG-58 | With Heatshrink | | | |
| 415-0054-M1.5 | 59.1" | 1500 mm | RG-58 | 415-0056-012 | 12" | 305 mm | Belden 8218 |
| 415-0054-060 | 60" | 1524 mm | RG-58 | 415-0056-024 | 24" | 610 mm | Belden 8218 |
| 415-0055-012 | 12" | 305 mm | RG-59 PLENUM | 415-0056-036 | 36" | 914 mm | Belden 8218 |
| 415-0055-024 | 24" | 610 mm | RG-59 PLENUM | 415-0056-048 | 48" | 1219 mm | Belden 8218 |
| 415-0055-036 | 36" | 914 mm | RG-59 PLENUM | 415-0056-060 | 60" | 1524 mm | Belden 8218 |

75 Ohm BNC Straight Plug to 75 Ohm BNC Straight Plug with Boot or Heatshrink

Connector by Cable Type: **RG-59** (CPMC-68-2) **Belden 734A** (CPMC-68-35) **Belden 8218** (CPMC-68-18) **Belden 8281** (CPMC-68-3) **Commscope 735** (CPMC-68-33) **Belden 735A** (CPMC-68-33) **Belden 1694A** (CPMC-68-45)

| Part Number | Standard Cable Length | Metric Cable Length | Cable Type | Part Number | Standard Cable Length | Metric Cable Length | Cable Type |
|------------------|-----------------------|---------------------|-------------|------------------------|-----------------------|---------------------|---------------|
| with Boot | | | | with Heatshrink | | | |
| 415-0048-012 | 12" | 305 mm | RG-59 | 415-0047-012 | 12" | 305 mm | Belden 8218 |
| 415-0048-024 | 24" | 610 mm | RG-59 | 415-0047-024 | 24" | 610 mm | Belden 8218 |
| 415-0048-036 | 36" | 914 mm | RG-59 | 415-0047-036 | 36" | 914 mm | Belden 8218 |
| 415-0048-048 | 48" | 1219 mm | RG-59 | 415-0047-048 | 48" | 1219 mm | Belden 8218 |
| 415-0048-060 | 60" | 1524 mm | RG-59 | 415-0047-060 | 60" | 1524 mm | Belden 8218 |
| 415-0052-012 | 12" | 305 mm | Belden 734A | 415-0049-012 | 12" | 305 mm | Belden 8281 |
| 415-0052-024 | 24" | 610 mm | Belden 734A | 415-0049-024 | 24" | 610 mm | Belden 8281 |
| 415-0052-036 | 36" | 914 mm | Belden 734A | 415-0049-036 | 36" | 914 mm | Belden 8281 |
| 415-0052-048 | 48" | 1219 mm | Belden 734A | 415-0049-048 | 48" | 1219 mm | Belden 8281 |
| 415-0052-060 | 60" | 1524 mm | Belden 734A | 415-0049-060 | 60" | 1524 mm | Belden 8281 |
| | | | | 415-0050-012 | 12" | 305 mm | Commscope 735 |
| | | | | 415-0050-024 | 24" | 610 mm | Commscope 735 |
| | | | | 415-0050-036 | 36" | 914 mm | Commscope 735 |
| | | | | 415-0050-048 | 48" | 1219 mm | Commscope 735 |
| | | | | 415-0050-060 | 60" | 1524 mm | Commscope 735 |
| | | | | 415-0051-012 | 12" | 305 mm | Belden 735A |
| | | | | 415-0051-024 | 24" | 610 mm | Belden 735A |
| | | | | 415-0051-036 | 36" | 914 mm | Belden 735A |
| | | | | 415-0051-048 | 48" | 1219 mm | Belden 735A |
| | | | | 415-0051-060 | 60" | 1524 mm | Belden 735A |
| | | | | 415-0053-012 | 12" | 305 mm | Belden 1694A |
| | | | | 415-0053-024 | 24" | 610 mm | Belden 1694A |
| | | | | 415-0053-036 | 36" | 914 mm | Belden 1694A |
| | | | | 415-0053-048 | 48" | 1219 mm | Belden 1694A |
| | | | | 415-0053-060 | 60" | 1524 mm | Belden 1694A |

SMA Straight Plug to BNC Straight Plug

Connector by Cable Type: **RG-316** (142-0403-011, CPM-88-19) **RG-58** (142-0407-011, CPMC-88-1) **RG-142** (142-0408-011, CPMC-88-13)

| Part Number | Standard Cable Length | Metric Cable Length | Cable Type |
|----------------|-----------------------|---------------------|------------|
| 415-0028-MM150 | 5.9" | 150 mm | RG-316 |
| 415-0028-006 | 6" | 152 mm | RG-316 |
| 415-0028-MM250 | 9.84" | 250 mm | RG-316 |
| 415-0028-012 | 12" | 305 mm | RG-316 |
| 415-0028-018 | 18" | 457 mm | RG-316 |
| 415-0028-MM500 | 19.7" | 500 mm | RG-316 |
| 415-0028-024 | 24" | 610 mm | RG-316 |
| 415-0028-MM750 | 29.53" | 750 mm | RG-316 |
| 415-0028-036 | 36" | 914 mm | RG-316 |
| 415-0028-M1.0 | 39.4" | 1000 mm | RG-316 |
| 415-0028-048 | 48" | 1219 mm | RG-316 |
| 415-0028-M1.5 | 59.1" | 1500 mm | RG-316 |
| 415-0028-M2.0 | 78.7" | 2000 mm | RG-316 |
| 415-0037-MM250 | 9.84" | 250 mm | RG-58 |

| Part Number | Standard Cable Length | Metric Cable Length | Cable Type |
|----------------|-----------------------|---------------------|------------|
| 415-0037-012 | 12" | 305 mm | RG-58 |
| 415-0037-MM500 | 19.7" | 500 mm | RG-58 |
| 415-0037-024 | 24" | 610 mm | RG-58 |
| 415-0037-MM750 | 29.53" | 750 mm | RG-58 |
| 415-0037-036 | 36" | 914 mm | RG-58 |
| 415-0037-M1.0 | 39.4" | 1000 mm | RG-58 |
| 415-0037-048 | 48" | 1219 mm | RG-58 |
| 415-0037-M1.5 | 59.1" | 1500 mm | RG-58 |
| 415-0037-060 | 60" | 1524 mm | RG-58 |
| 415-0037-M2.0 | 78.7" | 2000 mm | RG-58 |
| 415-0042-012 | 12" | 305 mm | RG-142 |
| 415-0042-024 | 24" | 610 mm | RG-142 |
| 415-0042-036 | 36" | 914 mm | RG-142 |
| 415-0042-048 | 48" | 1219 mm | RG-142 |
| 415-0042-060 | 60" | 1524 mm | RG-142 |

SMA Straight Plug to N Straight Plug

Connector by Cable Type: **RG-58** (142-0407-011, CPN-1) **RG-142** (142-0408-011, CPN-142T)

| Part Number | Standard Cable Length | Metric Cable Length | Cable Type |
|----------------|-----------------------|---------------------|------------|
| 415-0059-MM250 | 9.84" | 250 mm | RG-58 |
| 415-0059-012 | 12" | 305 mm | RG-58 |
| 415-0059-MM500 | 19.7" | 500 mm | RG-58 |
| 415-0059-024 | 24" | 610 mm | RG-58 |
| 415-0059-MM750 | 29.53" | 750 mm | RG-58 |
| 415-0059-036 | 36" | 914 mm | RG-58 |
| 415-0059-M1.0 | 39.4" | 1000 mm | RG-58 |

| Part Number | Standard Cable Length | Metric Cable Length | Cable Type |
|---------------|-----------------------|---------------------|------------|
| 415-0059-048 | 48" | 1219 mm | RG-58 |
| 415-0059-M1.5 | 59.1" | 1500 mm | RG-58 |
| 415-0061-060 | 60" | 1524 mm | RG-58 |
| 415-0061-012 | 12" | 305 mm | RG-142 |
| 415-0061-024 | 24" | 610 mm | RG-142 |
| 415-0061-036 | 36" | 914 mm | RG-142 |
| 415-0061-048 | 48" | 1219 mm | RG-142 |
| 415-0061-060 | 60" | 1524 mm | RG-142 |