

Product Data Sheet

9244014942  
VY0108XQHCS  
4656 EZ

**ebmpapst**

The engineer's choice



4656 EZ

INDEX

**1 General ..... 3**

**2 Mechanics ..... 3**

2.1 General..... 3

2.2 Connections..... 4

**3 Operating Data ..... 5**

3.1 Electrical Operating Data ..... 5

3.2 Electrical Features ..... 6

3.3 Aerodynamics ..... 7

3.4 Sound Data..... 9

**4 Environment..... 9**

4.1 General..... 9

4.2 Climatic Requirements ..... 10

**5 Safety..... 10**

5.1 Electrical Safety ..... 10

5.2 Approval Tests..... 10

**6 Reliability..... 10**

6.1 General..... 11

## 1 General

Fan type	Fan without chassis
Rotating direction looking at rotor	Clockwise
Airflow direction	Air outlet over flange
Bearing system	Ball bearing
Mounting position - shaft	Any
Balancing grade	2,5


## 2 Mechanics

### 2.1 General

Width	0,0 mm	
Height	0,0 mm	
Depth	39,0 mm	
Diameter	108,0 mm	
Mass	0,380 kg	
Housing material		
Impeller material	Metal	

2.2 Connections

Electrical connection	Wires	
Lead wire length	L = 375,0 mm	
Tolerance	+ - 10,0 mm	
Tube length	See drawing	
Tolerance		
Wire size (AWG)	20	
Insulation diameter	1,3 mm	
Plug	See drawing	
Contact	See drawing	



	Color	Operation
1	black	L
2	black	N

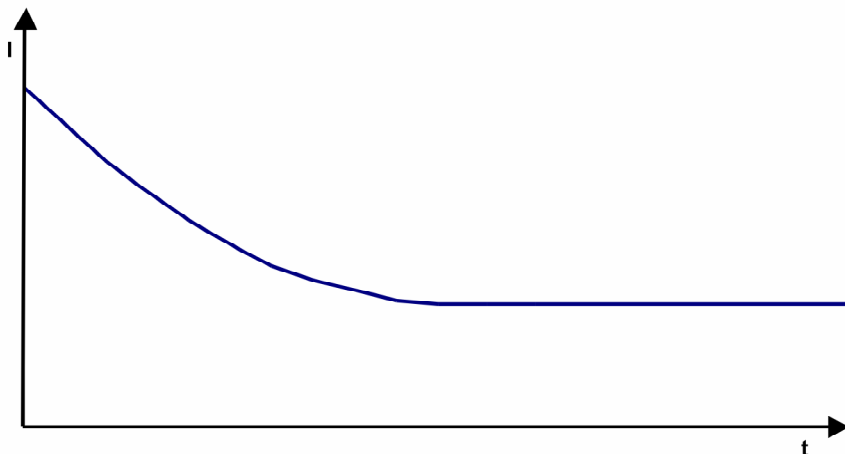
### **3 Operating Data**

#### **3.1 Electrical Operating Data**

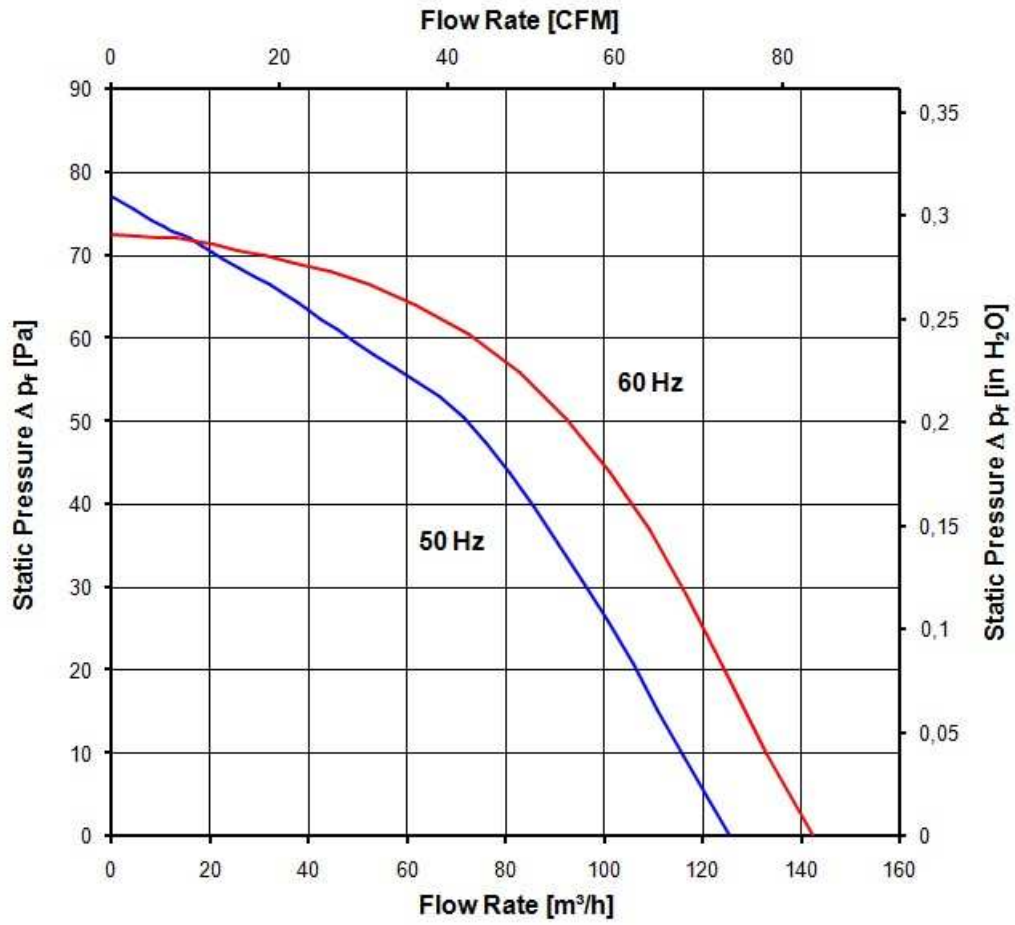
For checking purposes the electrical data can be specified without an intake nozzle / aperture plate as well. For this the data have to defined by the appropriate quality assurance.

### 3.2 Electrical Features

Locked rotor protection	Impedance
Locked rotor current at	









### 3.4 Sound Data

Measurement conditions: Sound pressure level: 1 meter distance between microphone and the air intake.  
 Sound power level: Acc. to DIN 45635 part 38 (ISO 10302) Sound power level: Acc. to DIN 45635 part 38 (ISO 10302)  
 Measured in a semianchoic chamber with a background noise level of  $L_p(A) < 5 \text{ dB(A)}$   
 For further measurement conditions see chapter aerodynamics.

a.) Operation condition:

2.600 1/min at free air flow

Frequency: 50 Hz

Optimal operating point		
Sound power level at the optimal operating point		
Sound pressure level at free air flow, measured in rubber bands	39,0 dB(A)	

b.) Operation condition:

2.950 1/min at free air flow

Frequency: 60 Hz

Optimal operating point		
Sound power level at the optimal operating point		
Sound pressure level at free air flow, measured in rubber bands	42,0 dB(A)	

## 4 Environment

### 4.1 General

Min. permitted ambient temperature TU min.	-40 °C / 50 Hz -40 °C / 60 Hz	
Max. permitted ambient temperature TU max.	65 °C / 50 Hz 70 °C / 60 Hz	
Min. permitted storage temperature TL min.	-40 °C	
Max. permitted storage temperature TL max.	100 °C	

## 4.2 Climatic Requirements

Humidity requirements	humid heat, constant; according to DIN EN 60068-2-78, 14 days	
Water exposure	None	
Dust requirements	None	
Salt fog requirements	None	

Permitted application area:

The product is intended for use in sheltered rooms with controlled temperature and controlled humidity. Directly exposure to water must be avoided.

Pollution degree 1 (according DIN EN 60664-1)

There is either no pollution or it occurs only dry, non-conductive pollution. The pollution has no negative impact.

## 5 Safety

### 5.1 Electrical Safety

Dielectric strength DIN EN 60950 (VDE 0805) and DIN EN 60335 (VDE 0700) A.) Type test Measuring conditions: After 48h of storage at 95% R.H. and 25°C. No arcing or breakdown is allowed! All connections together to ground. B.) Routine test Measuring conditions: At indoor climate. No arcing or breakdown is allowed! All connections together to ground.	1500 VAC / 1 Min.  1500 VAC / 1 Sec.
Isolation resistance Measuring conditions: After 48h of storage at 95% R.H. and 25°C measured with U=500 VDC for 1 min.	RI > 50 MOhm
Clearance / creepage distance	2,0 mm / 1,8 mm
Protection class	I

### 5.2 Approval Tests

CE	EC Declaration of Conformity	Yes
EAC	Eurasian Conformity	Yes
UL	Underwriters Laboratories	Yes / UL507, Electric Fans E38324
VDE	Association for Electrical, Electronic and Information Technologies	Yes / Approval acc. to EN 60950 (VDE 0805) - Information technology equipment
CSA	Canadian Standards Association	No
CCC	China Compulsory Certification	Yes / GB 12350 Safety Requirements for small Power Motors

The approval tests are observed to:

U approval max.: 230 V / f: 60 Hz @ TU approval max.: 65 °C

## 6 Reliability

6.1 General

Life expectancy L10 at TU = 40 °C	37.500 h / 50 Hz	
Life expectancy L10 at TU max.	15.000 h / 50 Hz	